


10178-1 FLOTTING CDI DRIVE GROUP 10178-1
10186-1 GND REFERENCED CDI/PND TELETYPE GROUP 10186-1

SERVICE BULLETIN



RCU Board Locations
Figure 3

Original date April 1, 1966

Number 0010

Revision date _____

Page 9 of 12

MEDRA Version 4.0 - Test Data Entry - Test Data Points Summary

TEST IDENTIFICATION

TFE731-3 -1G S/N: 77488 Work Order Number: W1008
 Test Date: 05/27/1993 Test Time: 07:30:00
 Reason for Test: Post MPI
 Time Since New: 5226.0 Cycles Since New: 3000
 Build/Run: / 1 REC/DEE: 5011

Customer: APRI AVIATION Aircraft S/N: 1060
 Aircraft Model: Westwind 1124 Engine Location: P
 Aircraft Nozzle Type: OAC T/R

Data Recorded by: NF Data Entered by: RJP
 Comments: 36BMD R/H POST MPI SPT RUN

Aircraft Acquired Date:

TEST DATA POINTS SUMMARY

	Units	1	2	3	4	5
Time	hh:mm:ss	07:30:00	07:30:00	07:30:00	07:30:00	07:30:00
T1	Deg C	21.0000	21.0000	21.0000	21.0000	21.0000
EL meter	Hz	10.0000	10.0000	10.0000	10.0000	10.0000
N1 Cockpit	Percent	98.9000	97.9000	94.9000	92.9000	90.9000
N1 Redundant	Hertz	9880.00	9733.00	9490.00	9290.00	9050.00
N2 Cockpit	Percent	98.9000	97.9000	94.9000	92.9000	90.9000
N2 Redundant	Hertz	9890.00	9794.00	9495.00	9297.00	9050.00
T5 Cockpit	Deg C	873.000	873.000	873.000	873.000	873.000
T5 Redundant	Deg C	873.000	873.000	873.000	873.000	873.000
W Fuel	Lb/Hr	1000.00	1000.00	1000.00	1000.00	1000.00
Temp Fuel	Deg F	100.000	100.000	100.000	100.000	100.000
PCD	psig	100.000	100.000	100.000	100.000	100.000
T3.5	Deg F	200.000	200.000	200.000	200.000	200.000
Ps2.35	psig	20.0000	20.0000	20.0000	20.0000	20.0000
Ts2.35	Deg F	20.0000	20.0000	20.0000	20.0000	20.0000
P7	psig					
T7	Deg F					
N1 Fault	count					

ENGINE TEST CONSTANTS

HPT Nozzle Area (A4) = 14.0200 sq.in. Defaulted
 LPT Nozzle Area (A5) = 25.7300 sq.in. Defaulted
 Fuel Specific Gravity @ Deg F =
 Lower Heating Value = Btu/Lbm
 Flat Rating Temperature = 73.40 Deg F
 Flat Rating Ni = 20543.0 rpm
 Dry Bulb Temperature = 0.000 Deg F
 Wet Bulb Temperature = 0.000 Deg F
 Relative Humidity = 0.000 percent

MEDRA Version 4.0 - Test Data Entry - Test Data Points Summary

TEST IDENTIFICATION

FFE731-3 -16

S/N: 77486

Work Order Number: M1V08

Test Date: 05/27/1993

Test Time: 07:30:00.00

Aircraft Acquired Data

TEST DATA POINTS SUMMARY FOR T7, Temperatures measured in Deg F
Scan Number

	Probe	1	2	3	4	5	6
Rake 1	1	ID					
	2						
	3						
	4						
	5	OD					
Rake 2	1	ID					
	2						
	3						
	4						
	5	OD					
Rake 3	1	ID					
	2						
	3						
	4						
	5	OD					
Rake 4	1	ID					
	2						
	3						
	4						
	5	OD					

TEST DATA POINTS SUMMARY FOR P7, Pressures measured in psia
Scan Number

	Probe	1	2	3	4	5	6
Rake 1	1						
Rake 2	1						
Rake 3	1						
Rake 4	1						

MEDRA Version 4.0 - Test Data Entry - Cockpit/Redundant Comparison

TEST IDENTIFICATION

TFE731-3 -1G S/N: 7748B Work Order Number: R1V0B
 Test Date: 05/27/1993 Test Time: 07:20:00.00

Aircraft Acquired Data


COCKPIT/REDUNDANT COMPARISON

An asterisk next to the scan number indicates the difference between measurements exceeds normal tolerance.

N1 tolerance - .10% N2 tolerance - .50% I5 tolerance - 5.0 Deg C

		1	2	3	4	5	6
N1 Cockpit	Percent	95.90	95.90	94.90	92.90	90.90	
N1 Redundant	Percent	98.80	98.82	94.90	92.90	90.80	
N1 Delta	Percent	0.10	0.07	0.00	0.00	0.10	
		1	2	3	4	5	6
N2 Cockpit	Percent	98.70	97.70	96.70	95.70	95.20	
N2 Redundant	Percent	98.65	97.69	96.73	95.87	95.17	
N2 Delta	Percent	0.05	0.01	0.03	0.07	0.03	
		1	2	3	4	5	6
Cockpit	Deg C	873.0	848.0	823.0	802.0	787.0	
I5 Redundant	Deg C	870.0	845.0	821.0	798.0	784.0	
I5 Delta	Deg C	3.0	3.0	2.0	4.0	3.0	

TFE731-3-1G S/N: 77488 Eng. Loc. 2 05/27/1993 07:30:00
N2 vs N1

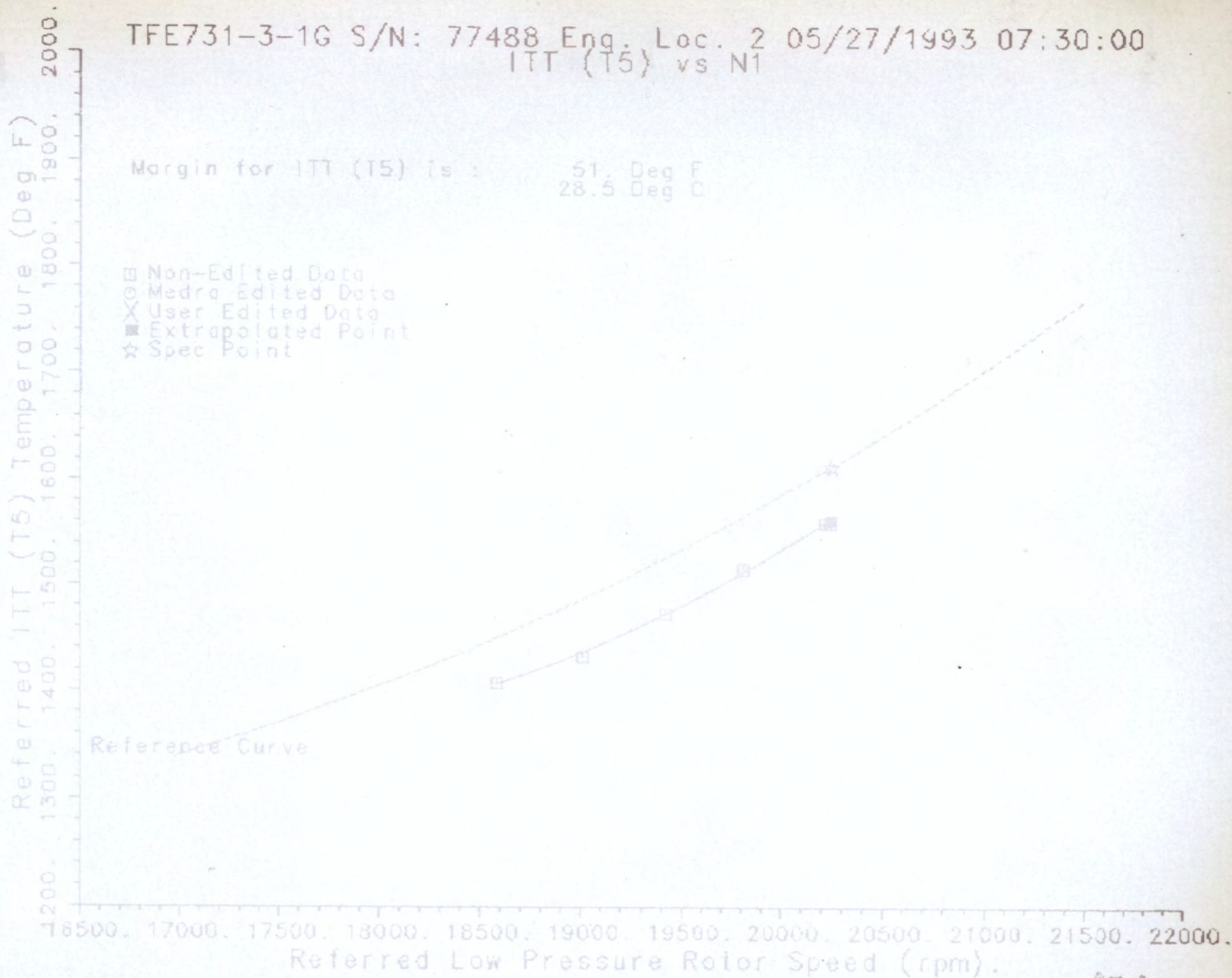


05/28/1993 RJP

TFE731-3-1G S/N: 77488 Eng. Loc. 2 05/27/1993 07:30:00
ITT (T5) vs N1


Margin for ITT (T5) is : 51 Deg F
28.5 Deg C

- Non-Edited Data
- Medra Edited Data
- ✕ User Edited Data
- Extrapolated Point
- ☆ Spec Point



05/28/1993 RJP

TFE731-3-1G S/N: 77488 Eng. Loc. 2 05/27/1993 07:30:00
Ps2.35 vs N1



05/28/1993 RJP

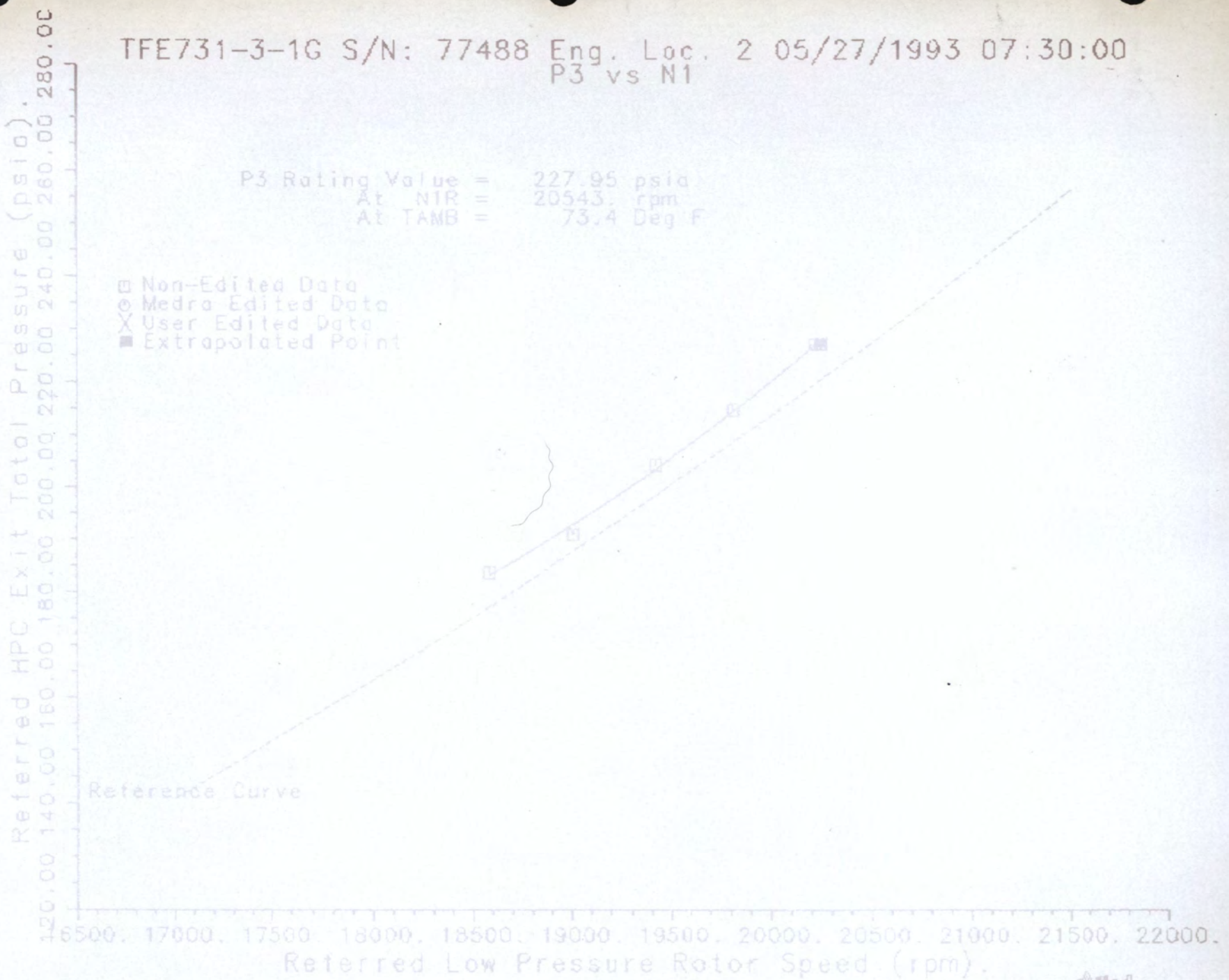
May 28, 93 8:22 No. 007 P. 08

TEL No.


TFE731-3-1G S/N: 77488 Eng. Loc. 2 05/27/1993 07:30:00
P3 vs N1

P3 Rating Value = 227.95 psia
At NIR = 20543 rpm
At TAMB = 73.4 Deg F

- Non-Edited Data
- Medra Edited Data
- X User Edited Data
- Extrapolated Point



05/28/1993 RJP



Release Certificate - - NAT Ltd.

NORTHERN AIRBORNE TECHNOLOGY LTD.

I HEREBY CERTIFY THAT THE ITEMS LISTED ON THIS CERTIFICATION HAVE BEEN INSPECTED AND TESTED, AND CONFORM TO THE APPROVED SPECIFICATIONS RELATIVE HERETO AND ARE AIRWORTHY. THIS IS SUBSTANTIATED BY EITHER MY OWN INSPECTION AND TEST OR BY SATISFACTORY DOCUMENTARY EVIDENCE FROM THE ORIGINAL SOURCE OF SUPPLY.


PART NUMBER: AA80-020

SERIAL NUMBER: 9688

PACKING SLIP NUMBER: _____

DATE: MAR 23 1983

MOT NAT GA
APP. # 9-80

CERTIFIED BY: 

AUTHORIZED INSPECTOR

STAMP

104

OPERATOR: ED-WEB, INC.

WORK COMPLIANCE FORM NO.

AIRCRAFT NO.: 368

MODEL: 1124A WESTWIND

PAGE 1

AIRCRAFT REG.: N368MD

91266

WORK DUE AT	* = APU HRS.		
DATE	HOURS	LANDINGS	CYCLES

RECORD TIME WORK ACCOMPLISHED FOR EACH TASK. KEEP TOP COPY FOR YOUR RECORDS. RETURN CARBON COPY TO CSI FOR UPDATING.

29 29

UNSCHEDULED

COMPONENT UPDATE:

WORK ACCOMPLISHED: DATE: MONTH 4 DAY 15 YEAR 93 AIRCRAFT HOURS: 5252 LANDINGS: 3907

TECHNICIAN SIGNATURE: [Signature] CERTIFICATE NUMBER: 560762740

INSPECTED BY: [Signature] KIND OF CERTIFICATE: ATP

CODE: 23 PART NAME: PILOTS INTERCOM N.A.T., LTD.

REASON REMOVED: (CHECK ONE) TIME A() FAIL B() WORN C() LOANER D() SCHED CONV E() MOD G() SERVICE K() ENG CHG L() TIRE CHG M() DAMAGED T()

PART REMOVED: PART NUMBER SERIAL NUMBER:

PART INSTALLED: PART NUMBER AA 80020 SERIAL NUMBER: 9689

TIME SINCE NEW: HRS LDGS NOS TIME SINCE OVERHAUL: HRS LDGS NOS

WARRANTY TIME REMAINING: HRS LDGS NOS MAN-HOURS: HRS TENTHS PRICE: \$

REMARKS:

SERVICE/INSPECTION UPDATE:

WORK ACCOMPLISHED: DATE: MONTH DAY YEAR AIRCRAFT HOURS: LANDINGS:

TECHNICIAN SIGNATURE: CERTIFICATE NUMBER:

INSPECTED BY: KIND OF CERTIFICATE:

CODE	JOB DESCRIPTION	TECHNICIAN	INSPECTOR	MAN-HOURS HRS. THS

REMARKS:

Release Certificate - - NAT Ltd.

NORTHERN AIRBORNE TECHNOLOGY LTD.

I HEREBY CERTIFY THAT THE ITEMS LISTED ON THIS CERTIFICATION HAVE BEEN INSPECTED AND TESTED, AND CONFORM TO THE APPROVED SPECIFICATIONS RELATIVE HERETO AND ARE AIRWORTHY. THIS IS SUBSTANTIATED BY EITHER MY OWN INSPECTION AND TEST OR BY SATISFACTORY DOCUMENTARY EVIDENCE FROM THE ORIGINAL SOURCE OF SUPPLY.

PART NUMBER: AA80-020

SERIAL NUMBER: 9689

PACKING SLIP NUMBER: _____

DATE: MAR 23 1993

CERTIFIED BY: _____

AUTHORIZED INSPECTOR

MOT APPR #8-80
NAT QA

STAMP 104

OPERATOR: ED-WES, INC.

WORK COMPLIANCE FORM NO.

AIRCRAFT NO.: 368

MODEL: 1124A WESTWIND

AIRCRAFT REG.: N368MD

PAGE 1

89313

WORK DUE AT	* = APU HRS.		
DATE	HOURS	LANDINGS	CYCLES
29 29			

RECORD TIME WORK ACCOMPLISHED FOR EACH TASK. KEEP TOP COPY FOR YOUR RECORDS. RETURN CARBON COPY TO CSI FOR UPDATING.

UNSCHEDULED

COMPONENT UPDATE:

WORK ACCOMPLISHED: DATE: MONTH 4 DAY 15 YEAR 93 AIRCRAFT HOURS: 5252 LANDINGS: 3907

TECHNICIAN SIGNATURE: [Signature] CERTIFICATE NUMBER: 560767740

INSPECTED BY: [Signature] KIND OF CERTIFICATE: AP

CODE: 23 PART NAME: COPILOTS INTERCOM N.A.T., LTD

REASON REMOVED: (CHECK ONE)
TIME A () FAIL B () WORN C () LOANER D () SCHED CONV E () MOD G () SERVICE K () ENG CHG L () TIRE CHG M () DAMAGED T ()

PART REMOVED: PART NUMBER _____ SERIAL NUMBER: _____

PART INSTALLED: PART NUMBER AA 80 -020 SERIAL NUMBER: 9688

TIME SINCE NEW: HRS _____ LDGS _____ MOS _____ TIME SINCE OVERHAUL: HRS _____ LDGS _____ MOS _____

WARRANTY TIME REMAINING: HRS _____ LDGS _____ MOS _____ MAN-HOURS: HRS _____ TENTHS _____ PRICE: \$ _____

REMARKS: _____

SERVICE/INSPECTION UPDATE:

WORK ACCOMPLISHED: DATE: MONTH _____ DAY _____ YEAR _____ AIRCRAFT HOURS: _____ LANDINGS: _____

TECHNICIAN SIGNATURE: _____ CERTIFICATE NUMBER: _____

INSPECTED BY: _____ KIND OF CERTIFICATE: _____

CODE	JOB DESCRIPTION	TECHNICIAN	INSPECTOR	MAN-HOURS HRS, THS

REMARKS: _____

OPERATOR: ED-WES, INC.
 AIRCRAFT NO.: 368
 AIRCRAFT REG.: N368MD

REPORT DATE 11/11/93
 MODEL: 1124A WESTWIND
 ISSUED 07-88 REV. 01-90

WORK COMPLIANCE FORM NO. 23.100
 CARD NO: 23- 2
 PAGE 1

93315 23-010 29 29	WORK DUE AT				RECORD TIME WORK ACCOMPLISHED FOR EACH TASK. KEEP TOP COPY FOR YOUR RECORDS. RETURN CARBON COPY TO CSI FOR UPDATING.
	DATE	HOURS	LANDINGS	CYCLES	
	12/27/93				CHECK CURRENT DUE LIST FOR DUE TIME CHANGES

WORK ACCOMPLISHED: DATE: MONTH 3 DAY 7 YEAR 94 AIRCRAFT HOURS: 5411 LANDINGS: 4070

TECHNICIAN SIGNATURE: [Signature] KIND OF CERTIFICATE & NO: 560767740

INSPECTED BY: [Signature] KIND OF CERTIFICATE & NO: AFP

ONLY THE FOLLOWING WORK IS DUE AT THE TIME(S) NOTED ABOVE:

- DUE > 230166 RENEW FCC RAD/TELE LICENS NO REF
- 230151 PART NAME: RADIO/TELEPHONE RECEIVER TRANSMITTER NM 23-21-00
- REASON REMOVED: (CHECK ONE) TECHNICIAN: _____ INSP: _____
- TIME A () FAIL B () WORN C () LOANER D () SCHEDCONV E () MOD G () SERVICE K () ENG CHG L () TIRE CHG M () DAMAGED T ()

PART REMOVED: PART NUMBER _____ SERIAL NUMBER: _____

PART INSTALLED: PART NUMBER _____ SERIAL NUMBER: _____

INSTALLED TSN: HRS _____ LDGS _____ NOS _____ INSTALLED TSO: HRS _____ LDGS _____ NOS _____

WARRANTY TIME REMAINING: HRS _____ LDGS _____ NOS _____ MAN-HOURS: HRS _____ TENTHS _____ PRICE: \$ _____
 TECHNICIAN INSPECTOR MAN-HOURS
 HRS.THB

- R 230161 FREQUENCY CHECK RADIO TELEPHONE...NO REF
- R 230166 RENEW FCC RADIO/TELEPHONE LICENSE...NO REF

230151
 R RADIO/TELEPHONE RECEIVER TRANSMITTER - REMOVAL AND INSTALLATION, FREQUENCY CHECK, LICENSE RENEWAL (REFER TO FIGURE 3 ON CARD 23-2)

CONSUMABLES: SAFETY WIRE

A REMOVAL (REFER TO FIGURE 3)

1. REMOVE POWER FROM RADIO/TELEPHONE SYSTEM.
2. DISCONNECT ELECTRICAL CONNECTOR AND COAX CONNECTOR FROM THE RECEIVER-TRANSMITTER.
3. LOOSEN KNURLED KNOB AND REMOVE RECEIVER-TRANSMITTER FROM MOUNTING TRAY.
4. RECORD PART NUMBER, SERIAL NUMBER AND REASON REMOVED IN SPACE PROVIDED ON PAGE 1.

B INSTALLATION

1. OK TO INSTALL. RECORD PART NUMBER, SERIAL NUMBER AND UNIT TIME IN SPACE PROVIDED ON PAGE 1.
2. PLACE RECEIVER-TRANSMITTER IN MOUNTING TRAY AND SLIDE THE UNIT BACK.
3. LIFT KNURLED KNOB ASSEMBLY TO LATCH ON MOUNTING HOOK AND TIGHTEN.
4. SAFETYWIRE KNURLED KNOB THROUGH SMALL HOLES PROVIDED.
5. CONNECT ELECTRICAL CONNECTOR AND COAX CONNECTOR, ON FRONT FACE OF RECEIVER-TRANSMITTER.

R 230161
 R C FREQUENCY CHECK RADIO TELEPHONE
 R NO TEXT AVAILABLE AT THIS TIME.

R 230166
 R D RENEW FCC RADIO/TELEPHONE LICENSE
 R NO TEXT AVAILABLE AT THIS TIME.

EXPIRATION DATE 12-27-98

SERVICEABLE

SDCF-2054 (6/92)

MANUFACTURER GLOBAL WULFSBERG SYSTEMS

COMPONENT NAME WH-1SR-2 WHITE (REMAN)

MODEL NUMBER 400-0129-002




SERIAL NUMBER 4917

The component identified above was overhauled, repaired, serviced, and/or tested and meets current manufacturer's specifications. Details are on file at this maintenance facility.

WORK ORDER NUMBER 142349

DATE 08/27/93

SIGNED

Global
Wulfsberg
Systems

SUNDSTRAND
AEROSPACE



8216 154TH AVENUE N.E.
REDMOND, WASHINGTON 98052
(206) 861-6200 FAX: (206) 861-6265
TWX: 910-449-2860 TELEX: 28-6144

GLOBAL WULFSBERG SYSTEMS
CUSTOMER REPORT

Page 1 of 1
Date: 08/27/93

Work Order: 142349-03

Bill to:
MCBAIL CO
1450 SALLY RIDE DR
CONCORD, CA 94520

Ship to:
MCBAIL CO

, TX

Squawk: No Squawk.

Model: WH-18R-2 WHITE (REMAN)
Original P/N: 400-0129-002

Original S/N: 4917

ACTION TAKEN	DETAILS OF WORK PERFORMED	
	PN OLD/NEW	SN OLD NEW
08/27/93		
1 INSPECTED WH18-002, NO PHYSICAL DAMAGE FOUND.	400-0129-002	4917
2 PASS BENCH CHECKS OKAY.	400-0129-002	4917
3 NO PROBLEMS FOUND IN THIS UNIT RT18D CAUSE OF COMPLAINT.	400-0129-002	4917
4 PASS FINAL FUNCTION CHECKS.	400-0129-002	4917

Department
COMM

Te
RES

Inspector
Kyu Choi

Certificate #: 2382509
Signature
Date: 08/27/93

SERVICEABLE

SDCF-2054 (6/92)

MANUFACTURER GLOBAL WULFSBERG SYSTEMS

COMPONENT NAME C-118D-2 CONTROL BLACK DZUS

MODEL NUMBER ~~400-0124-002~~

SERIAL NUMBER 433

The component identified above was overhauled, repaired, serviced, and/or tested and meets current manufacturer's specifications. Details are on file at this maintenance facility.

WORK ORDER NUMBER 142349

DATE 08/27/93

SIGNED

[Signature]
GWS
08/27/93

Global
Wulfsberg
Systems

SUNDSTRAND
AEROSPACE



8216 154TH AVENUE N.E.
REDMOND, WASHINGTON 98052
(206) 861-6200 FAX: (206) 861-6265
TWX: 910-449-2860 TELEX: 28-6144

GLOBAL WULFSBERG SYSTEMS
CUSTOMER REPORT

Page 1 of 1
Date:08/27/93

Work Order: 142349-02

Bill to:
MCBAIL CO
1450 SALLY RIDE DR
CONCORD, CA 94520

Ship to:
MCBAIL CO
, TX

Squawk: POPPING NOISE ON RECEIVER

Model: ~~C-118D-2 CONTROL BLACK DZUS~~
Original P/N: 400-0124-002

Original S/N: 433

ACTION TAKEN	DETAILS OF WORK PERFORMED		SN	
	PN	OLD/NEW	OLD	NEW
=====				
08/27/93				
1 INSPECTED C118D-002, NO PHYSICAL DAMAGE FOUND.	400-0124-002		433	
2 PASS BENCH CHECKS OKAY.	400-0124-002		433	
3 NO PROBLEMS FOUND IN THIS UNIT RT18D CAUSE OF COMPLAINT.	400-0124-002		433	
4 PASS FINAL FUNCTION CHECKS.	400-0124-002		433	

Department
COMM

Tech
RES



Inspector
Kyu Choi



Certificate # 2382509
Signature *[Signature]*
Date: 08/27/93



SERVICEABLE

SDCF-2054 (6/92)

MANUFACTURER GLOBAL WULFSBERG SYSTEMS

COMPONENT NAME ~~HH-118-3~~ BLACK HNDST/HNGR

MODEL NUMBER ~~400-0031-003~~


SERIAL NUMBER 2625

The component identified above was overhauled, repaired, serviced, and/or tested and meets current manufacturer's specifications. Details are on file at this maintenance facility.

WORK ORDER NUMBER 142349

DATE 08/27/93

SIGNED




Global
Wulfsberg
Systems

SUNDSTRAND
AEROSPACE



8216 154TH AVENUE N.E.
REDMOND, WASHINGTON 98052
(206) 861-6200 FAX: (206) 861-6265
TWX: 910-449-2860 TELEX: 28-6144

GLOBAL WULFSBERG SYSTEMS
CUSTOMER REPORT

Page 1 of 1
Date: 08/27/93

Work Order: 142349-04

Bill to:
MCBAIL CO
1450 SALLY RIDE DR
CONCORD, CA 94520

Ship to:
MCBAIL CO

, TX

Squawk: Unknown Squawk.

Model: HH-118-3 BLACK HNDST/HNGR
Original P/N: 400-0031-003

Original S/N: 2625

DETAILS OF WORK PERFORMED

ACTION TAKEN	PN OLD/NEW	SN	
		OLD	NEW
08/27/93			
1 INSPECTED HH118-3, NO PHYSICAL DAMAGE FOUND.	400-0031-003	2625	
2 PASS BENCH CHECKS OKAY.	400-0031-003	2625	
3 NO PROBLEMS FOUND IN THIS UNIT RT18D CAUSE OF CCOPLAINT.	400-0031-003	2625	
4 PASS FINAL FUNCTION CHECKS.	400-0031-003	2625	

Department
COMM

Tech
RES



Inspector
Kyu Choi

Certificate #: 2382509
Signature: *[Signature]*
Date: 08/27/93

SERVICEABLE

SDCF-2054 (6/92)

MANUFACTURER GLOBAL WULFSBERG SYSTEMS

COMPONENT NAME RT-180 TRANSCEIVER

MODEL NUMBER ~~400-0125-000~~


SERIAL NUMBER 603

The component identified above was overhauled, repaired, serviced, and/or tested and meets current manufacturer's specifications. Details are on file at this maintenance facility.

WORK ORDER NUMBER 142349

DATE 08/27/93

SIGNED



Global
Wulfsberg
Systems

SUNDSTRAND
AEROSPACE



8216 154TH AVENUE N.E.
REDMOND, WASHINGTON 98052
(206) 861-6200 FAX: (206) 861-6265
TWX: 910-449-2860 TELEX: 28-6144

GLOBAL WULFSBERG SYSTEMS
CUSTOMER REPORT

Page 1 of 1
Date:08/27/93

Work Order: 142349-01

Bill to:
MCBAIL CO
1450 SALLY RIDE DR
CONCORD, CA 94520

Ship to:
MCBAIL CO

, TX

Squawk: NOISE ON RECEIVER (POPPING
NOISE) HANDSTES SHOULD BE OK

Model: RT-18D TRANSCEIVER
Original P/N: 400-0125-000

Original S/N: 603

DETAILS OF WORK PERFORMED

ACTION TAKEN	PN OLD/NEW	SN OLD NEW
08/26/93		
1 INSPECTED RT18D, NO PHYSICAL DAMAGE FOUND, LABEL INDICATES REV D WITH NO D-DIAL.	400-0125-000	603
2 CONFIRMED COMPLAINT, RECEIVER INTERMITTENT CAUSING POOR DE-SENS, CHANNEL #10 CRYSTAL 10K OUT OF FREQ.	400-0125-000	603
3 INTERMITTENT AGRAS OPERATION, MODULATION ADJUSTMENTS ALL OUT OF ALIGNMENT, UNIT HAS REV E & D-DIAL	400-0125-000	603
4 ALIGNED SYNTHESIZER, CURED MODULATION, INTERMITTENT AGRAS AND CHANNEL #10 FREQ. PROBLEMS.	300-2284-000	600
5 DUPLEXER INTERMITTENT WITH VIBRATION .	300-2054-000	8693
6 APPLIED SILVER EPOXY TO DUPLEXER.	300-2054-000	8693
7 REPLACED Z1-Z5, INSULATOR CUPS CAUSE OF INTERMITTENT RECEIVE AND POOR DE-SENS. Z1-5 146-0144-000	300-2054-000	8693
8 INSPECTED DUPLEXER.	300-2054-000	8693
9 ALIGNED UNIT CHECKS OKAY.	400-0125-000	603
10 PASS FINAL FUNCTION CHECKS.	400-0125-000	603

Department
COMM

Tech
RES



Inspector
Kyu Choi



Certificate # 2382509

Signature *[Handwritten Signature]*

Date: 08/27/93

PACKING SLIP

Global Wulfsberg Systems

16:59:54 08/27/93 RCP #27-165954-0001
 99 PAGE 1

OFFICE: REDMOND, WA 98052

SOLD TO: MCBAIL COMPANY
 1450 SALLY RIDE DR.
 CONCORD, CA 94520

SHIPPED TO: MCBAIL COMPANY
 1450 SALLY RIDE DR.
 CONCORD, CA 94520

ATTN: JEFF ATCHINSON

SALES ORDER NO. 37702	ORDER DATE 8/26/93	FOB REDMOND, WA 98052	TERMS C.O.D.	TAX CACST
CUSTOMER ORDER NO. 8259301	SHIP VIA PP/BILL FD/P-1	SHIP DATE 8/30/93 8/27/93	CUSTOMER NO. 203352	

ITEM	QTY. ORDERED	PART NO.	LINE NO.	DESCRIPTION	S/N	SHIP	B.O.
				OSA: B RWD # 142349		1	Ø
1	1	400-0125-000	X	RT-18D TRANSCIVER Loc 99 S/N 0603		1	Ø
2	1	400-0124-002	X	C-118D-2 CONTROL BLACK DZUS Loc 99 S/N 433		1	Ø
4	1	400-0129-002	X	CHG FOR LABOR WH-18R-2 WHITE (REMAN) Loc 99 S/N 4917		1	Ø
6	1	400-0031-003	X	CHG FOR LABOR HH-118-3 BLACK HNDST/HNGR Loc 99 S/N 2625		1	Ø

*****A.O.G.*****A.O.G.*****A.O.G.***
 If sold internationally, a validated export license may be required.
 Unless notified of any discrepancies within 10 days from the date of this packing slip, your taking delivery of this equipment shall constitute acceptance of the terms and conditions of sale on the reverse side of this form.

THIS SHIPMENT <i>Completed</i>	SHIPPED PREVIOUSLY Ø	BALANCE ON ORDER Ø	FREIGHT CHARGES
WEIGHT 21.68	NO. OF BOXES 1	WAYBILL NUMBER 300-6418-4050	SHIP DATE 8/30/93

GLOBAL WULFSBERG SYSTEMS
TERMS AND CONDITIONS OF SALE

The following Terms and Conditions of Sale (which set forth in our Quotation, if any, to Buyer) shall be the only Terms and Conditions applicable to the agreement between Global Wulfsberg Systems, A Division of Sundstrand Data Control Inc., (Global Wulfsberg) and Buyer (the "Sales Contract") resulting from Global Wulfsberg's acceptance of Buyer's order, and shall apply to the order regardless of anything which may appear on Buyer's purchase order. Buyer's assent to the Terms and Conditions of Sale set forth herein shall be conclusively presumed from Buyer's failure seasonably to object in writing and from Buyer's acceptance of all or any part of the products ordered. This Sales Contract contains the total agreement of the parties and all proposals, negotiations, representations or agreements made or entered into prior to or contemporaneously with this Sales Contract are excluded whether oral or in writing.

1. Prices are F.O.B. Global Wulfsberg plant of manufacture unless otherwise specified. Prices shown herein are subject to change without notice. Purchase prices are stated in United States Dollars and payment shall be in United States Currency. Invoice terms are net 30 days unless otherwise specified. Global Wulfsberg reserves the right to modify or withdraw credit terms at any time without notice and to require guarantees, security or payment in advance of the amount of credit invoiced.

2. Prices do not include sales, use, excise or any similar tax. Any tax or other governmental charge upon the production, sales, shipment or use of the product which Global Wulfsberg is required to pay or collect from Buyer shall be paid by Buyer to Global Wulfsberg unless Buyer furnishes Global Wulfsberg with a tax exemption certificate acceptable to the applicable taxing authority. Buyer shall be responsible for obtaining any necessary governmental clearances, including import and foreign exchange licenses, which may be required by any government other than the United States.

3. Global Wulfsberg will ship in accordance with instructions supplied by the Buyer, but if Buyer fails to furnish such instructions, Global Wulfsberg will select what is, in its opinion, the most satisfactory routing for the shipment. If Buyer is to pick up products and has not done so within seven days after notification that they are ready for shipment, Global Wulfsberg may ship the products commercial carrier (best way). Title to and risk of loss for the products pass to Buyer upon delivery to carrier. Any prepayment by Global Wulfsberg of freight charges shall be for the account of the Buyer and shall be paid by Buyer with and in addition to the purchase price.

4. Global Wulfsberg reserves the right to start production and commit funds in time to meet Buyer's delivery date based on conditions in its plant and lead time required by Global Wulfsberg suppliers. In the event of default, breach, or cancellation of Buyer, Buyer shall be responsible for any losses resulting therefrom.

5. Shipping dates are given to the best of Global Wulfsberg's knowledge based upon conditions existing at the time the order is placed and information furnished by Buyer. Global Wulfsberg will in good faith, endeavor to ship by the estimated shipping date but shall not be responsible for any delay or any damage arising therefrom. Furthermore, Global Wulfsberg shall not be liable for any failure to perform its obligations under this Sales Contract resulting directly or indirectly from or contributed to by any acts of God, acts of Buyer, acts of civil or military authority, priorities, fire, strikes or other labor disputes, accidents, floods, epidemics, war, riot, delays in transportation, lack of or inability to obtain raw materials, components, labor, fuel or supplies, or other circumstances beyond Global Wulfsberg's reasonable control whether similar or dissimilar to the foregoing.

6. Buyer's order may not be modified or rescinded except in writing signed by Global Wulfsberg and Buyer. If all or part of Buyer's order is terminated by such modification or rescission, Buyer, in the absence of a contrary written agreement between Global Wulfsberg and Buyer, shall pay termination charges based upon cost determined by accepted accounting principles plus a reasonable profit, except that any products scheduled for completion within 60 days of buyer's request for termination or rescheduling will be accepted and paid for in full by Buyer.

7. Should Global Wulfsberg be prevented from completing this Sales Contract or any part thereof because of any rule, regulation or order of the Federal government or any State government or of any Federal or State commission, body or authority having jurisdiction in the premises, then Buyer agrees promptly, upon request and upon receipt of invoice therefor, to pay to Global Wulfsberg for any product or products then completed or in process an amount to be determined by Global Wulfsberg and representing its proportionate price of the products so completed or in process.

8. Global Wulfsberg warrants to Buyer that at the time of shipment the products will be free from defects of material and workmanship and will conform to the applicable Global Wulfsberg drawings and specifications. Should any defect become apparent within 12 months for communication products or 24 months for navigation products after installation in Buyer's or Buyer's customer aircraft, 18 months for communication products or 30 months for navigation products from date of delivery to Buyer, whichever first occurs, with the exception of the NDB-2 which has a 12-month warranty which is extended 12 months at the end of the first year by payment of a present subscription fee, Global Wulfsberg's sole obligation

under this warranty will be limited to either, at Global Wulfsberg's option and expense, repairing, replacing or extending credit for the products or parts thereof returned to Global Wulfsberg by Buyer, F.O.B. Global Wulfsberg's plant, and while Global Wulfsberg reasonably determines do not conform to this warranty and Buyer's exclusive remedy for breach of such warranty will be enforcement of such obligation.

THE FOREGOING WARRANTY IS EXCLUSIVE AND IN LIEU OF ALL OTHER WARRANTIES, WHETHER EXPRESSED, IMPLIED OR STATUTORY, INCLUDING, BUT NOT BY WAY OF LIMITATION, ANY WARRANTY OR MERCHANTABILITY OR FITNESS FOR ANY PARTICULAR PURPOSE.

9. In the event Buyer claims Global Wulfsberg has breached any of its obligations under this Sales Contract, whether of warranty or otherwise, Global Wulfsberg may request the return of the products and tender to the Buyer of the purchase price theretofore paid by Buyer and, in such event, Global Wulfsberg shall have no further obligation under the Sales Contract except to refund such purchase price upon redelivery of the products. If Global Wulfsberg so requests the return of the products, the products shall be redelivered to Global Wulfsberg in accordance with Global Wulfsberg's instructions at Global Wulfsberg's expense. **THE REMEDIES PROVIDED FOR IN THIS AND THE PRECEDING PARAGRAPH SHALL CONSTITUTE THE SOLE RECOURSE OF BUYER AGAINST GLOBAL WULFSBERG FOR BREACH OF ANY OF GLOBAL WULFSBERG'S OBLIGATIONS UNDER THE SALES CONTRACT WITH BUYER, WHETHER THE CLAIM IS MADE IN TORT OR IN CONTRACT, INCLUDING CLAIMS BASED ON WARRANTY, NEGLIGENCE OR OTHERWISE.**

IN NO EVENT SHALL GLOBAL WULFSBERG BE LIABLE FOR INCIDENTAL OR CONSEQUENTIAL DAMAGES NOR SHALL GLOBAL WULFSBERG'S LIABILITY FOR ANY CLAIMS OR DAMAGE ARISING OUT OF OR CONNECTED WITH THIS SALES CONTRACT OR THE MANUFACTURER, SALE, DELIVERY OR USE OF THE PRODUCTS EXCEED THE PURCHASE PRICE OF THE PRODUCT.

10. In the event any product to be furnished under this Sales Contract is to be made in accordance with drawings, samples, materials or manufacturing specifications supplied or designated by Buyer, Buyer agrees to hold Global Wulfsberg harmless from any and all damages, costs and expenses relating to any claim arising from the design, manufacture or use of the product or arising from a claim that such product furnished to Buyer by Global Wulfsberg, or the use thereof, infringes any Letters Patent or copyright, foreign or domestic, and Buyer agrees at its own expense to undertake the defense of any suit against Global Wulfsberg brought upon such claim or claims. In the event any product to be furnished under this Sales Contract is not to be made in accordance with drawings, samples or manufacturing specifications designated by Buyer, but rather is the design of Global Wulfsberg, Global Wulfsberg agrees to hold harmless Buyer and its customers against any damage awarded by a court of final jurisdiction in any suit or suits for the infringement of any United States Letters Patent by reason of the sale or use of such product furnished by Global Wulfsberg under this Sales Contract. The foregoing undertaking shall not apply unless Global Wulfsberg shall have been informed as soon as practicable by Buyer of the charge or suit alleging such infringement and shall have been given the opportunity to take over the defense thereof, and further, such undertaking shall not apply if (i) the claimed infringement is settled without the consent of Global Wulfsberg unless required by a final unappealable decree of a court of competent jurisdiction, or (ii) the infringement results from the use of a product delivered under this Sales Contract in combination with a product not delivered hereunder where such infringement would not have occurred from the use of the product alone delivered hereunder.

11. Global Wulfsberg reserves the right to make changes in the design of its products at any time without incurring any obligation to make equivalent changes in products previously manufactured or shipped. All tooling used to produce the product to be furnished under this Sales Contract is the property of Global Wulfsberg.

12. End items and/or spare parts shall be packed and packaged in accordance with best commercial practices for one way shipment by air and/or surface transportation.

13. The information and data furnished by Global Wulfsberg and all subsequent revisions for the NDB-2 have been prepared from many sources and believed to be correct. Global Wulfsberg does not warranty the accuracy of the source material and assumes no responsibility to any person or persons in connection with the use of the information and data. Buyer assumes full responsibility for updating the information and data furnished and agrees not to use the equipment without updating past the effective date of the next revision of information and data furnished by Global Wulfsberg.

The sales Contract shall be governed by the Uniform Commercial Code as adopted in the State of Washington, as effective and in force on the date hereof. Wherever a term defined by said Uniform Commercial Code is used herein the definition contained in the Uniform Commercial Code is to control. No action for breach of sale, this Sales Contract or any covenant or warranty arising therefrom, shall be brought more than one year after the cause of action has accrued.

Sundstrand
Data
Control



Sundstrand Corporation

Global Wulfsberg Systems

8216 154TH AVENUE N.E.
REDMOND, WASHINGTON 98052
(206) 861-6200
FAX: (206) 861-6265
TWX: 910-449-2860
TELEX: 28-6144

PACKING SLIP

16:59:54 08/27/93 RCP
99

#27-165954-0001
PAGE 2

OFFICE: REDMOND, WA 98052

SOLD TO: MCBAIL COMPANY
1450 SALLY RIDE DR.
CONCORD, CA 94520

SHIPPED TO: MCBAIL COMPANY
1450 SALLY RIDE DR.
CONCORD, CA 94520

ATTN: JEFF ATCHINSON

SALES ORDER NO. 37702	ORDER DATE 8/26/93	FOB REDMOND, WA 98052	TERMS C.O.D.	TAX CACST
CUSTOMER ORDER NO. 8259201	SHIP VIA PP/BILL FD/P-1	SHIP DATE 8/30/93 8/27/93	CUSTOMER NO. 203352	

ITEM	QTY. ORDERED	PART NO.	LINE NO.	DESCRIPTION	S/N
					SHIP B.O.
<p>Note: C.O.D. Amount due \$995.59 plus freight and handling.</p>					

THIS SHIPMENT	SHIPPED PREVIOUSLY	BALANCE ON ORDER	FREIGHT CHARGES 00
WEIGHT	NO. OF BOXES	WAYBILL NUMBER	SHIP DATE 8/30/93 8/27/93
			SHIP VIA FD/P-1

GLOBAL WULFSBERG SYSTEMS

TERMS AND CONDITIONS OF SALE

The following Terms and Conditions of Sale (which set forth in our Quotation, if any, to Buyer) shall be the only Terms and Conditions applicable to the agreement between Global Wulfsberg Systems, A Division of Sundstrand Data Control Inc., (Global Wulfsberg) and Buyer (the "Sales Contract") resulting from Global Wulfsberg's acceptance of Buyer's order, and shall apply to the order regardless of anything which may appear on Buyer's purchase order. Buyer's assent to the Terms and Conditions of Sale set forth herein shall be conclusively presumed from Buyer's failure seasonably to object in writing and from Buyer's acceptance of all or any part of the products ordered. This Sales Contract contains the total agreement of the parties and all proposals, negotiations, representations or agreements made or entered into prior to or contemporaneously with this Sales Contract are excluded whether oral or in writing.

1. Prices are F.O.B. Global Wulfsberg plant of manufacture unless otherwise specified. Prices shown herein are subject to change without notice. Purchase prices are stated in United States Dollars and payment shall be in United States Currency. Invoice terms are net 30 days unless otherwise specified. Global Wulfsberg reserves the right to modify or withdraw credit terms at any time without notice and to require guarantees, security or payment in advance of the amount of credit invoiced.

2. Prices do not include sales, use, excise or any similar tax. Any tax or other governmental charge upon the production, sales, shipment or use of the product which Global Wulfsberg is required to pay or collect from Buyer shall be paid by Buyer to Global Wulfsberg unless Buyer furnishes Global Wulfsberg with a tax exemption certificate acceptable to the applicable taxing authority. Buyer shall be responsible for obtaining any necessary governmental clearances, including import and foreign exchange licenses, which may be required by any government other than the United States.

3. Global Wulfsberg will ship in accordance with instructions supplied by the Buyer, but if Buyer fails to furnish such instructions, Global Wulfsberg will select what is, in its opinion, the most satisfactory routing for the shipment. If Buyer is to pick up products and has not done so within seven days after notification that they are ready for shipment, Global Wulfsberg may ship the products commercial carrier (best way). Title to and risk of loss for the products pass to Buyer upon delivery to carrier. Any prepayment by Global Wulfsberg of freight charges shall be for the account of the Buyer and shall be paid by Buyer with and in addition to the purchase price.

4. Global Wulfsberg reserves the right to start production and commit funds in time to meet Buyer's delivery date based on conditions in its plant and lead time required by Global Wulfsberg suppliers. In the event of default, breach, or cancellation of Buyer, Buyer shall be responsible for any losses resulting therefrom.

5. Shipping dates are given to the best of Global Wulfsberg's knowledge based upon conditions existing at the time the order is placed and information furnished by Buyer. Global Wulfsberg will in good faith, endeavor to ship by the estimated shipping date but shall not be responsible for any delay or any damage arising therefrom. Furthermore, Global Wulfsberg shall not be liable for any failure to perform its obligations under this Sales Contract resulting directly or indirectly from or contributed to by any acts of God, acts of Buyer, acts of civil or military authority, priorities, fire, strikes or other labor disputes, accidents, floods, epidemics, war, riot, delays in transportation, lack of or inability to obtain raw materials, components, labor, fuel or supplies, or other circumstances beyond Global Wulfsberg's reasonable control whether similar or dissimilar to the foregoing.

6. Buyer's order may not be modified or rescinded except in writing signed by Global Wulfsberg and Buyer. If all or part of Buyer's order is terminated by such modification or rescission, Buyer, in the absence of a contrary written agreement between Global Wulfsberg and Buyer, shall pay termination charges based upon cost determined by accepted accounting principles plus a reasonable profit, except that any products scheduled for completion within 60 days of buyer's request for termination or rescheduling will be accepted and paid for in full by Buyer.

7. Should Global Wulfsberg be prevented from completing this Sales Contract or any part thereof because of any rule, regulation or order of the Federal government or any State government or of any Federal or State commission, body or authority having jurisdiction in the premises, then Buyer agrees promptly, upon request and upon receipt of invoice therefor, to pay to Global Wulfsberg for any product or products then completed or in process an amount to be determined by Global Wulfsberg and representing its proportionate price of the products so completed or in process.

8. Global Wulfsberg warrants to Buyer that at the time of shipment the products will be free from defects of material and workmanship and will conform to the applicable Global Wulfsberg drawings and specifications. Should any defect become apparent within 12 months for communication products or 24 months for navigation products after installation in Buyer's or Buyer's customer aircraft, 18 months for communication products or 30 months for navigation products from date of delivery to Buyer, whichever first occurs, with the exception of the NDB-2 which has a 12-month warranty which is extended 12 months at the end of the first year by payment of a present subscription fee, Global Wulfsberg's sole obligation

under this warranty will be limited to either, at Global Wulfsberg's option and expense, repairing, replacing or extending credit for the products or parts thereof returned to Global Wulfsberg by Buyer, F.O.B. Global Wulfsberg's plant, and which Global Wulfsberg reasonably determines do not conform to this warranty and, Buyer's exclusive remedy for breach of such warranty will be enforcement of such obligation.

THE FOREGOING WARRANTY IS EXCLUSIVE AND IN LIEU OF ALL OTHER WARRANTIES, WHETHER EXPRESSED, IMPLIED OR STATUTORY, INCLUDING, BUT NOT BY WAY OF LIMITATION, ANY WARRANTY OR MERCHANTABILITY OR FITNESS FOR ANY PARTICULAR PURPOSE.

9. In the event Buyer claims Global Wulfsberg has breached any of its obligations under this Sales Contract, whether of warranty or otherwise, Global Wulfsberg may request the return of the products and tender to the Buyer of the purchase price theretofore paid by Buyer and, in such event, Global Wulfsberg shall have no further obligation under the Sales Contract except to refund such purchase price upon redelivery of the products. If Global Wulfsberg so requests the return of the products, the products shall be redelivered to Global Wulfsberg in accordance with Global Wulfsberg's instructions at Global Wulfsberg's expense. **THE REMEDIES PROVIDED FOR IN THIS AND THE PRECEDING PARAGRAPH SHALL CONSTITUTE THE SOLE RECOURSE OF BUYER AGAINST GLOBAL WULFSBERG FOR BREACH OF ANY OF GLOBAL WULFSBERG'S OBLIGATIONS UNDER THE SALES CONTRACT WITH BUYER, WHETHER THE CLAIM IS MADE IN TORT OR IN CONTRACT, INCLUDING CLAIMS BASED ON WARRANTY, NEGLIGENCE OR OTHERWISE.**

IN NO EVENT SHALL GLOBAL WULFSBERG BE LIABLE FOR INCIDENTAL OR CONSEQUENTIAL DAMAGES NOR SHALL GLOBAL WULFSBERG'S LIABILITY FOR ANY CLAIMS OR DAMAGE ARISING OUT OF OR CONNECTED WITH THIS SALES CONTRACT OR THE MANUFACTURER, SALE, DELIVERY OR USE OF THE PRODUCTS EXCEED THE PURCHASE PRICE OF THE PRODUCT.

10. In the event any product to be furnished under this Sales Contract is to be made in accordance with drawings, samples, materials or manufacturing specifications supplied or designated by Buyer, Buyer agrees to hold Global Wulfsberg harmless from any and all damages, costs and expenses relating to any claim arising from the design, manufacture or use of the product or arising from a claim that such product furnished to Buyer by Global Wulfsberg, or the use thereof, infringes any Letters Patent or copyright, foreign or domestic, and Buyer agrees at its own expense to undertake the defense of any suit against Global Wulfsberg brought upon such claim or claims. In the event any product to be furnished under this Sales Contract is not to be made in accordance with drawings, samples or manufacturing specifications designated by Buyer, but rather is the design of Global Wulfsberg, Global Wulfsberg agrees to hold harmless Buyer and its customers against any damage awarded by a court of final jurisdiction in any suit or suits for the infringement of any United States Letters Patent by reason of the sale or use of such product furnished by Global Wulfsberg under this Sales Contract. The foregoing undertaking shall not apply unless Global Wulfsberg shall have been informed as soon as practicable by Buyer of the charge or suit alleging such infringement and shall have been given the opportunity to take over the defense thereof, and further, such undertaking shall not apply if (i) the claimed infringement is settled without the consent of Global Wulfsberg unless required by a final unappealable decree of a court of competent jurisdiction, or (ii) the infringement results from the use of a product delivered under this Sales Contract in combination with a product not delivered hereunder where such infringement would not have occurred from the use of the product alone delivered hereunder.

11. Global Wulfsberg reserves the right to make changes in the design of its products at any time without incurring any obligation to make equivalent changes in products previously manufactured or shipped. All tooling used to produce the product to be furnished under this Sales Contract is the property of Global Wulfsberg.

12. End items and/or spare parts shall be packed and packaged in accordance with best commercial practices for one way shipment by air and/or surface transportation.

13. The information and data furnished by Global Wulfsberg and all subsequent revisions for the NDB-2 have been prepared from many sources and believed to be correct. Global Wulfsberg does not warrant the accuracy of the source material and assumes no responsibility to any person or persons in connection with the use of the information and data. Buyer assumes full responsibility for updating the information and data furnished and agrees not to use the equipment without updating past the effective date of the next revision of information and data furnished by Global Wulfsberg.

The sales Contract shall be governed by the Uniform Commercial Code as adopted in the State of Washington, as effective and in force on the date hereof. Wherever a term defined by said Uniform Commercial Code is used herein the definition contained in the Uniform Commercial Code is to control. No action for breach of sale, this Sales Contract or any covenant or warranty arising therefrom, shall be brought more than one year after the cause of action has accrued.

OPERATOR: ED-WES, INC.

WORK COMPLIANCE FORM NO. 23.100

AIRCRAFT NO.: 368

MODEL: 1124A WESTWIND

AIRCRAFT REG.: N368MD

ISSUED 07-88 REV. 01-90

PAGE 1

90037	WORK DUE AT	* = APU HRS			RECORD TIME WORK ACCOMPLISHED FOR EACH TASK. KEEP TOP COPY FOR YOUR RECORDS. RETURN CARBON COPY TO CSI FOR UPDATING.
23-010	DATE	HOURS	LANDINGS	CYCLES	
29 29					

WORK ACCOMPLISHED: DATE: MONTH 7 DAY 29 YEAR 94 AIRCRAFT HOURS: 5472 LANDINGS: 4150

TECHNICIAN SIGNATURE: [Signature] CERTIFICATE NUMBER: 560207790

INSPECTED BY: [Signature] KIND OF CERTIFICATE: APD

230151 PART NAME: RADIO/TELEPHONE RECEIVER TRANSMITTER MM 23-21-00
 REASON REMOVED: (CHECK ONE) TECHNICIAN: [Signature] INSP: [Signature]
 TIME A () FAIL B WORN C () LOANER D () SCHED CONV E () MOD G () SERVICE K () ENG CHG L () TIRE CHG M () DAMAGED T ()

PART REMOVED: PART NUMBER 400-0032-002 SERIAL NUMBER: 603

PART INSTALLED: PART NUMBER 400-0033-000 SERIAL NUMBER: 603

TIME SINCE NEW: HRS SAME LDGS _____ NOS _____ TIME SINCE OVERHAUL: HRS _____ LDGS _____ NOS _____

WARRANTY TIME REMAINING: HRS _____ LDGS _____ NOS _____ MAN-HOURS: HRS _____ TENTHS _____ PRICE: \$ _____
 SIGNOFF ANY WORK ACCOMPLISHED BELOW. TECHNICIAN INSPECTOR MAN-HOURS
 HRS, THS

R 230161 FREQUENCY CHECK RADIO TELEPHONE...NO REF.....
 R 230166 RENEW FCC RADIO/TELEPHONE LICENSE...NO REF.....

230151 R RADIO/TELEPHONE RECEIVER TRANSMITTER - REMOVAL AND INSTALLATION, FREQUENCY CHECK, LICENSE RENEWAL (REFER TO FIGURE 3 ON CARD 23-2)

CONSUMABLES: SAFETY WIRE

A REMOVAL (REFER TO FIGURE 3)

1. REMOVE POWER FROM RADIO/TELEPHONE SYSTEM.
2. DISCONNECT ELECTRICAL CONNECTOR AND COAX CONNECTOR FROM THE RECEIVER-TRANSMITTER.
3. LOOSEN KNURLED KNOB AND REMOVE RECEIVER-TRANSMITTER FROM MOUNTING TRAY.
4. RECORD PART NUMBER, SERIAL NUMBER AND REASON REMOVED IN SPACE PROVIDED ON PAGE 1.

B INSTALLATION

1. OK TO INSTALL. RECORD PART NUMBER, SERIAL NUMBER AND UNIT TIME IN SPACE PROVIDED ON PAGE 1.
2. PLACE RECEIVER-TRANSMITTER IN MOUNTING TRAY AND SLIDE THE UNIT BACK.
3. LIFT KNURLED KNOB ASSEMBLY TO LATCH ON MOUNTING HOOK AND TIGHTEN.
4. SAFETYWIRE KNURLED KNOB THROUGH SMALL HOLES PROVIDED.
5. CONNECT ELECTRICAL CONNECTOR AND COAX CONNECTOR, ON FRONT FACE OF RECEIVER-TRANSMITTER.

R 230161 R C FREQUENCY CHECK RADIO TELEPHONE
 R NO TEXT AVAILABLE AT THIS TIME.

R 230166 R D RENEW FCC RADIO/TELEPHONE LICENSE
 R NO TEXT AVAILABLE AT THIS TIME.

KING RADIO CORPORATION
400 NORTH ROGERS ROAD
OLATHE, KANSAS 66062
TELEPHONE (913) 782-0600

DATE

7/20/94

**RETURN GOODS WORK ORDER
CERTIFIED REPAIR STATION**

PR2R093L

Charge # 890.867.484

IDENTIFICATION NUMBER A70225		R.G.O. NO. 093143-940719-771	CUSTOMER PURCHASE ORDER NO. NDNE	
CUSTOMER NAME APRI AVIATION/ MCBAIL COMPANY		DATE REC'D. 7/19/94	SCHEDULED SHIP DATE 8/09/94	
UNIT 400-0125	PART NUMBER -000	SERIAL NUMBER 0603	WARRANTY <input type="checkbox"/> NON WARRANTY <input checked="" type="checkbox"/> MAINT. AGREEMENT <input type="checkbox"/>	
		TECH. NO. 1-06911		
COMPLAINT NONE			COMPLAINT VERIFIED <input checked="" type="checkbox"/> NOT VERIFIED <input type="checkbox"/>	

SPECIAL INSTRUCTIONS

CORRECTIVE ACTION

Replaced A2C9, Aligned and Tested per RT18D Maintenance Report 1364
Replaced ASY10;

SW REV E

Mod ①

PARTS USED

QTY	SYMBOL	PART NUMBER	QTY	SYMBOL	PART NUMBER
1	A2C9	201-0005-000			
1	ASY10	139-0063-010			

THE APPLIANCE IDENTIFIED ABOVE WAS REPAIRED AND INSPECTED IN ACCORDANCE WITH CURRENT REGULATIONS OF THE FEDERAL AVIATION AGENCY AND IS APPROVED FOR RETURN TO SERVICE. PERTINENT DETAILS OF THE REPAIR ARE ON FILE AT THIS REPAIR STATION.

Robert Cook
NAME 550253553
CERT. NO.

INSPECTION RECORD

PRELIMINARY REL 7-20-94 DATE

HIDDEN DAMAGE _____ DATE

PROGRESSIVE REL 7-21-94 DATE

FINAL REL 7-21-94 DATE

MAINTENANCE RELEASE ISSUED YES NO

KING RADIO CORPORATION
 400 NORTH ROGERS ROAD
 OLATHE, KANSAS 66062
 TELEPHONE (913) 782-0600

BENDIX/KING AVIONICS

DATE 7/20/94

**RETURN GOODS WORK ORDER
 CERTIFIED REPAIR STATION**

PR2R093L

Charge # 890,867,484

IDENTIFICATION NUMBER A70223		R.G.O. NO. 093143-940719-771	CUSTOMER PURCHASE ORDER NO. NONE
CUSTOMER NAME APRI AVIATION/ MCBAIL COMPANY		DATE REC'D. 7/19/94	SCHEDULED SHIP DATE 8/09/94
UNIT 400-0124	PART NUMBER -002	SERIAL NUMBER 483	WARRANTY <input type="checkbox"/> NON WARRANTY <input checked="" type="checkbox"/> MAINT. AGREEMENT <input type="checkbox"/>
		TECH. NO. 1-06911	
COMPLAINT NONE			COMPLAINT VERIFIED <input checked="" type="checkbox"/> NOT VERIFIED <input type="checkbox"/>

SPECIAL INSTRUCTIONS

REF:

CORRECTIVE ACTION

Problem on ID. A70225, Tested per RTBD Maintenance Report 1364

PARTS USED

QTY	SYMBOL	PART NUMBER	QTY	SYMBOL	PART NUMBER

THE APPLIANCE IDENTIFIED ABOVE WAS REPAIRED AND INSPECTED IN ACCORDANCE WITH CURRENT REGULATIONS OF THE FEDERAL AVIATION AGENCY AND IS APPROVED FOR RETURN TO SERVICE. PERTINENT DETAILS OF THE REPAIR ARE ON FILE AT THIS REPAIR STATION.

[Signature]
 NAME CERT. NO. 550253553

INSPECTION RECORD

PRELIMINARY *[Signature]* DATE 7-20-94

HIDDEN DAMAGE *[Signature]* DATE 7-21-94

PROGRESSIVE *[Signature]* DATE 7-21-94

FINAL *[Signature]* DATE 7-21-94

MAINTENANCE RELEASE ISSUED YES NO

KING RADIO CORPORATION
400 NORTH ROGERS ROAD
OLATHE, KANSAS 66062
TELEPHONE (913) 782-0600

**RETURN GOODS WORK ORDER
CERTIFIED REPAIR STATION**

PR2R093L

Charge # 890,867,484

IDENTIFICATION NUMBER A70224		R.G.O. NO. 093143-940719-771		CUSTOMER PURCHASE ORDER NO. NONE	
CUSTOMER NAME APRI AVIATION/ MCBAIL COMPANY			DATE REC'D. 7/19/94		SCHEDULED SHIP DATE 8/09/94
UNIT 400-0129	PART NUMBER -002	SERIAL NUMBER 4917		WARRANTY <input type="checkbox"/> NON WARRANTY <input checked="" type="checkbox"/> MAINT. AGREEMENT <input type="checkbox"/>	
		TECH. NO. 1-06911			
COMPLAINT NONE				COMPLAINT VERIFIED <input checked="" type="checkbox"/> NOT VERIFIED <input type="checkbox"/>	

SPECIAL INSTRUCTIONS

RAF: UNIT RECEIVED WITH OUT COVER

CORRECTIVE ACTION

Problem on ID. A70225, Tested per RTIBD Maintenance Report 1364

PARTS USED

QTY	SYMBOL	PART NUMBER	QTY	SYMBOL	PART NUMBER

THE APPLIANCE IDENTIFIED ABOVE WAS REPAIRED AND INSPECTED IN ACCORDANCE WITH CURRENT REGULATIONS OF THE FEDERAL AVIATION AGENCY AND IS APPROVED FOR RETURN TO SERVICE. PERTINENT DETAILS OF THE REPAIR ARE ON FILE AT THIS REPAIR STATION.

[Signature]
NAME 530253553
CERT. NO.

INSPECTION RECORD

PRELIMINARY *Ref* 7-20-94
DATE

HIDDEN DAMAGE

PROGRESSIVE *Ref* 7-21-94
DATE

FINAL *Dave* 7-21-94
DATE

MAINTENANCE RELEASE ISSUED YES NO

General Aviation Avionics
King Radio Corporation
400 North Rogers Road
Olathe, Kansas 66062
Telephone: (913) 782-0400

PAGE	1
PACKING LIST NUMBER	80306

926

RETURNED GOODS SHIPPING ORDER

SALES ORDER NO. 09143-940719-771	REQUESTED ROUTING FEED 10683790-2	CUSTOMER PURCHASE ORDER NO. NONE	CREDIT TERMS OK per M.R.	HUB
D. SHIPPED	SHIPPED VIA	WAYBILL	CREDIT APPROVAL **	NO. CTNS.

AV DOM MISC CS

SOLD TO

ED-WES INC.
1450 SALLY RIDE DRIVE
CONCORD CA 94520

CONSIGN/SHIP TO

ED-WES INC.
1450 SALLY RIDE DRIVE
CONCORD CA 94520

TEL 510-682-7911

PO# NONE

PL#80306

ITEM NO.	QTY. SHIPPED	UNIT & PART NUMBER	ADDITIONAL INFORMATION	UNIT PRICE	EXTENDED AMOUNT
----------	--------------	--------------------	------------------------	------------	-----------------

GO REPAIR	RGD REPAIR	RGD REPAIR	RGD REPAIR	RGD REPAIR	RGD REPAIR
TAG #	A70223	400-0124-002 KING PART# 320-0001-45	S/N	483	
TAG #	A70224	400-0129-002 KING PART# 320-0001-19	S/N	4917	
TAG #	A70225	400-0125-000 KING PART# 320-0001-51	S/N	0603	
	1	F.R.	NO DISC FOR ITM	755.53	755.53
			SALES TAX 8.250%		62.33
			PARTS	755.53	755.53
			LABOR	150.00	150.00
			LESS % DISC	.00	\$.00

THIS UNIT IS FULLY WARRANTED FOR NINETY(90) DAYS FROM THE DATE OF THIS REPAIR. TO QUALIFY FOR WARRANTY, THE UNIT MUST BE RETURNED TO THE FACTORY.

SPECIAL INSTRUCTIONS

INSURED REPLACEMENT VALUE \$1121.
INSURED REPLACEMENT VALUE \$

Handwritten: 012 (3) HT

TOTAL F.O.B. OLAHE, KS. U.S.A.	\$967.86
PREPAID INSURANCE EXPENSE	
PREPAID SHIPPING EXPENSE	
TOTAL IN U.S. DOLLARS	

Alte...
King Radio Corporation
100 North...
Olathe, Kansas 66062
Telephone: (913) 752-1100

WARNING: Manufactured with CFC-113 and/or Methyl Chloroform, substances which harm public health and environment by destroying ozone in the upper atmosphere.


MANUFACTURER'S CERTIFICATE OF COMPLIANCE


This is to certify that all materials covered by your purchase order described on its invoice/shipping order on the reverse side of this paper, have been manufactured by or for King Radio Corporation under an FAA FAR Part 21 approved production and inspection system and are eligible for use in civil aircraft as applicable.

The materials and/or parts furnished under the purchase order on the reverse side were produced from materials for which we have available for examination chemical and/or physical/test reports or other evidence of compliance to applicable specifications.

These materials and/or parts were produced in compliance with all applicable Federal Aviation Administration specifications.

KING RADIO CORPORATION


Signature of Agent
(Not valid unless signed)


Date

MAINTENANCE RELEASE

The appliance identified on the reverse side was overhauled and/or inspected in accordance with current regulations of the Federal Aviation Administration and is approved for return to service. Pertinent details of the overhaul are on file at this repair station under

Work Order No. #4411

P.O. No. 70437R

Date MAR. 23, 1993

Signed Thomas D. Ballance



B & D INSTRUMENTS and AVIONICS, INC.

209 W. Main

Valley Center, Kansas 67147

1-800-835-2131

F.A.A. CERTIFICATE

~~NO. CRS-322-20~~

NW2R046L



B & D INSTRUMENTS and AVIONICS, INC.

209 W. Main

Valley Center, Kansas 67147

1-800-835-2131

Nomenclature COCKPIT VOICE RECORDER Ser. No. A01001
Part No. 89094-003111
MFD by B&D INSTRUMENTS AND AVIONICS, INC.
Overhauled by J. BLANTON

SERVICEABLE

Time for Service

2.0 hours

QUANTITY: 1 B&D INSTRUMENTS and AVIONICS, INC.

03-22-93

NOMENCLATURE: COCKPIT VOICE RECORDER

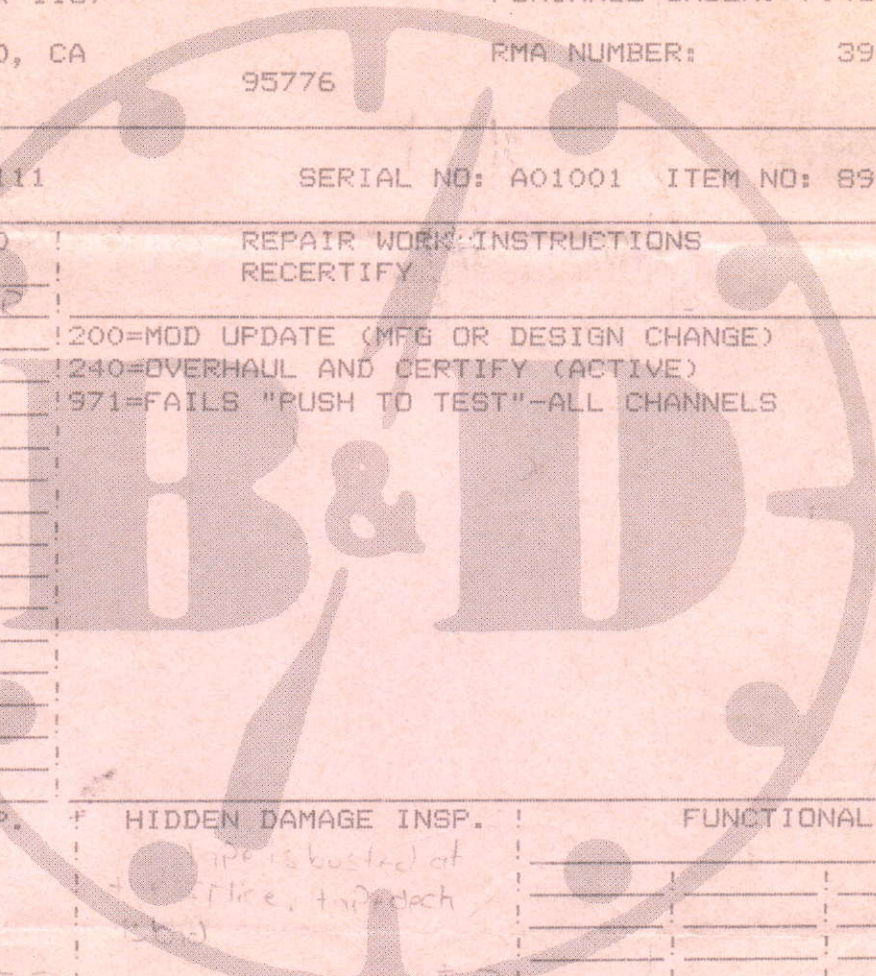
CUSTOMER: WOODLAND AVIATION, INC.
P.O. BOX 1157
WOODLAND, CA 95776

CUSTOMER NO: 9000108
PURCHASE ORDER: 70437R
RMA NUMBER: 3952

PART NO: 89094-003111

SERIAL NO: A01001 ITEM NO: 89094-003111

QTY!	PARTS RECORD	REPAIR WORK INSTRUCTIONS RECERTIFY
1	89094-003111-40P	
1	170215000	200=MOD UPDATE (MFG OR DESIGN CHANGE)
1	170318000	240=OVERHAUL AND CERTIFY (ACTIVE)
1	170519000	371=FAILS "PUSH TO TEST"-ALL CHANNELS
1	89094-005-114	
1	" " " " -115	
1	" " " " -100	



PRELIMINARY INSP.	HIDDEN DAMAGE INSP.	FUNCTIONAL TEST	
Unit fails. Repair & update	Wipe is busted at top of line, thru deck		
IN PROCESS INSP. Repair Jecth + Jecth. Repair	FINAL INSPECTION AS per customer spec 03-23-93 IPB	OK 03-23-93	insp 14
MECHANIC <u>John Blantz</u>			
CERTIFIED REPAIRMAN <u>Thomas D Bellamer</u>			
CERTIFICATE NO. <u>247 0089</u>			

Return no later than: MARCH 23, 1993

STAYS WITH UNIT (CUSTOMER COPY)

OPERATOR: ED-WEB, INC.

WORK COMPLIANCE FORM NO. 23.130

AIRCRAFT NO.: 368

MODEL: 1124A WESTWIND

AIRCRAFT REG.: N368MD

ISSUED 07-91 REV.

PAGE 1

91248

WORK DUE AT

* = APU HRS

RECORD TIME WORK ACCOMPLISHED FOR EACH TASK. KEEP TOP COPY FOR YOUR RECORDS. RETURN CARBON COPY TO CSI FOR UPDATING.

00-000

DATE

HOURS

LANDINGS

CYCLES

29 29

UNSCHEДУLED

WORK ACCOMPLISHED: DATE: MONTH 5 DAY 31 YEAR 93 AIRCRAFT HOURS: 5278 LANDINGS: 3928

TECHNICIAN SIGNATURE: [Signature] CERTIFICATE NUMBER: 560267740

INSPECTED BY: [Signature] KIND OF CERTIFICATE: AD

230206 PART NAME: COCKPIT VOICE RECORDER NO REF
REASON REMOVED: (CHECK ONE) TECHNICIAN: [Signature] INSP: [Signature]
TIME A () FAIL B () WORN C () LOANER D () SCHED CONV E () MOD G () SERVICE K () ENG CHG L () TIRE CHG M () DAMAGED T ()

PART REMOVED: PART NUMBER 89094-003111 SERIAL NUMBER: A01001

PART INSTALLED: PART NUMBER 89094-003111 SERIAL NUMBER: A01001

TIME SINCE NEW: HRS _____ LDGS _____ MOS _____ TIME SINCE OVERHAUL: HRS 0 LDGS _____ MOS _____

WARRANTY TIME REMAINING: HRS _____ LDGS _____ MOS _____ MAN-HOURS: HRS _____ TENTHS _____ PRICE: \$ _____
SIGNOFF ANY WORK ACCOMPLISHED BELOW. TECHNICIAN INSPECTOR MAN-HOURS
HRS.THS

230207 REPLACE CVR BATTERY...NO REF.....

NO TEXT AVAILABLE AT THIS TIME.

WECO INC.

P.O. Box 547

1020 Airport Road

Lincoln, CA 95648

Phone (916) 645-8961

F.A.A. Certificate UQ3R902L

Item 23065-018-1 ST. GENERATOR

Serial No. 2258

The aircraft and/or component identified above was repaired and inspected in accordance with current Federal Aviation Regulations and was found airworthy for return to service. Pertinent details of the repair are on file at this agency under work order.

L1839-93

Work Order No. _____

Remarks REPAIRED, TESTED,
AND CONTINUED TIME

Date 10-30-92

Signed 
Authorized Signature

Insp. No. 2377111

STAMP



Work Order

Bin No.



WECO AEROSPACE SYSTEMS, INC.
THE INTERNATIONAL STANDARD IN AVIATION SERVICES

Priority OUT BY 10-30-92

Inv. No. _____

Ship _____

Date _____

L1839-93

1020 Airport Road • Lincoln, California 95648 • (916) 645-8961
FAA Approved Repair Station Number UQ3R902L

Owner APRI AVIATION

CN 2099

P.O. VERBAL

Part No. ~~2365-018-1~~ 23065-018-1

Item STARTER GENERATOR

S/N 2258

Work Req BRUSH CHANGE*

Date In: 10-27-92

Due Out: 11-17-92

Customer Squawk:

Warranty Consideration:

Specification: Locas file 23210

AVAILABLE DATA

DOM _____
TSN _____
TSO _____
CSO _____
Date Removed _____

Significant Pretest and Teardown Findings

*COST BEFORE WORKM RUSH - SEE TAD FOR ADDITIONAL INFO

- ① Received unit with insulation resistance 6 k Ω .
- ② after blowing carbon out of unit resistance 128 k Ω .
- ③ OK to proceed with brush change only. Bearing full OK.
- ④ Should comply with S/B 23065-OXX-24-01. Bearing Mod A.
- ⑤ Drive end bell cracked on rim.

ACTIONS: Technician/ Inspector

Sign-off 27-92

Chris Madden 10-27-92 (WE 9)
Squawk verified N/A

Teardown Chris Madden 10-28-92 (WE 9)

Evaluation Chris Madden 10-27-92 (WE 9)

Build-up Chris Madden 10-27-92 (WE 9)

Test Chris Madden 10-29-92 (WE 9)

Paint Chris Madden 10-29-92

Inspection _____

Comments _____

Reinspection _____

Modifications _____

MAINTENANCE RELEASE:

The aircraft and/or component identified above was repaired and inspected in accordance with current Federal Aviation Regulations and was found airworthy for return to service.

Detail of Repair and Main Parts Required

Replaced Drive End Bearing support Bearings, & Bellows

Repaired tested & Cont. time

Release Condition

Authorized Signature _____

2.5 Eval WRM

Date 10-30-92

Customer Contact 10-27, WRM, LFR, WSG.

Customer Approval

Inspector Stamp

Telephone: _____

Date: _____ By: _____

GENERATOR INSPECTION REPORT - WECO INC.

PART NUMBER 23065-016-1 REF. LUCAS FILE 23210
 WORK ORDER L1835-93 SERIAL NUMBER 2258


	LIMIT	ACTUAL
END BELL	N/A	N/A
MAG PICK UP		
BRUSH SPRING TENSION	40-55 OZ	47.02
CAPACITANCE	N/A	N/A
DE BEARING BORE DIAMETER	1.8501 - 1.8504	Created
ADE BEARING BORE DIAMETER	1.8501 - 1.8504	1.8503
INSULATION COATING	CONDITION	ok
INSULATION RESISTANCE	.5 MEG. MIN.	6 meg
DRIVE SHAFT		
DRIVE SPLINE	OVER 0.096 PINS, 0.921 MIN.	ok
DISK, DAMPENER, HUB	CONDITION	ok
INNER SPLINE	CONDITION	ok
ARMATURE		
COMMUTATOR R/O	0.0007 MAX.	
COMMUTATOR DIAMETER	2.500 MIN.	2.627
DAR/BAR CONCENTRICITY	0.0002 MAX.	
BEARING JOURNAL-DE	0.7872 - 0.7875	0.7873
BEARING JOURNAL-ADE	0.7872 - 0.7875	0.7873
INSULATION RESISTANCE	.5 MEG. MIN.	6.5 meg
HIPOT	220 VAC	pass
GROWLER	GO / NO GO	good
BALANCE	5 GRAIN IN.	
SPLINE	CONDITION	ok
FIELD ASSEMBLY		
INSULATION RESISTANCE	.5 MEG. MIN.	3 meg
HIPOT	220 VAC.	pass
TERMINAL BLOCK CAPACITANCE	B-D 10.0 B-E 12.0	0.021 6.1
THERMAL SWITCH	N/A	N/A
SHUNT FIELD RESISTANCE	CONTINUITY	2.1
INTERPOLE (D-E) CONTINUITY	(X)	X

MISC. INSPECTION

INSPECTED BY: Chris M. [Signature]

DATE 10-28-92 (GIR 9-88 PG6)

[Handwritten signature]



WECO AEROSPACE SYSTEMS, INC.
THE INTERNATIONAL STANDARD IN AVIATION SERVICES

GENERATOR TEST REPORT

CUSTOMER NAME: Apri Aviation W.O.: 41839-93
 NAME & MODEL NO.: 23065-018-1 S/N: 2258
 PARTS INSPECTED BY: Chris Maduen ASSEMBLED BY: Chris Maduen
 SPECIAL REWORK: Bearing & Bush change
 BRUSH SEATING: 100% BEARING NOISE: ok
 MANUFACTURERS SPEC. MINIMUM SPEED FOR REGULATION 6700 RPM 300 AMPS

RPM	VOLTS	LOAD AMP	FIELD VOLTS	FIELD AMPS
13000	30	0	2.4	1.1
12175	30	300	8.1	4.1
12175	30	150	4.7	2.4
6700	30	300	14.2	(10max) 6.6
6500	26	300	11.7	(10max) 5.6

OVERSPEED: W/A
 D-E VOLTAGE, FULL LOAD 1.169 ACV .421
 COMMUTATION Empire Point ok COMPOUNDING ok

TORQUE START TEST: RPM — AMPS —
 Dielectric Test: 226 VAC 60 Hz 5 min Pass

MOROTIZING/START TEST: 2-B-A 30VDC B-B 4350 RPM min 4,871

VIBRATION: DE .49 ADE .23 (1 MIL DISP. MAX.)

MAG. PICKUP: VOLTAGE — RPM —
 WAVESHAVE — HI-POT —

TESTED BY: Chris Maduen DATE: 10-29-92

FINAL INSPECTION BY: [Signature]

OPERATOR: ED-WES, INC.

WORK COMPLIANCE FORM NO. 24.010

AIRCRAFT NO.: 368

MODEL: 1124A WESTWIND

AIRCRAFT REG: N366MD

ISSUED 07-88 REV. 01-89

PAGE 1

90134	WORK DUE AT	* = APU HRS			RECORD TIME WORK ACCOMPLISHED FOR EACH TASK. KEEP TOP COPY FOR YOUR RECORDS. RETURN CARBON COPY TO CSI FOR UPDATING.
24-001	DATE	HOURS	LANDINGS	CYCLES	
29 29					

UNSCHEDULED

WORK ACCOMPLISHED: DATE: MONTH 10 DAY 31 YEAR 92 AIRCRAFT HOURS: 5170 LANDINGS: 3802

TECHNICIAN SIGNATURE: [Signature] CERTIFICATE NUMBER: 560767740 AP

INSPECTED BY: [Signature] KIND OF CERTIFICATE: 560767740 AP

240116 PART NAME: LEFT STARTER/GENERATOR MM80-10-00

REASON REMOVED: (CHECK ONE) TECHNICIAN: [Signature] INSP: [Signature]

TIME A () FAIL B () WORN C () LOANER D () SCHED CONV E () MOD G () SERVICE K () ENG CHG L () TIRE CHG M () DAMAGED T ()

PART REMOVED: PART NUMBER 23065-018-1 SERIAL NUMBER: 2258

PART INSTALLED: PART NUMBER 23065-018-1 SERIAL NUMBER: 2258

TIME SINCE NEW: HRS CONTINUE TIME FROM LAST O/H TIME SINCE OVERHAUL: HRS LDGS MOS

WARRANTY TIME REMAINING: HRS LDGS MOS MAN-HOURS: HRS TENTHS PRICE: \$

SIGNOFF ANY WORK ACCOMPLISHED BELOW.

240121 CHECK LEFT STARTER/GENERATOR BRUSH WEAR/TENSION...MM 80-10-00... BEARING AND BRUSH CHANGE

240123 INSPECT/LUBRICATE LEFT STARTER GENERATOR SPLINE...SM 72-00-00...

240126 PART NAME: RIGHT STARTER/GENERATOR MM 80-10-00

REASON REMOVED: (CHECK ONE) TECHNICIAN: INSP:

TIME A () FAIL B () WORN C () LOANER D () SCHED CONV E () MOD G () SERVICE K () ENG CHG L () TIRE CHG M () DAMAGED T ()

PART REMOVED: PART NUMBER SERIAL NUMBER:

PART INSTALLED: PART NUMBER SERIAL NUMBER:

TIME SINCE NEW: HRS LDGS MOS TIME SINCE OVERHAUL: HRS LDGS MOS

WARRANTY TIME REMAINING: HRS LDGS MOS MAN-HOURS: HRS TENTHS PRICE: \$

SIGNOFF ANY WORK ACCOMPLISHED BELOW.

240131 CHECK RIGHT STARTER/GENERATOR BRUSH WEAR/TENSION...MM 80-10-00...

240133 INSPECT/LUBRICATE RIGHT STARTER GENERATOR SPLINE...SM 72-00-00...

240116, 240126

STARTER/GENERATOR - REMOVAL AND INSTALLATION, SERVICE, INSPECTION (REFER TO ILLUSTRATION ON CARD 24-1)

EQUIPMENT/CONSUMABLES: TORQUE WRENCH 0 TO 90 INCH-POUNDS, SOLVENT (FEDERAL SPECIFICATION PD 680, TYPE I)

NOTE: EQUIVALENT SUBSTITUTES MAY BE USED FOR THE FOLLOWING ITEMS: GREASE AEROSHELL 17 (MIL-G-21164), GREASE AEROSHELL 22 (MIL-G-81322), MOBIL GREASE NO.28 (MIL-G-81322), MOBIL GREASE NO.29 MOLYBDENUM-DISOLPHIDE (MIL-G-81827), GREASE MIL-G-21164

- A REMOVAL
1. DISCONNECT ELECTRICAL POWER FROM AIRCRAFT.
 2. OPEN ENGINE SIDE COWL.
 3. REMOVE BOLTS AND WASHERS SECURING AIR COOLING DUCT TO STARTER/GENERATOR AND DISCONNECT DUCT.
 4. REMOVE NUT AND WASHERS SECURING PLASTIC COVER TO TERMINAL BLOCK AND REMOVE COVER.
 5. TAG ELECTRICAL LEADS AND DISCONNECT THEM FROM TERMINAL BLOCK.
 6. REMOVE SCREW AND WASHERS SECURING BONDING STRAP TO STARTER/GENERATOR AND DISCONNECT BONDING STRAP.
 7. SUPPORT STARTER/GENERATOR AND LOOSEN CLAMP SECURING STARTER/GENERATOR TO MOUNTING PAD.
 8. REMOVE STARTER/GENERATOR.

**WECO AEROSPACE
SYSTEMS, INC.**

4206 West Burbank Blvd.
Burbank, CA 91505
(818) 845-8711
FAX (818) 845-2972
F.A.A. No. UQ3D902L

Item 23065-018-1 STARTER GENERATOR

Serial No. 1644

The aircraft and/or component identified above was repaired and inspected in accordance with current Federal Aviation Regulations and was found airworthy for return to service. Pertinent details of the repair are on file at this agency under work order.

Work Order No. B595-93

Remarks OVERHAULED AND CERTIFIED

TSO-Ø

Date 10/27/92

Signed *De Stuart*
Authorized Signature

Insp. No. 2427380

STAMP



WORK ORDER

B595-93



F.A.A. Approved Repair Station Number UQ3D902L

WECO AEROSPACE SYSTEMS, INC.
THE INTERNATIONAL STANDARD IN AEROSPACE SYSTEMS
4206 W. Burbank Blvd. • Burbank, CA 91505

INVOICED _____

NO. _____

SHIPPED _____

NO. _____

closed

OWNER BOB HOPE *WECO* P.O. No. _____

ITEM 23065-018-1 STARTER GENERATOR S/N 1644

JOB OVERHAUL AND CERTIFY DATE IN: 9/21/92 DUE: 10/12/92

TEST RECORD-SERVICE MANUAL File # 23210

PRELIMINARY INSPECTION REPORT AND REMARKS

*ARMATURE + STATOR MED LOW
Poor insulation on BOTH - REJECTED
REPLACED ARMATURE + STATOR
COILING MOD PERFORMED*

*YELLOW TAG
TSO - O*

T.D. *[Signature]*
TEST *[Signature]*

PAINT *[Signature]*
INSP *[Signature]*

BUILD UP *[Signature]*
SIGNATURE *[Signature]*

MAINTENANCE RELEASE ISSUED
DATE 10/27/92

PART NUMBER 23065-015.1

REF. FILE # 23210

WORK ORDER _____

SERIAL NUMBER 1644

END BELL

MAG PICK UP

LIMIT

ACTUAL

N/A

N/A

BRUSH SPRING TENSION

40-55oz

52oz

CAPACITANCE

0.022

0.022

DE BEARING BORE DIAMETER

1.8501-1.8504"

1.8503

ADE BEARING BORE DIAMETER

1.8501-1.8504"

1.8503

INSULATION COATING

CONDITION
REINSULATE

REINSULATE

INSULATION RESISTANCE

1 meg min

18 meg

DRIVE SHAFT

DRIVE SPLINE

0.921" over 0.096 pins

0.925

DISK, DAMPENER, SUB

CONDITION

OK

INNER SPLINE

CONDITION

OK

ARMATURE

COMMUTATOR R/O

0.0007 MAX

COMMUTATOR DIAMETER

2.500" MIN.

2.665

BAR/BAR CONCENTRICITY

0.0002 MAX

BEARING JOURNAL-DE

0.7872-0.7875

Now

BEARING JOURNAL-ADE

0.7872-0.7875

Plumb

INSULATION RESISTANCE

1 MEG. MIN.

HIPOT

350 VAC

GROWLER

GO / NO GO

BALANCE

w/in 5 gr. in.

SPLINE

CONDITION

FIELD ASSEMBLY

INSULATION RESISTANCE

1 MEG. MIN

∞

HIPOT

350 VAC

OK

TERMINAL BLOCK CAPACITANCE

B-D 10.0
B-E 12.0

10.0
12.0

B-G ; 0.022

THERMAL SWITCH

N/A

N/A

B-E ; 6.0

SHUNT FIELD RESISTANCE

CONTINUITY

2.0 ohm

INTERPOLE (D-E) CONTINUITY

(X)

—

MISC. INSPECTION:

FRICTION RING MIN WIDTH - 0.060" =

INSPECTED BY:

DATE 10.22.98

(GIR 8-88PG10)

OPERATOR: ED-WEB, INC.

REPORT DATE 09/14/92

WORK COMPLIANCE FORM NO.

24.010

AIRCRAFT NO.: 368

MODEL: 1124A WESTWIND

CARD NO: 24- 1

AIRCRAFT REG.: N368MD

ISSUED 07-88 REV. 01-89

PAGE 1

92258

WORK DUE AT

* = APU HRS.

RECORD TIME WORK ACCOMPLISHED FOR EACH TASK. KEEP TOP COPY FOR YOUR RECORDS. RETURN CARBON COPY TO CSI FOR UPDATING.

24-001

DATE

HOURS

LANDINGS

CYCLES

29 29

5229

CHECK CURRENT DUE LIST FOR DUE TIME CHANGES

WORK ACCOMPLISHED: DATE: MONTH 10 DAY 30 YEAR 92 AIRCRAFT HOURS: 5170 LANDINGS: 3802

TECHNICIAN SIGNATURE: [Signature] KIND OF CERTIFICATE & NO: 560767740AP

INSPECTED BY: [Signature] KIND OF CERTIFICATE & NO: 560767740AP

ONLY THE FOLLOWING WORK IS DUE AT THE TIME(S) NOTED ABOVE:

DUE > 240126 RIGHT STARTER/GENERATOR MM 80-10-00

240126 PART NAME: RIGHT STARTER/GENERATOR MM 80-10-00

REASON REMOVED: (CHECK ONE)

TECHNICIAN: [Signature] INSP: [Signature]

TIME A () FAIL B () WORN C () LOANER D () SCHED CONV E () MOD G () SERVICE K () ENG CHG L () TIRE CHG H () DAMAGED T ()

PART REMOVED: PART NUMBER: 23065-018-1 SERIAL NUMBER: 3268

PART INSTALLED: PART NUMBER 23065-018-1 SERIAL NUMBER: 1644

INSTALLED TSM: HRS _____ LDGS _____ MOS _____ INSTALLED TSO: HRS 0 LDGS _____ MOS _____

WARRANTY TIME REMAINING: HRS 300 LDGS _____ MOS 6 MAN-HOURS: HRS _____ TENTHS _____ PRICE: \$ _____

SIGNOFF ANY WORK ACCOMPLISHED BELOW.

TECHNICIAN _____ INSPECTOR _____ MAN-HOURS _____

240131 CHECK RIGHT STARTER/GENERATOR BRUSH WEAR/TENSION...MM 80-10-00.....

240133 INSPECT/LUBRICATE RIGHT STARTER GENERATOR SPLINE...SM 72-00-00.....

240116, 240126

STARTER/GENERATOR - REMOVAL AND INSTALLATION, SERVICE, INSPECTION (REFER TO ILLUSTRATION ON CARD 24-1)

EQUIPMENT/CONSUMABLES: TORQUE WRENCH 0 TO 90 INCH-POUNDS, SOLVENT (FEDERAL SPECIFICATION PD 680, TYPE I)

NOTE: EQUIVALENT SUBSTITUTES MAY BE USED FOR THE FOLLOWING ITEMS: GREASE AEROSHELL 17 (MIL-G-21164), GREASE AEROSHELL 22 (MIL-G-81322), MOBIL GREASE NO.28 (MIL-G-81322), MOBIL GREASE NO.29 MOLYBDENUM-DISOLPHIDE (MIL-G-81827), GREASE MIL-G-21164

A REMOVAL

1. DISCONNECT ELECTRICAL POWER FROM AIRCRAFT.
2. OPEN ENGINE SIDE COWL.
3. REMOVE BOLTS AND WASHERS SECURING AIR COOLING DUCT TO STARTER/GENERATOR AND DISCONNECT DUCT.
4. REMOVE NUT AND WASHERS SECURING PLASTIC COVER TO TERMINAL BLOCK AND REMOVE COVER.
5. TAG ELECTRICAL LEADS AND DISCONNECT THEM FROM TERMINAL BLOCK.
6. REMOVE SCREW AND WASHERS SECURING BONDING STRAP TO STARTER/GENERATOR AND DISCONNECT BONDING STRAP.
7. SUPPORT STARTER/GENERATOR AND LOOSEN CLAMP SECURING STARTER/GENERATOR TO MOUNTING PAD.
8. REMOVE STARTER/GENERATOR.
9. COVER ACCESSORY GEARBOX PAD.
10. RECORD PART NUMBER, SERIAL NUMBER AND REASON REMOVED IN SPACE PROVIDED ON PAGE 1.

B INSTALLATION

1. OK TO INSTALL. RECORD PART NUMBER, SERIAL NUMBER AND UNIT TIME IN SPACE PROVIDED ON PAGE 1.
2. UNCOVER ACCESSORY GEARBOX PAD.
3. THOROUGHLY CLEAN ENGINE DRIVE SPUR GEAR AND STARTER/GENERATOR DRIVE SHAFT WITH APPROVED SOLVENT.
4. LUBRICATE STARTER/GENERATOR DRIVE SHAFT WITH LUBRICANT LISTED IN THE ABOVE NOTE.
5. FOR GENERAL ELECTRIC 2CM504D2D: INSTALL STARTER/GENERATOR ON MOUNTING ADAPTER AND INSTALL SECURING CLAMP. TIGHTEN AND TORQUE CLAMP NUT 80 TO 90 INCH-POUNDS SAFETYWIRE CLAMP.
6. FOR LEAR SIEGLER 23065: INSTALL STARTER/GENERATOR ON MOUNTING ADAPTER AND INSTALL SECURING CLAMP. TIGHTEN AND TORQUE CLAMP NUT TO 70 INCH-POUNDS. SAFETYWIRE CLAMP.
7. CONNECT BONDING TO STARTER/GENERATOR, AND SECURE WITH WASHERS AND SCREW.
8. CONNECT ELECTRICAL LEADS TO TERMINAL BLOCK AND SECURE WITH WASHERS AND NUTS. REMOVE MARKING TAGS.

OPERATOR: ED-WES, INC.

REPORT DATE 11/13/92

WORK COMPLIANCE FORM NO.

24.020B

AIRCRAFT NO.: 368

MODEL: 1124A WESTWIND

OPER01

AIRCRAFT REG.: N368MD

ISSUED 07-88 REV. 01-89

050010+ PHASE 1 INSPECTION

92318	WORK DUE AT	* = APU HRS		RECORD TIME WORK ACCOMPLISHED FOR EACH TASK. KEEP TOP COPY FOR YOUR RECORDS. RETURN CARBON COPY TO CSI FOR UPDATING.
24-016	DATE	HOURS	LANDINGS	CYCLES
29 29		5220		

CK CURRENT DUE LIST FOR DUE TIME CHGS

PAGE 1

WORK ACCOMPLISHED: DATE: MONTH 1 DAY 29 YEAR 92 AIRCRAFT HOURS: 5209 LANDINGS: 3805

TECHNICIAN SIGNATURE: [Signature] KIND OF CERTIFICATE & NO: 560767740

INSPECTED BY: [Signature] KIND OF CERTIFICATE & NO: AA

	TECHNICIAN	INSPECTOR	MAN-HOURS HRG.THS
R 240166 DEEP CYCLE LEFT BATTERY...MM 12-10-06.....	<u>[Signature]</u>	<u>[Signature]</u>	
R 240181 DEEP CYCLE RIGHT BATTERY...MM 12-10-06.....			
240166, 240181			

NOTE: THE FOLLOWING ADDITIONAL MCF(S) ARE REQUIRED TO PERFORM THIS TASK 24.070.

DEEP CYCLE BATTERY

1. PLACE BATTERY MASTER SWITCH IN OFF POSITION.
2. GAIN ACCESS TO BATTERIES LOCATED IN MAIN BAGGAGE COMPARTMENT BY REMOVING FORWARD ACCESS PANEL.
3. DISCONNECT BATTERY CONNECTOR AND CONNECTOR FROM BATTERY TEMPERATURE PROBE.
4. REMOVE VENT LINES FROM BATTERY VENTS.
5. LOOSEN WING NUTS ON HOLD-DOWN CLAMPS AND REMOVE BATTERY.
6. REMOVE COVER FROM BATTERY.
7. VISUALLY INSPECT BATTERY FOR ANY EVIDENCE OF CORROSION OR PHYSICAL DAMAGE.

CAUTION: UNDER NO CIRCUMSTANCES SHOULD A WIRE BRUSH BE USED FOR CLEANING. WHEN CLEANING BATTERIES, USE EXTREME CARE TO PREVENT THIS MATERIAL FROM COMING IN CONTACT WITH THE EYES. PROTECTIVE CLOTHING SUCH AS RUBBER GLOVES, AN APRON AND FACE SHIELD SHOULD BE WORN.

8. ENSURE THAT ALL VENT PLUGS ARE TIGHT. TIP BATTERY TO SIDE OPPOSITE RECEPTACLE AND CLEAN USING A SOFT BRISTLE BRUSH AND TAP WATER. DRY OFF EXCESS WATER WITH AN AIR HOSE.
9. CHARGE THE BATTERIES AT A RATE OF 8 AMPERES FOR 7 HOURS.
10. CHECK FOR PROPER ELECTROLYTE LEVEL, IT SHOULD BE JUST ABOVE THE TOP OF THE PLATES. (ON TADIRAN AND SAFT BATTERIES 1/4 INCH IMMEDIATELY AFTER CHARGE OF 1/8 INCH AFTER STANDING 3 HOURS.

NOTE: USE ONLY DISTILLED, DEIONIZED OR DEMINERALIZED WATER FOR LIQUID LEVEL ADJUSTMENT. TAP WATER MAY CONTAMINATE BATTERIES.

11. DISCHARGE BATTERIES AT A RATE OF 20 AMPERES OR LESS FOR 2 HOURS. DISCHARGE DOWN TO 19 VOLTS (1.0 VOLT PER CELL AVERAGE).
12. MONITOR TOTAL BATTERY VOLTAGE DURING DISCHARGE AND RECORD THE TIME FROM START OF DISCHARGE UNTIL TOTAL BATTERY VOLTAGE DROPS TO 19 VOLTS.
13. IF THE DISCHARGE TIME DOWN TO TOTAL BATTERY VOLTAGE OF 19 VOLTS WAS GREATER THAN 90 MINUTES, THE BATTERY IS READY FOR A COMPLETE 4-HOUR CHARGE CYCLE. PROCEED TO STEP 19. (IF THIS IS IN ACCORDANCE WITH CURRENT INSPECTION INTERVALS, STEPS 11 THROUGH 13 MUST BE PERFORMED).
14. IF THE DISCHARGE TIME DOWN TO TOTAL BATTERY VOLTAGE OF 19 VOLTS WAS LESS THAN 90 MINUTES, IT MUST BE FURTHER DISCHARGED AS FOLLOWS:
15. CONTINUE DISCHARGE, AS OUTLINED IN STEP 11 WHILE MONITORING INDIVIDUAL CELL VOLTAGE.
16. AS EACH INDIVIDUAL CELL DROPS TO 0.6 VOLT, PLACE A METAL SHORTING STRAP ACROSS THE CELL TERMINALS UNTIL ALL CELLS ARE SHORTED.
17. IF ANY CELL FAILS TO DROP TO 0.6 VOLT, PLACE A 1.0 OHM RESISTOR OF 1 OR 2 WATTS ACROSS THE TERMINALS.
18. LET BATTERY STAND FOR THREE OR MORE HOURS OR UNTIL IT HAS COOLED TO ROOM TEMPERATURE. AFTER BATTERY HAS COOLED, REMOVE SHORTING STRAPS.
19. CHARGE BATTERIES AT A RATE OF 8 AMPERES FOR 7 HOURS.
20. DURING THE FINAL FIVE MINUTES OF CHARGE, READ INDIVIDUAL CELL VOLTAGES. MARK ANY CELL WHICH PEAKS ABOVE 1.55 VOLTS THEN DECREASES BELOW 1.50 VOLTS. MARK ANY CELL WHICH IS IN EXCESS OF 1.75 VOLTS. REMOVE MARKED CELLS

OPERATOR: ED-WEB, INC.
 AIRCRAFT NO.: 368
 AIRCRAFT REG.: N368MD

REPORT DATE 11/13/92
 MODEL: 1124A WESTWIND
 ISSUED 07-88 REV. 07-91

WORK COMPLIANCE FORM NO. 24.020A
 CARD NO: 24- 2 OPER01
 050010+ PHASE 1 INSPECTION

92318	WORK DUE AT			* = APU HRS.	RECORD TIME WORK ACCOMPLISHED FOR EACH TASK. KEEP TOP COPY FOR YOUR RECORDS. RETURN CARBON COPY TO CSI FOR UPDATING.
24-005	DATE	HOURS	LANDINGS	CYCLES	
29 29		5220			

CK CURRENT DUE LIST FOR DUE TIME CHGS PAGE 1

WORK ACCOMPLISHED: DATE: MONTH 1 DAY 29 YEAR 92 AIRCRAFT HOURS: 5209 LANDINGS: 3855

TECHNICIAN SIGNATURE: [Signature] KIND OF CERTIFICATE & NO: 560707740

INSPECTED BY: [Signature] KIND OF CERTIFICATE & NO: AIP

	TECHNICIAN	INSPECTOR	MAN-HOURS
			HRS. THS
240161 CHECK LEFT BATTERY ELECTROLYTE LEVEL...MM 12-10-06.....	<u>[Signature]</u>	<u>[Signature]</u>	
240176 CHECK RIGHT BATTERY ELECTROLYTE LEVEL...MM 12-10-06.....	<u>[Signature]</u>	<u>[Signature]</u>	
240161, 240176			

R NOTE: THE FOLLOWING ADDITIONAL MCF(S) MAY BE REQUIRED TO PERFORM THIS TASK 24.070.

CHECK BATTERY ELECTROLYTE LEVEL (REFER TO ILLUSTRATION ON CARD 24-2)
 EQUIPMENT/CONSUMABLES: DISTILLED OR DEMINERALIZED WATER, SAFT TOOL KIT

1. PLACE BATTERY MASTER SWITCH IN OFF POSITION.
2. GAIN ACCESS TO BATTERIES LOCATED IN MAIN BAGGAGE COMPARTMENT BY REMOVING FORWARD ACCESS PANEL.
3. DISCONNECT BATTERY CONNECTOR AND CONNECTOR FROM BATTERY TEMPERATURE PROBE.
4. REMOVE VENT LINES FROM BATTERY VENTS.
5. LOOSEN WING NUTS ON HOLD-DOWN CLAMPS AND REMOVE BATTERY.

R WARNING: THE ELECTROLYTE USED IN NICKEL-CADMIUM BATTERIES IS A CAUSTIC SOLUTION OF POTASSIUM HYDROXIDE. SERIOUS BURNS WILL RESULT IF IT COMES IN CONTACT WITH ANY PART OF THE BODY. USE RUBBER GLOVES, RUBBER APRON AND PROTECTIVE GOGGLES WHEN HANDLING THIS SOLUTION. IF ELECTROLYTE GETS ON THE SKIN, WASH THE AFFECTED AREAS WITH LARGE QUANTITIES OF WATER, NEUTRALIZE WITH THREE PERCENT ACETIC ACID (VINEGAR). IF ELECTROLYTE GETS INTO THE EYES, FLUSH WITH WATER AND GET IMMEDIATE MEDICAL ATTENTION.

CAUTION: TOOLS OR EQUIPMENT USED FOR SERVICING LEAD ACID BATTERIES SHALL NOT BE USED NOR STORED WITH THOSE USED FOR SERVICING NICKEL-CADMIUM BATTERIES.

6. REMOVE VENT PLUGS.
7. CHECK FOR PROPER ELECTROLYTE LEVEL, IT SHOULD BE JUST ABOVE THE TOPS OF THE PLATES. (ON TADIRAN AND SAFT BATTERIES 1/4 INCH ABOVE PLATES IMMEDIATELY AFTER CHARGE OR 1/8 INCH AFTER STANDING 3 HOURS - REFER TO ILLUSTRATION. ADJUST IF REQUIRED. USE ONLY DISTILLED OR DEMINERALIZED WATER FOR LIQUID LEVEL ADJUSTMENT. ADD LIQUID WITH SYRINGE.

NOTE: WHEN SERVICING THE BATTERIES, DO NOT CONFUSE THE LIQUID LEVEL CHECK WITH CHECKING ELECTROLYTE SPECIFIC GRAVITY.

8. DO NOT ADD WATER WHEN BATTERY IS IN A DISCHARGED STATE UNLESS CELL VOLTAGE READING OF GREATER THAN 1.5 VOLTS IS ENCOUNTERED IMMEDIATELY AFTER PLACING THE BATTERY ON CHARGE.
9. PLACE BATTERY MASTER SWITCH IN OFF POSITION.
10. CLEAN BATTERY TRAY AND BOTTOM OF BATTERY CASE AS NECESSARY TO ENSURE PROPER INSTALLATION.

CAUTION: NO FOREIGN OBJECTS, DEBRIS OR ACCUMULATIONS OF DIRT SHOULD BE ALLOWED TO COLLECT IN THIS INSTALLATION.

11. INSTALL BATTERY AND SECURE WITH HOLD-DOWN CLAMP WING NUTS AND SAFETYWIRE WING NUTS.
12. INSTALL BATTERY VENT LINES AND SECURE WITH CLAMPS.
13. CONNECT BATTERY CONNECTOR TO BATTERY TEMPERATURE PROBE.
14. CONNECT BATTERY ELECTRICAL CONNECTOR AND HAND-TIGHTEN.
15. CHECK BATTERY TEMPERATURE INDICATING AND WARNING SYSTEM. REFER TO WORK COMPLIANCE FORM 24.070.
16. IF THERMISTOR WAS REMOVED OR REPLACED DURING CHARGING PERFORM VALIDITY CHECK. REFER TO MAINTENANCE MANUAL SECTION 24-30-01.

6472289320

ATCANTA GA
30349

MAINTENANCE RELEASE

The appliance identified below was repaired and inspected in accordance with current regulations of the Federal Aviation Administration and is approved for return to service. Pertinent details of the repair are on file at this repair station under

SERVICEABLE

W/O No.: 66386
Part No: 87W53BAC252
Name: AMMETER
P/O: RL1279
S/N: JD1421
Mfgr: GENERAL ELECTRIC
Date: 07/14/93

OHC: X Repair: _____ By: RANDY MAIN

Signed: *Randy Main* 2425838

F.A.A. CERTIFICATE
No. NU2R044L

316-267-1007
800-221-4678

AERO-MACH LABS, INC.
Wichita, Kansas

OPERATOR: ED-WES, INC.

WORK COMPLIANCE FORM NO.

AIRCRAFT NO.: 368

MODEL: 1124A WESTWIND

AIRCRAFT REG.: N368MD

PAGE 1

92022	WORK DUE AT * = APU HRS.				RECORD TIME WORK ACCOMPLISHED FOR EACH TASK. KEEP TOP COPY FOR YOUR RECORDS. RETURN CARBON COPY TO CSI FOR UPDATING.
	DATE	HOURS	LANDINGS	CYCLES	
29 29					UNSCHEDULED

COMPONENT UPDATE:

WORK ACCOMPLISHED: DATE: MONTH 2 DAY 25 YEAR 94 AIRCRAFT HOURS: 5408 LANDINGS: 4066

TECHNICIAN SIGNATURE: [Signature] CERTIFICATE NUMBER: 560767740

INSPECTED BY: [Signature] KIND OF CERTIFICATE: A+P

CODE: 240148 PART NAME: RT DC VOLTMETER

REASON REMOVED: (CHECK ONE) TIME A () FAIL B WORN C () LOANER D () SCHED CONV E () MOD G () SERVICE K () ENG CHG L () TIRE CHG M () DAMAGED T ()

PART REMOVED: PART NUMBER 883091-505 SERIAL NUMBER: JL 2098

PART INSTALLED: PART NUMBER 883091-505 SERIAL NUMBER: JD 1421

TIME SINCE NEW: HRS _____ LDGS _____ MOS _____ TIME SINCE OVERHAUL: HRS 0 LDGS _____ MOS _____

WARRANTY TIME REMAINING: HRS _____ LDGS _____ MOS _____ MAN-HOURS: HRS _____ TENTHS _____ PRICE: \$ _____

REMARKS: _____

SERVICE/INSPECTION UPDATE:


WORK ACCOMPLISHED: DATE: MONTH _____ DAY _____ YEAR _____ AIRCRAFT HOURS: _____ LANDINGS: _____

TECHNICIAN SIGNATURE: _____ CERTIFICATE NUMBER: _____

INSPECTED BY: _____ KIND OF CERTIFICATE: _____

CODE	JOB DESCRIPTION	TECHNICIAN	INSPECTOR	MAN-HOURS HRS. THS

REMARKS: _____



AERO-MACH labs, inc.

633 EAST HARRY
WICHITA, KANSAS 67211
316 - 267-1007 FAX NO. 316 - 267-2813
800-221-4678

WORK ORDER

FAA CRS NU2R044L

Bill To: 23620
ASTRA JET CORPORATION
4 INDEPENDANCE WAY
PRINCETON, NJ 08540-6620

Ship To: 23621
ASTRA JET CORPORATION
77 McCULLOUGH DRIVE
NEW CASTLE, DE 19720

Work Order No: 66386
Order Date: 06/17/93
Date Needed: 06/24/93
Part Name: AMMETER
Model No.:
Customer P/N: 6883091-505
Mfr. Part No: 8DW53BAC252
Mfr. Name: GENERAL ELECTRIC
Mfr. Date:
Serial No.: JD1421

P/O#: RL1279 Pack: QRL1279 Mat'l Cd:

Previous Work Order: 0	Date of Last	<input type="checkbox"/> Repair	<input type="checkbox"/> Test	<input type="checkbox"/> Overhaul	Qty	Part Number/Description
Discrepancy or Complaint (C): NONE GIVEN.						
Verified? Yes: <input type="checkbox"/> No: <input checked="" type="checkbox"/>						
Work Instructions (I): OVERHAUL, ADVISE BEFORE PROCEEDING.						
Inspection/Hidden Damage/In-Process Inspection (A): AMPS SIDE OUT OF CALIBRATION AT 0, 100, 200, 300, AND 400 AMPS FAST BY 4.5 MV. POINTER AND RESISTANCE WIRE NEED ADJUSTED.						
By: RANDY MAIN						
Work Performed (W): ADJUSTED RESISTANCE WIRE, REPOSITIONED POINTER, RECALIBRATED, OVERHAULED, CLEANED, AND CALIBRATED IN ACCORDANCE WITH MANUFACTURER'S SPECIFICATIONS:						

Final Inspection:
CARL COOPER
By: *CC*

Technician: RANDY MAIN
Certified Repairman: *[Signature]*
Certificate Number: 24080
Date Completed: 7-14-93
Invoice No.:

Warranty Information -
Requested.....: None AML Mfgr
Responsibility: Cust AML Mfgr
Rev: 10/09/92o

Aircraft No:
Repair Code: OHC
Inv#:

Removed²⁰ JD 1406

MAINTENANCE RELEASE

The appliance identified below was repaired and inspected in accordance with current regulations of the Federal Aviation Administration and is approved for return to service. Pertinent details of the repair are on file at this repair station under

SERVICEABLE

W/O No.: 61694
Part No: 8DW53BAC252A
Name: VOLT METER
P/O: ORLO937
S/N: JL2098
Mfgr: GENERAL ELECTRIC
Date: 01/29/93

OHC: _____ Repair: X By: TIM KELLOGG

Signed:  2425638

F.A.A. CERTIFIED
No. NU2R044L

316-267-1007
800-221-4678

AERO-MACH LABS, INC.
Wichita, Kansas

OPERATOR: ED-WEST, INC.

WORK COMPLIANCE FORM NO. 24.110

AIRCRAFT NO.: 368

MODEL: 1124A WESTWIND

AIRCRAFT REG.: N368MD

ISSUED 07-88 REV.

PAGE 1

88349	WORK DUE AT	* = APU HRS.			RECORD TIME WORK ACCOMPLISHED FOR EACH TASK. KEEP TOP COPY FOR YOUR RECORDS. RETURN CARBON COPY TO CSI FOR UPDATING.
00-000	DATE	HOURS	LANDINGS	CYCLES	
29 29					

UNSCHEDULED

WORK ACCOMPLISHED: DATE: MONTH 2 DAY 17 YEAR 94 AIRCRAFT HOURS: 5404 LANDINGS: 4062

TECHNICIAN SIGNATURE: [Signature] CERTIFICATE NUMBER: 560767740

INSPECTED BY: [Signature] KIND OF CERTIFICATE: ATP

240143 PART NAME: LEFT DC VOLTMETER NO REF

REASON REMOVED: (CHECK ONE) TECHNICIAN: INSP:

TIME A () FAIL B () WORN C () LOANER D () SCHED CONV E () MOD G () SERVICE K () ENG CHG L () TIRE CHG M () DAMAGED T ()

PART REMOVED: PART NUMBER SERIAL NUMBER:

PART INSTALLED: PART NUMBER SERIAL NUMBER:

TIME SINCE NEW: HRS LDGS MOS TIME SINCE OVERHAUL: HRS LDGS MOS

WARRANTY TIME REMAINING: HRS LDGS MOS MAN-HOURS: HRS TENTHS PRICE: \$

240148 PART NAME: RIGHT DC VOLTMETER NO REF

REASON REMOVED: (CHECK ONE) TECHNICIAN: INSP:

TIME A () FAIL B (X) WORN C () LOANER D () SCHED CONV E () MOD G () SERVICE K () ENG CHG L () TIRE CHG M () DAMAGED T ()


PART REMOVED: PART NUMBER 6883091-505 SERIAL NUMBER: JD 1406

PART INSTALLED: PART NUMBER 883091-505 SERIAL NUMBER: JL 2098

TIME SINCE NEW: HRS LDGS MOS TIME SINCE OVERHAUL: HRS LDGS MOS

WARRANTY TIME REMAINING: HRS LDGS MOS MAN-HOURS: HRS TENTHS PRICE: \$

NO TEXT AVAILABLE AT THIS TIME.



AERO-MACH
labs, inc.

633 EAST HARRY
WICHITA, KANSAS 67211
316 - 267-1007 FAX NO. 316 - 267-2813
800-221-4678

WORK ORDER
FAA CRS NU2R044L

Bill To: 23620
ASTRA JET CORPORATION
4 INDEPENDANCE WAY
PRINCETON, NJ 08540-6620

Ship To: 23621
ASTRA JET CORPORATION
77 McCULLOUGH DRIVE
NEW CASTLE, DE 19720

Work Order No: 61694
Order Date...: 01/19/93
Date Needed...: 01/25/93
Part Name....: VOLT METER
Model No.:
Customer p/N.: 883091-505
Mfr. Part No.: 8DW53BAC252A
Mfr. Name....: GENERAL ELECTRIC
Mfr. Date....:
Serial No....: JL2098

P/O#: QRL0937 Pack: Mat'l Cd:

Previous Work Order: 0 Date of Last ___ Repair ___ Test ___ Overhaul Qty Part Number/Description

Discrepancy or Complaint (C):
NONE GIVEN. Verified? Yes: ___ No: X

Work Instructions (I):
TEST AND RECERTIFY. ADVISE BEFORE PROCEEDING.

Inspection/Hidden Damage/In-Process Inspection (A):
OUT OF CALIBRATION. POINTER INDICATING 12.5 AT 10VDC. POINTER RUNS ROUGH AND STICKY. BOTH HAIRSPRINGS NEED ADJUSTMENT. METER MOVEMENT OUT OF BALANCE. MAGNET REQUIRES RECHARGING.

By: TIM KELLOGG

Work Performed (W):
OPENED AND INSPECTED UNIT. ADJUSTED HAIRSPRINGS AND BALANCED METER MOVEMENT. RECHARGED MAGNET. REPAIRED, CLEANED, AND CALIBRATED IN ACCORDANCE WITH MANUFACTURER'S SPECIFICATIONS.

Final Inspection: CARL COOPER By: <u>CC</u>	Technician: <u>TIM KELLOGG</u> Certified Repairman: <u>[Signature]</u> Certificate Number: <u>2421615</u> Date Completed: <u>2-1-93</u> Invoice No.:	Warranty Information - Requested.....: None <u>X</u> AML ___ Mfgr ___ Responsibility: Cust <u>X</u> AML ___ Mfgr ___ Rev: 10/09/92o	Aircraft No: Repair Code: <u>REPAIR</u> Inv#:
---------------------------------------------------	------------------------------------------------------------------------------------------------------------------------------------------------------------------	----------------------------------------------------------------------------------------------------------------------------------------------	-----------------------------------------------------

OPERATOR: ED-WES, INC.

REPORT DATE 12/11/92

WORK COMPLIANCE FORM NO. 25.050

AIRCRAFT NO.: 368

MODEL: 1124A WESTWIND

AIRCRAFT REG.: N368ND

ISSUED 07-88 REV.

PAGE 1

92346

WORK DUE AT

* = APU HRS

RECORD TIME WORK ACCOMPLISHED FOR EACH TASK. KEEP TOP COPY FOR YOUR RECORDS. RETURN CARBON COPY TO CSI FOR UPDATING.

00-000

DATE

HOURS

LANDINGS

CYCLES

29 29

01/15/93

CHECK CURRENT DUE LIST FOR DUE TIME CHANGES

WORK ACCOMPLISHED: DATE: MONTH 4 DAY 22 YEAR 93 AIRCRAFT HOURS: 5267 LANDINGS: 3917

TECHNICIAN SIGNATURE: [Signature] KIND OF CERTIFICATE & NO: 560762240

INSPECTED BY: [Signature] KIND OF CERTIFICATE & NO: ATP

THE FOLLOWING WORK IS DUE AT THE TIME(S) NOTED ABOVE: TECHNICIAN INSPECTOR MAN-HOURS

250161 INSPECT LIFE RAFT...NO REF.....

250162 INSPECT FIRST AID KIT...NO REF.....

NO MANUFACTURER TEXT ISSUED.

OPERATOR: ED-WES, INC.

REPORT DATE 12/11/92

WORK COMPLIANCE FORM NO.

25.050

AIRCRAFT NO.: 368

MODEL: 1124A WESTWIND

AIRCRAFT REG.: N368MD

ISSUED 07-88 REV.

PAGE 1

92346

WORK DUE AT	* = APU HRS		
DATE	HOURS	LANDINGS	CYCLES
00-000			
29 29	01/22/93		

RECORD TIME WORK ACCOMPLISHED FOR EACH TASK. KEEP TOP COPY FOR YOUR RECORDS. RETURN CARBON COPY TO CSI FOR UPDATING.

CHECK CURRENT DUE LIST FOR DUE TIME CHANGES

WORK ACCOMPLISHED: DATE: MONTH 1 DAY 7 YEAR 93 AIRCRAFT HOURS: 5209 LANDINGS: 3855

TECHNICIAN SIGNATURE: [Signature] KIND OF CERTIFICATE & NO: 560767740

INSPECTED BY: [Signature] KIND OF CERTIFICATE & NO: ADP

THE FOLLOWING WORK IS DUE AT THE TIME(S) NOTED ABOVE: TECHNICIAN INSPECTOR MAN-HOURS

250156 INSPECT LIFE PRESERVER...NO REF..... HRS.THS

NO MANUFACTURER TEXT ISSUED.

J. F. McRAE AERO-CRAFT, INC.
BLDG. 739-OAKLAND AIRPORT
OAKLAND, CA 94614

3002

CUSTOMER'S ORDER NO. <i>P10 - N/A</i>	DEPT.	DATE <i>JAN-07-93</i>
NAME <i>MCBALL COMPANY 1450 SALLY RIDE DR</i>		
ADDRESS <i>CONCORD CA. 94520</i>		

SOLD BY		CASH	C.O.D.	CHARGE	ON ACCT.	MDSE RETD.	PAID OUT
QUAN	DESCRIPTION	PRICE	AMOUNT				
1							
<i>9EA</i> 2	<i>LIFE VESTS</i>						
3	<i>MODEL KSD-35</i>						
4	<i>♀ KSD-35L8</i>						
5	<i>Y KS-9</i>						
6							
7	<i>CERTIFIED</i>						
8							
9							
10	<i>W/O 06760</i>						
11							
12							
13							
14							
15							
16							
17							
18							

REC'D BY

J. F. McRAE-AERO-CRAFT, INC.
BLDG. L-739 OAKLAND AIRPORT
OAKLAND, CALIF. 94614
FAA REPAIR STATION
QQ3R798L
(510) 569-4663

COMPONENT TEARDOWN REPORT

CUSTOMER MCBAIL COMPANY P/O N/A
WORK ORDER 06760 DATE JAN-07-93
P/N OVER S/N OVER
NOMENCLATURE LIFE VESTS MFG EASTERN AERO MARINE
(9EA)

SERVICE
 OVH REPAIR B/C WARRANTY

REASON FOR REMOVAL
TIME CHECK

RECEIVING INSP.

BENCH CHECK PRIOR TO TEARDOWN YES NO

BENCH CHECK FINDINGS PRESSURE CHECKED VESTS WEIGHT CHECKED
BOTTLES CHECKED LITES & BATTERY CHECKED MATERIAL & PARTS

CORRECTIVE ACTION
INFLATION TESTED & C/W MFG. SPEC.
CERTIFIED

S/B C/W

PARTS REPLACED
P/N _____ P/N _____
P/N _____ P/N _____
P/N _____ P/N _____
P/N _____ P/N _____

MECHANIC MS DATE 1/07/93 INSP WMA YMA DATE 1/07/93

This Part Identified was Repaired and Inspected in accordance with current FAA Regulations and was found airworthy for return to service.

J. F. McRAE'S AEROCRAFTS, INC.
QQ3R798L #4177 FAA REPAIR STATION

EASTERN AERO MARINE
VESTS

PIN P0723-105

MODEL KSD-35

FAA TSO. C13d

ADULT-CHILD

LITES EQUIPPED

SIX

F34028

F34075

F34166

F34011

F34347

F34026

F34030

VEST

PIN P0723E105P

MODEL KSE-35L2

SIX

88838

O/H JAN 07 1993
DUE JAN 07 1994

VEST

PIN P0101

MODEL KS-9

SIX

A42573

OPERATOR: **ED-WEB, INC.**

REPORT DATE **03/11/94**

WORK COMPLIANCE FORM NO.

25.050

AIRCRAFT NO.: **368**

MODEL: **1124A WESTWIND**

AIRCRAFT REG.: **N368ND**

ISSUED **07-88** REV.

PAGE **1**

94070
00-000
29 29

WORK DUE AT	* = APU HRS		
DATE	HOURS	LANDINGS	CYCLES
04/22/94			

RECORD TIME WORK ACCOMPLISHED FOR EACH TASK. KEEP ORIGINAL FOR YOUR RECORDS. RETURN COPY TO CSI FOR UPDATING.

CHECK CURRENT DUE LIST FOR DUE TIME CHANGES

WORK ACCOMPLISHED: DATE: MONTH 4 DAY 25 YEAR 94

AIRCRAFT HOURS: _____ LANDINGS: _____

TECHNICIAN SIGNATURE: *[Signature]*

KIND OF CERTIFICATE & NO: 560267240

INSPECTED BY: *[Signature]*

KIND OF CERTIFICATE & NO: ATD

THE FOLLOWING WORK IS DUE AT THE TIME(S) NOTED ABOVE:

TECHNICIAN INSPECTOR MAN-HOURS
HRS. THS

250162 INSPECT FIRST AID KIT...NO REF.....

NO MANUFACTURER TEXT ISSUED.

OPERATOR: ED-WES, INC.

WORK COMPLIANCE FORM NO. 25.050

AIRCRAFT NO.: 368

MODEL: 1124A WESTWIND

AIRCRAFT REG.: N368MD

ISSUED 07-88 REV.

PAGE 1

92022	WORK DUE AT			* = APU HRS	RECORD TIME WORK ACCOMPLISHED FOR EACH TASK. KEEP TOP COPY FOR YOUR RECORDS. RETURN CARBON COPY TO CSI FOR UPDATING.
00-000	DATE	HOURS	LANDINGS	CYCLES	
29 29					

UNSCHEDULED

WORK ACCOMPLISHED: DATE: MONTH 11 DAY 4 YEAR 93 AIRCRAFT HOURS: LANDINGS:

TECHNICIAN SIGNATURE: [Signature] CERTIFICATE NUMBER: 560767740

INSPECTED BY: [Signature] KIND OF CERTIFICATE: ATP

TECHNICIAN	INSPECTOR	MAN-HOURS
		HRS. THS

- 250156 INSPECT LIFE PRESERVER...NO REF.....
- 250161 INSPECT LIFE RAFT...NO REF.....
- 250162 INSPECT FIRST AID KIT...NO REF.....

NO TEXT AVAILABLE AT THIS TIME.

SEE SERVICEABLE TAG McRAE AERO CRAFTS THIS DATE ON RAFT.

OPERATOR: **ED-WES, INC.**
AIRCRAFT NO.: **368**
AIRCRAFT REG.: **N368MD**

REPORT DATE **11/11/93**
MODEL: **1124A WESTWIND**
ISSUED **07-88** REV.

WORK COMPLIANCE FORM NO. **23.050**
PAGE **1**

93315 00-000 29 29	WORK DUE AT * = APU HRS.				RECORD TIME WORK ACCOMPLISHED FOR EACH TASK. KEEP TOP COPY FOR YOUR RECORDS. RETURN CARBON COPY TO CSI FOR UPDATING.
	DATE	HOURS	LANDINGS	CYCLES	
	01/07/94				

CHECK CURRENT DUE LIST FOR DUE TIME CHANGES

WORK ACCOMPLISHED: DATE: MONTH 1 DAY 12 YEAR 94 AIRCRAFT HOURS: 5382 LANDINGS: 4036

TECHNICIAN SIGNATURE: [Signature] KIND OF CERTIFICATE & NO: 560767740

INSPECTED BY: [Signature] KIND OF CERTIFICATE & NO: AP

THE FOLLOWING WORK IS DUE AT THE TIME(S) NOTED ABOVE:

	TECHNICIAN	INSPECTOR	MAN-HOURS
			HRS. THS
250156 INSPECT LIFE PRESERVER...NO REF.....	<u>[Signature]</u>	<u>[Signature]</u>	

NO MANUFACTURER TEXT ISSUED.

INVOICE

43245

DATE

JAN. 07. 1994

J. F. McRAE AERO-CRAFT, INC.
BLDG. I-739 OAKLAND AIRPORT

OAKLAND, CALIF. 94614
FAA REPAIR STATION
QQ3R798L
(510) 569-4663

SHIPPED TO

McBail Co.
 1450 SALLY RIDE RD.
 CONCORD, CA. 94520

SALESMAN	ORDER NUMBER	TERMS	TAXES	DATE SHIPPED	SHIPPED VIA
	07153	N/A			U.S.

QUAN.	DESCRIPTION	PRICE	AMOUNT
1	9EA. LIFE VESTS		
2	MODEL KSD-35		
3	+ KSE-35LF		
4	KS-9		
5			
6	CERTIFIED		
7			
8			
9			

J. F. McRAE AERO-CRAFT, INC.
BLDG. L-739 OAKLAND AIRPORT
OAKLAND, CALIF. 94614
FAA REPAIR STATION
QQ3R798L
(510) 569-4663

COMPONENT TEARDOWN REPORT

CUSTOMER McBail co. P/O N/A
WORK ORDER 07155 DATE JAN-07-94
P/N OVER S/N OVER
NOMENCLATURE LIFE VEST MFG EASTERN AERO MARINE
(9EA)

SERVICE

- OVH
- REPAIR
- B/C
- WARRANTY

REASON FOR REMOVAL

Time check

RECEIVING INSP.

BENCH CHECK PRIOR TO TEARDOWN YES NO

BENCH CHECK FINDINGS: PRESSURE checked VEST weight checked
BOTTLES checked Lites & BATTERY checked MATERIAL & PARTS

CORRECTIVE ACTION

INFLATION TESTED & C/W MFG. SPEC.
CERTIFIED

S/B C/W

PARTS REPLACED

P/N _____ P/N _____
P/N _____ P/N _____
P/N _____ P/N _____
P/N _____ P/N _____

MECHANIC <u>MM</u>	DATE <u>1/07/94</u>	INSP <u>Wm Ma</u>	DATE <u>1/07/94</u>
--------------------	---------------------	-------------------	---------------------

This Part Identified was Repaired and Inspected in accordance with current FAA Regulations and was found airworthy for return to service.

J. F. McRAE'S AEROCRAFTS, INC.
#4177 FAA REPAIR STATION
QQ3R798L

EASTERN AERO MARINE
VCS/B

PIN P0723-105

MODEL KSD-35

ADULT CHILD

FAA. NO. C134

LITE EQUIPPED

SIN

F34028

F34341

F34075

F34026

F34166

F34030

F34011

EASTERN AERO MARINE

VCS/T

PIN P0111

MODEL K5.9

FAA NO. C13C

ADULT CHILD

LITE EQUIPPED

SIN

A42573

EASTERN AERO MARINE

VCS/T

PIN P0723E105N

MODEL KSE-35L

FAA. NO. C13C

ADULT CHILD

LITE EQUIPPED

SIN

FF-3F

O/H JAN 07 1994
DUE JAN 07 1995

SERVICEABLE PART

CBellone Enterprises, Inc.

FAA Approved Repair Station No. QK3R792L

20134 STATE ROAD
CERRITOS, CA 90701

(310) 860-6706 • FAX (310) 860-1606

PART NAME **FIRE EXTINGUISHER**

PART NO. 32700004

SERIAL NO. 02429 C1

REPAIRED

RECHARGED

HYDROSTATIC TESTED & RECHARGED

WEIGHT, LEAK & PRESSURE TESTED

OVERHAULED & CERTIFIED (OHC)

T.S.O. 00:00

The component identified above was repaired and inspected in accordance with Current Federal Aviation Regulations and was found Airworthy for return to service.

Pertinent details of the repair are on file at this Agency under

WORK ORDER NO. 13837

Date JAN 07 1994

SIGNED *[Signature]*

AUTHORIZED SIGNATURE

CBellone Enterprises, Inc.
20134 State Road
Cerritos, California 90701
(310)860-6706 * FAX (310)860-1606

WORK ORDER NO. =====> 1380
F.A.A. #QK3R792L
D.O.T. #B528
F.A.A. A.D.P. #D-WP-20045-5

INSPECTION AND TEARDOWN REPORT
=====

CUSTOMER: McBair Co / APR1 Aviation Inc.
CUSTOMER P.O. #: Verb Arnold
Part Number: 32700004
Manufacturer: HTL

Date Received: 1-6-94
Units Received
This P.O. 1
Page 1 of 1
Serial Number: 02429 C1
Description: Fire Ext.

----- CUSTOMER REPORTED DISCREPANCIES -----

Overhaul Req'd...: X Weight and/or Leak Test...: _____
Hydro Test Due...: _____ Shelf Life Expired.....: _____
Repair As Nec....: _____ Functional Test Due.....: _____
Recharge.....: _____ Modify.....: _____
Other.....: _____

----- INITIAL INSPECTION -----

Date of MFG.....: 10-80 DOT/ICC Rating: E7945-700 Full.....: X
Last O'haul/Hydro: 10-80 Capacity: 125 in³ Empty....: _____
Cartridge Date(s): None Received Test Press: 2400 psi Fired....: _____
ATA Container....: Y (N) Other....: _____

----- INITIAL INSPECTION ANALYSIS -----

Repairable.....: (Y) N BER/Scrap.....: Y N
Parts Missing....: Cartridges
Add. Parts Rec'd.: None
Exterior Damage..: None
Hidden Damage....: None
Serviced Per MFG.: (HTL) Manual #/Drawing: 26-20-200 Rev. Date: 1985
Other: _____

----- CORRECTIVE ACTION -----

Overhauled IAW MFG Specs.....: X Inspect Interior: X
Repaired IAW MFG Specs.....: _____ Refinish Ext....: _____
Hydrostatic Test & Re-Certify.....: X Continuity Test.: _____
Recharge - Wt. and/or Leak Test.....: X Functional Test.: _____
No Work Done.....: _____

Scope of Work: Inspected Disassembly & Hydrostatically Tested @ 2400psi.
Overhauled IAW MFG Manual 26-20-200 less Cartridges
Recharged Weight & Leak Tested.

MATERIALS REQUIRED

Agent: CF3 Weight: 400 lbs
Pressure Media: N² Weight: 10 lbs PSI @ 70F: 600

QTY	PART NUMBER	DESCRIPTION	QTY	PART NUMBER	DESCRIPTION
<u>2</u>	<u>13004</u>	<u>Seal</u>			
<u>2</u>	<u>13024</u>	<u>Seal</u>			
<u>2</u>	<u>13031</u>	<u>Seal</u>			
<u>1</u>	<u>13026</u>	<u>O Ring</u>			
<u>1</u>	<u>13037</u>	<u>O Ring</u>			

FINAL ANALYSIS

Approved For Return To Service (Yes/No): yes TSO: 00:00 Rejected: _____

TECHNICIAN: [Signature] DATE: JAN 07 1994 STAMP: (CB 2)

INSPECTOR: [Signature] DATE: JAN 07 1994 STAMP: (CB 1)

OTHER COMMENTS

OPERATOR: ED-WEB, INC.

WORK COMPLIANCE FORM NO. 26.010

AIRCRAFT NO.: 368

MODEL: 1124A WESTWIND

CARD NO: 26- 1

AIRCRAFT REG.: N368MD

ISSUED 07-88 REV. 07-91

PAGE 1

91248
26-001
29 29

WORK DUE AT		* = APU HRS.	
DATE	HOURS	LANDINGS	CYCLES

RECORD TIME WORK ACCOMPLISHED FOR EACH TASK. KEEP TOP COPY FOR YOUR RECORDS. RETURN CARBON COPY TO CSI FOR UPDATING.

UNSCHEDULED

WORK ACCOMPLISHED: DATE: MONTH 1 DAY 10 YEAR 94 AIRCRAFT HOURS: 5382 LANDINGS: 4036

TECHNICIAN SIGNATURE: [Signature] CERTIFICATE NUMBER: 560767740

INSPECTED BY: [Signature] KIND OF CERTIFICATE: ATP

260111 PART NAME: LEFT FIRE EXTINGUISHER NM 26-20-00
REASON REMOVED: (CHECK ONE) TECHNICIAN: _____ INSP: _____
TIRE A () FAIL B () WORN C () LOANER D () SCHED CONV E () MOD G () SERVICE K () ENG CHG L () TIRE CHG M () DAMAGED T ()

PART REMOVED: PART NUMBER _____ SERIAL NUMBER: _____

PART INSTALLED: PART NUMBER _____ SERIAL NUMBER: _____

TIME SINCE NEW: HRS _____ LDGS _____ MOS _____ TIME SINCE OVERHAUL: HRS _____ LDGS _____ MOS _____

WARRANTY TIME REMAINING: HRS _____ LDGS _____ MOS _____ MAN-HOURS: HRS _____ TENTHS _____ PRICE: \$ _____

SIGNOFF ANY WORK ACCOMPLISHED BELOW. TECHNICIAN INSPECTOR MAN-HOURS
HRS.THS

- #260146 REPLACE LEFT FIRE EXTINGUISHER NO.1 CARTRIDGE...NM 26-20-00.....
- RECORD DATE CARTRIDGE INSTALLED ___/___/___
- #260148 RECORD DATE STAMPED ON NEW CARTRIDGE ___/___/___
- #260151 REPLACE LEFT FIRE EXTINGUISHER NO.2 CARTRIDGE...NM 26-20-00.....
- RECORD DATE CARTRIDGE INSTALLED ___/___/___
- #260153 RECORD DATE STAMPED ON NEW CARTRIDGE ___/___/___
- #260116 WEIGHT CHECK LEFT FIRE EXTINGUISHER...NO REF.....
- RECORD DATE OF WEIGHT CHECK ___/___/___
- #(260121) () INSPECTION/HYDROSTATIC TEST LEFT FIRE EXTINGUISHER...NM 5-10-00.....
- R RECORD DATE OF HYDROSTATIC TEST ___/___/___ EXTEND _____

260126 PART NAME: RIGHT FIRE EXTINGUISHER NM 26-20-00
REASON REMOVED: (CHECK ONE) TECHNICIAN: [Signature] INSP: [Signature]
TIRE A (X) FAIL B () WORN C () LOANER D () SCHED CONV E () MOD G () SERVICE K () ENG CHG L () TIRE CHG M () DAMAGED T ()

PART REMOVED: PART NUMBER 23700004 SERIAL NUMBER: 02429C1

PART INSTALLED: PART NUMBER 23700004 SERIAL NUMBER: 02429C1

TIME SINCE NEW: HRS _____ LDGS _____ MOS _____ TIME SINCE OVERHAUL: HRS 0 LDGS _____ MOS _____

WARRANTY TIME REMAINING: HRS _____ LDGS _____ MOS _____ MAN-HOURS: HRS _____ TENTHS _____ PRICE: \$ _____

SIGNOFF ANY WORK ACCOMPLISHED BELOW. TECHNICIAN INSPECTOR MAN-HOURS
HRS.THS

- #260156 REPLACE RIGHT FIRE EXTINGUISHER NO.1 CARTRIDGE...NM 26-20-00.....
- RECORD DATE CARTRIDGE INSTALLED ___/___/___
- #260158 RECORD DATE STAMPED ON NEW CARTRIDGE ___/___/___
- #260161 REPLACE RIGHT FIRE EXTINGUISHER NO.2 CARTRIDGE...NM 26-20-00.....
- RECORD DATE CARTRIDGE INSTALLED ___/___/___
- #260163 RECORD DATE STAMPED ON NEW CARTRIDGE ___/___/___
- #260131 WEIGHT CHECK RIGHT FIRE EXTINGUISHER...NO REF.....
- RECORD DATE OF WEIGHT CHECK ___/___/___
- #(260136) () INSPECTION/HYDROSTATIC TEST RIGHT FIRE EXTINGUISHER...NM 5-10-00.....
- R RECORD DATE OF HYDROSTATIC TEST 11/2/94 EXTEND _____

[Signature] [Signature]

260111, 260126

4230706336

RECIPIENT'S COPY

Date: 010793

From (Your Name) Please Print: **Sid Julien**
 Your Phone Number (Very Important): **310-960-6706**
 Company: **C S ENTERPRISES**
 Street Address: **20134 STATE RD**
 City: **CERRITOS** State: **CA** ZIP Required: **90701**

To (Recipient's Name) Please Print: **Arnold Peterson**
 Recipient's Phone Number (Very Important): **(310) 6847-1111**
 Company: **MCBAIL COMPANY**
 Exact Street Address (We Cannot Deliver to P.O. Boxes or P.O. Zip Codes.): **C/O APRI**
 City: **1450 SALLY PIKE** State: **CA** ZIP Required: **94520**

YOUR INTERNAL BILLING REFERENCE INFORMATION (First 24 characters will appear on invoice.): **FIRE EXTINGUISHER**

IF HOLD FOR PICK-UP, Print FEDEX Address Here (Not available at all locations):
 Street Address: **115 CENTER AV.**
 City: **PACHECO** State: **CA** ZIP Required: **94553**

PAYMENT 1 Bill Sender 2 Bill Recipient's FedEx Acct. No. 3 Bill 3rd Party FedEx Acct. No. 4 Bill Credit Card
 5 Cash/Check

SERVICES (Check only one box) Priority Overnight (Delivery by next business morning): 11 <input checked="" type="checkbox"/> Standard Overnight (Delivery by next business afternoon): 51 <input type="checkbox"/> Economy Two-Day (Delivery by second business day): 30 <input type="checkbox"/> Government Overnight (Restricted for authorized users only): 41 <input type="checkbox"/> Freight Service (for Extra Large or any package over 150 lbs): 70 <input type="checkbox"/> OVERNIGHT FREIGHT ** 80 <input type="checkbox"/> TWO-DAY FREIGHT ** *Declared Value Limit \$100 **Call for delivery schedule.		DELIVERY AND SPECIAL HANDLING (Check services required) 1 <input checked="" type="checkbox"/> HOLD FOR PICK-UP (Fill in Box H) 2 <input type="checkbox"/> DELIVER WEEKDAY 3 <input type="checkbox"/> DELIVER SATURDAY (Extra charge) (Not available to all locations) 4 <input checked="" type="checkbox"/> DANGEROUS GOODS (Extra charge) 6 <input type="checkbox"/> DRY ICE • Dangerous Goods Shipper's Declaration not required • Dry Ice, 9, UN 1845. 7 <input type="checkbox"/> OTHER SPECIAL SERVICE 11 <input type="checkbox"/> 12 <input type="checkbox"/> HOLIDAY DELIVERY (if offered) (Extra charge)		PACKAGES: 1 WEIGHT in Pounds Only: 10 DIM SHIPMENT (Chargeable Weight) Received At: <input checked="" type="checkbox"/> Regular Stop 3 <input type="checkbox"/> Drop Box 4 <input type="checkbox"/> B.S.C. <input type="checkbox"/> On-Call Stop 5 <input type="checkbox"/> Station FedEx Emp. No.		Emp. No. _____ Date _____ <input type="checkbox"/> Cash Received <input type="checkbox"/> Return Shipment <input type="checkbox"/> Third Party <input type="checkbox"/> Chg. To Del. <input type="checkbox"/> Chg. To Hold Street Address _____ City _____ State _____ Zip _____ Received By: X Date/Time Received _____ FedEx Employee Number _____ SIGNATURE RELEASE UNAVAILABLE Date/Time _____		Federal Express Use Base Charges _____ Declared Value Charge _____ Other 1 _____ Other 2 _____ Total Charges _____ REVISION DATE 2/91 PART # 137211 FORMAT #069 069 © 1991-91 F.E.C. PRINTED IN U.S.A.	
----------------------------------------------------------------------------------------------------------------------------------------------------------------------------------------------------------------------------------------------------------------------------------------------------------------------------------------------------------------------------------------------------------------------------------------------------------------------------------------------------------------------------------------------------------------------------------------------------------------------------------------------------------	--	---------------------------------------------------------------------------------------------------------------------------------------------------------------------------------------------------------------------------------------------------------------------------------------------------------------------------------------------------------------------------------------------------------------------------------------------------------------------------------------------------------------------------------------------------------------------------------------------------------------------------------------------------------	--	----------------------------------------------------------------------------------------------------------------------------------------------------------------------------------------------------------------------------------------------------------------------------------------------------------------------	--	---------------------------------------------------------------------------------------------------------------------------------------------------------------------------------------------------------------------------------------------------------------------------------------------------------------------------------------------------------------------------------------------------------------------------------------------	--	------------------------------------------------------------------------------------------------------------------------------------------------------------------------------------------------------------------------------------------------	--

4230706336 AIRBILL NUMBER

SHIPPER'S CERTIFICATION FOR RESTRICTED ARTICLES/DANGEROUS GOODS
 CHECK ONE 49 CFR IATA/ICAO (TYPE OR PRINT)

DANGEROUS GOODS IDENTIFICATION		UN OR ID NO	SUBSIDIARY RISK	QUANTITY AND TYPE OF PACKING	PACKING INST	AUTHORIZATION
PROPER SHIPPING NAME	CLASS OR DIVISION					
Fire extinguisher	2.2	UN1044		1 KGS PACKED IN 200 1 STRONG FIBREBOARD BOX		

ADDITIONAL HANDLING INFORMATION: **14525**

TRANSPORT DETAILS	THIS SHIPMENT IS WITHIN THE LIMITATIONS PRESCRIBED FOR	PASSENGER AIRCRAFT	HAZARDOUS MATERIAL ONLY	(DELETE-NONAPPLICABLE)
AIRPORT OF DEPARTURE	AIRPORT OF DESTINATION	SHIPMENT TYPE	NON-RADIOACTIVE	(DELETE-NONAPPLICABLE)

IF ACCEPTABLE FOR PASSENGER AIRCRAFT, THIS SHIPMENT CONTAINS RADIOACTIVE MATERIAL INTENDED FOR USE IN, OR INCIDENT TO, RESEARCH, MEDICAL DIAGNOSIS OR TREATMENT.

I HEREBY DECLARE THAT THE CONTENTS OF THIS CONSIGNMENT ARE FULLY AND ACCURATELY DESCRIBED ABOVE BY PROPER SHIPPING NAME AND ARE CLASSIFIED, PACKED, MARKED, AND LABELED, AND ARE IN ALL RESPECTS IN PROPER CONDITION FOR TRANSPORT BY AIR ACCORDING TO THE APPLICABLE INTERNATIONAL AND NATIONAL GOVERNMENT REGULATIONS.

NAME AND TITLE OF SHIPPER: **Sid Julien - Manager** PLACE AND DATE: **CERRITOS CA 1/4/94**

EMERGENCY TELEPHONE NUMBER: **310 960 6706** SIGNATURE OF SHIPPER: *Sid Julien* SEE WARNING ON BACK

CBellone Enterprises, Inc.
 20134 State Road
 Cerritos, California 90701
 Tel: (310) 860-6706
 Fax: (310) 860-1606

INVOICE: 14525

DATE: 1-7-94

CUSTOMER P.O.: Verbal

F.A.A. Approved Repair Station #QK3R792L
 D.O.T. Test Facility #B528

TERMS: NET 30

S McBail Co C/O S
 O APRI AVIATION H
 L 1450 SALLY RIDE DRIVE I
 D CONCORDE CA 94520 P

QTY	DESCRIPTION	UNIT \$	AMOUNT \$
1	32700004 Fire extinguisher Serial # 02429 Cl		
	OVERHAULED		
	Hydrostatic tested and recharged		185.00
	Install 1 13037 seal		
	Install 1 13026 seal		
	Install 2 13004 seal		
	Install 2 13024 seal		
	Install 2 13051 seal		
	Less cartridges		

For CBellone use only:
 TOTAL LABOR: 75.00
 TOTAL MATERIAL ...: 110.00
 OTHER: _____

TAX (%) ----->
 SHIPPING CHARGE ----->
 HAZ. MAT. PACKAGING -----> 10.00
 INVOICE TOTAL =====> 195.00

CERTIFICATE OF CONFORMANCE:

We certify that material furnished on this order conforms in all respects to the current applicable government and/or manufacturer specifications. material subject to inspection at destination.

PICK UP SIGN HERE: _____

SHIPPED VIA: _____

OPERATOR: ED-WES, INC.

REPORT DATE 12/11/92

WORK COMPLIANCE FORM NO. 26.010

AIRCRAFT NO.: 368

MODEL: 1124A WESTWIND

CARD NO: 26- 1

AIRCRAFT REG.: N368MD

ISSUED 07-88 REV. 08-92

PAGE 1

92346

WORK DUE AT	* = APU HRS		
DATE	HOURS	LANDINGS	CYCLES
26-001			
29 29	01/20/93		

RECORD TIME WORK ACCOMPLISHED FOR EACH TASK. KEEP TOP COPY FOR YOUR RECORDS. RETURN CARBON COPY TO CSI FOR UPDATING.

CHECK CURRENT DUE LIST FOR DUE TIME CHANGES

WORK ACCOMPLISHED: DATE: MONTH 1 DAY 28 YEAR 93 AIRCRAFT HOURS: 5209 LANDINGS: 3855

TECHNICIAN SIGNATURE: [Signature] KIND OF CERTIFICATE & NO: 560767740

INSPECTED BY: [Signature] KIND OF CERTIFICATE & NO: ATP

ONLY THE FOLLOWING WORK IS DUE AT THE TIME(S) NOTED ABOVE:

DUE > 260158 REPL R CART #1-INSTL LIFE MM 26-20-00

DUE > 260163 REPL R CART #2-INSTL LIFE MM 26-20-00

260126 PART NAME: RIGHT FIRE EXTINGUISHER MM 26-20-00

REASON REMOVED: (CHECK ONE) TECHNICIAN: _____ INSP: _____

TIME A () FAIL B () WORN C () LOANER D () SCHED CONV E () MOD G () SERVICE K () ENG CHG L () TIRE CHG M () DAMAGED T ()

PART REMOVED: PART NUMBER _____ SERIAL NUMBER: _____

PART INSTALLED: PART NUMBER _____ SERIAL NUMBER: _____

INSTALLED TSN: HRS _____ LDGS _____ MOS _____ INSTALLED TSO: HRS _____ LDGS _____ MOS _____

WARRANTY TIME REMAINING: HRS _____ LDGS _____ MOS _____ MAN-HOURS: HRS _____ TENTHS _____ PRICE: \$ _____

	TECHNICIAN	INSPECTOR	MAN-HOURS HRS.THS
#260156 REPLACE RIGHT FIRE EXTINGUISHER NO.1 CARTRIDGE...MM 26-20-00.....			
RECORD DATE CARTRIDGE INSTALLED 1/28/93			
#260158 RECORD DATE STAMPED ON NEW CARTRIDGE 12/1/92	Ⓟ	Ⓟ	
#260161 REPLACE RIGHT FIRE EXTINGUISHER NO.2 CARTRIDGE...MM 26-20-00.....			
RECORD DATE CARTRIDGE INSTALLED 1/28/93			
#260163 RECORD DATE STAMPED ON NEW CARTRIDGE 12/1/92	Ⓟ	Ⓟ	
#260131 WEIGHT CHECK RIGHT FIRE EXTINGUISHER...NO REF.....	Ⓟ	Ⓟ	
RECORD DATE OF WEIGHT CHECK ___/___/___			
R#260136 HYDROSTATIC TEST RIGHT FIRE EXTINGUISHER...MM 5-10-00.....			
R RECORD DATE OF HYDROSTATIC TEST ___/___/___			

260111, 260126
 FIRE EXTINGUISHER - REMOVAL AND INSTALLATION, REPLACE CARTRIDGE, WEIGHT CHECK, INSPECT/HYDROSTATIC TEST (REFER TO FIGURES 1, 2, 3 AND 4 ON CARD 26-1)
 A REMOVAL (REFER TO FIGURE 1)

CAUTION: DISENGAGE FIRE EXTINGUISHER AND FIRE DETECTOR CIRCUIT BREAKERS ON OVERHEAD PANEL AND REMOVE ELECTRICAL POWER FROM AIRCRAFT BEFORE PERFORMING MAINTENANCE.

1. REMOVE REAR BAGGAGE COMPARTMENT FRONT PANEL.
2. REMOVE AIR CONDITIONING DUCTS, ELECTRICAL WIRING, DETECTORS AND BONDING TO GAIN ACCESS TO APPLICABLE EXTINGUISHING AGENT CONTAINER.
3. REMOVE TERMINAL PROTECTOR, TAG AND DISCONNECT ELECTRICAL CONNECTIONS FROM DISCHARGE VALVES.
4. CONNECT SHUNT WIRES BETWEEN THE CONNECTIONS OF EACH CARTRIDGE.
5. DISCONNECT AND CAP DISCHARGE LINES AND THERMAL DISCHARGE LINE FROM AGENT CONTAINER.
6. REMOVE NUTS, WASHERS AND BOLTS SECURING AGENT CONTAINER TO MOUNTING RODS AND REMOVE AGENT CONTAINER.
7. RECORD PART NUMBER, SERIAL NUMBER AND REASON REMOVED IN SPACE PROVIDED ON PAGE 1.

B INSTALLATION

NOTE: PRIOR TO INSTALLATION OF FIRE EXTINGUISHER, ENSURE THAT DATE STAMPED ON CARTRIDGE, DATE OF HYDROSTATIC CHECK AND DATE OF WEIGHT CHECK ARE RECORDED IN SPACE PROVIDED ON FRONT OF CARD. THIS INFORMATION IS REQUIRED TO ACCURATELY UPDATE SERVICE REQUIREMENTS.

OPERATOR: ED-WES, INC.

REPORT DATE 09/14/92

WORK COMPLIANCE FORM NO.

26.010

AIRCRAFT NO.: 368

MODEL: 1124A WESTWIND

CARD NO: 26- 1

AIRCRAFT REG.: N368MD

ISSUED 07-88 REV. 08-92

PAGE 1

92258

WORK DUE AT

* = APU HRS

RECORD TIME WORK ACCOMPLISHED FOR EACH TASK. KEEP TOP COPY FOR YOUR RECORDS. RETURN CARBON COPY TO CSI FOR UPDATING.

26-001

DATE

HOURS

LANDINGS

CYCLES

29 29 11/01/92

CHECK CURRENT DUE LIST FOR DUE TIME CHANGES

WORK ACCOMPLISHED: DATE: MONTH 11 DAY 1 YEAR 92 AIRCRAFT HOURS: 5170 LANDINGS: 3802TECHNICIAN SIGNATURE: [Signature] KIND OF CERTIFICATE & NO: 560767740 APINSPECTED BY: [Signature] KIND OF CERTIFICATE & NO: 570767740 AP

ONLY THE FOLLOWING WORK IS DUE AT THE TIME(S) NOTED ABOVE:

DUE > 260148 REPL L CART #1-INSTL LIFE MM 26-20-00

260111 PART NAME: LEFT FIRE EXTINGUISHER MM 26-20-00

REASON REMOVED: (CHECK ONE) TECHNICIAN: _____ INSP: _____

TIME A () FAIL B () WORN C () LOANER D () SCHED CONV E () MOD G () SERVICE K () ENG CHG L () TIRE CHG M () DAMAGED T ()

PART REMOVED: PART NUMBER _____ SERIAL NUMBER: _____

PART INSTALLED: PART NUMBER _____ SERIAL NUMBER: _____

INSTALLED TSN: HRS _____ LDGS _____ NOS _____ INSTALLED TSO: HRS _____ LDGS _____ NOS _____

WARRANTY TIME REMAINING: HRS _____ LDGS _____ NOS _____ MAN-HOURS: HRS _____ TENTHS _____ PRICE: \$ _____

TECHNICIAN INSPECTOR MAN-HOURS
HRS.THS

#260146 REPLACE LEFT FIRE EXTINGUISHER NO.1 CARTRIDGE...MM 26-20-00.....

RECORD DATE CARTRIDGE INSTALLED 12-12-91#260148 RECORD DATE STAMPED ON NEW CARTRIDGE 12-1-91

#260151 REPLACE LEFT FIRE EXTINGUISHER NO.2 CARTRIDGE...MM 26-20-00.....

RECORD DATE CARTRIDGE INSTALLED ___/___/___#260153 RECORD DATE STAMPED ON NEW CARTRIDGE ___/___/___

#260116 WEIGHT CHECK LEFT FIRE EXTINGUISHER...NO REF.....

RECORD DATE OF WEIGHT CHECK ___/___/___

#260121 HYDROSTATIC TEST LEFT FIRE EXTINGUISHER...MM 5-10-00.....

R RECORD DATE OF HYDROSTATIC TEST ___/___/___

260111, 260126

FIRE EXTINGUISHER - REMOVAL AND INSTALLATION, REPLACE CARTRIDGE, WEIGHT CHECK, INSPECT/HYDROSTATIC TEST (REFER TO FIGURES 1, 2, 3 AND 4 ON CARD 26-1)

A REMOVAL (REFER TO FIGURE 1)

CAUTION: DISENGAGE FIRE EXTINGUISHER AND FIRE DETECTOR CIRCUIT BREAKERS ON OVERHEAD PANEL AND REMOVE ELECTRICAL POWER FROM AIRCRAFT BEFORE PERFORMING MAINTENANCE.

1. REMOVE REAR BAGGAGE COMPARTMENT FRONT PANEL.
2. REMOVE AIR CONDITIONING DUCTS, ELECTRICAL WIRING, DETECTORS AND BONDING TO GAIN ACCESS TO APPLICABLE EXTINGUISHING AGENT CONTAINER.
3. REMOVE TERMINAL PROTECTOR, TAG AND DISCONNECT ELECTRICAL CONNECTIONS FROM DISCHARGE VALVES.
4. CONNECT SHUNT WIRES BETWEEN THE CONNECTIONS OF EACH CARTRIDGE.
5. DISCONNECT AND CAP DISCHARGE LINES AND THERMAL DISCHARGE LINE FROM AGENT CONTAINER.
6. REMOVE NUTS, WASHERS AND BOLTS SECURING AGENT CONTAINER TO MOUNTING RODS AND REMOVE AGENT CONTAINER.
7. RECORD PART NUMBER, SERIAL NUMBER AND REASON REMOVED IN SPACE PROVIDED ON PAGE 1.

B INSTALLATION

NOTE: PRIOR TO INSTALLATION OF FIRE EXTINGUISHER, ENSURE THAT DATE STAMPED ON CARTRIDGE, DATE OF HYDROSTATIC CHECK AND DATE OF WEIGHT CHECK ARE RECORDED IN SPACE PROVIDED ON FRONT OF CARD. THIS INFORMATION IS REQUIRED TO ACCURATELY UPDATE SERVICE REQUIREMENTS.

OPERATOR: ED-WES, INC.
 AIRCRAFT NO.: 368
 AIRCRAFT REG.: N368MD

REPORT DATE 09/14/92
 MODEL: 1124A WESTWIND
 ISSUED 07-88 REV. 08-92

WORK COMPLIANCE FORM NO. 26.010
 CARD NO: 26- 1
 PAGE 1

92238	WORK DUE AT	* = APU HRS.		
26-001	DATE	HOURS	LANDINGS	CYCLES
29 29	11/11/92			

RECORD TIME WORK ACCOMPLISHED FOR EACH TASK. KEEP TOP COPY FOR YOUR RECORDS. RETURN CARBON COPY TO CSI FOR UPDATING.

CHECK CURRENT DUE LIST FOR DUE TIME CHANGES

WORK ACCOMPLISHED: DATE: MONTH 11 DAY 1 YEAR 92 AIRCRAFT HOURS: 5170 LANDINGS: 3802

TECHNICIAN SIGNATURE: [Signature] KIND OF CERTIFICATE & NO: 560767740AP

INSPECTED BY: [Signature] KIND OF CERTIFICATE & NO: 560767740AP

ONLY THE FOLLOWING WORK IS DUE AT THE TIME(S) NOTED ABOVE:

DUE > 260153 REPL L CART #2-INSTL LIFE MM 26-20-00

 260111 PART NAME: LEFT FIRE EXTINGUISHER MM 26-20-00
 REASON REMOVED: (CHECK ONE) TECHNICIAN: _____ INSP: _____
 TIME A () FAIL B () WORN C () LOANER D () SCHED CONV E () MOD G () SERVICE K () ENG CHG L () TIRE CHG M () DAMAGED T ()

PART REMOVED: PART NUMBER _____ SERIAL NUMBER: _____

PART INSTALLED: PART NUMBER _____ SERIAL NUMBER: _____

INSTALLED TSN: HRS _____ LDGS _____ MOS _____ INSTALLED TSO: HRS _____ LDGS _____ MOS _____

WARRANTY TIME REMAINING: HRS _____ LDGS _____ MOS _____ MAN-HOURS: HRS _____ TENTHS _____ PRICE: \$ _____
 TECHNICIAN INSPECTOR MAN-HOURS
 HRS.TMS

#260146 REPLACE LEFT FIRE EXTINGUISHER NO.1 CARTRIDGE...MM 26-20-00.....
 RECORD DATE CARTRIDGE INSTALLED ___/___/___
 #260148 RECORD DATE STAMPED ON NEW CARTRIDGE ___/___/___
 #260151 REPLACE LEFT FIRE EXTINGUISHER NO.2 CARTRIDGE...MM 26-20-00.....
 RECORD DATE CARTRIDGE INSTALLED 12/26/91
#260153 RECORD DATE STAMPED ON NEW CARTRIDGE 12/19/91
 #260116 WEIGHT CHECK LEFT FIRE EXTINGUISHER...NO REF.....
 RECORD DATE OF WEIGHT CHECK ___/___/___
 #260121 HYDROSTATIC TEST LEFT FIRE EXTINGUISHER...MM 5-10-00.....
 R RECORD DATE OF HYDROSTATIC TEST ___/___/___

[Signature] [Signature]

260111, 260126
 FIRE EXTINGUISHER - REMOVAL AND INSTALLATION, REPLACE CARTRIDGE, WEIGHT CHECK, INSPECT/HYDROSTATIC TEST (REFER TO FIGURES 1, 2, 3 AND 4 ON CARD 26-1)
 A REMOVAL (REFER TO FIGURE 1)

CAUTION: DISENGAGE FIRE EXTINGUISHER AND FIRE DETECTOR CIRCUIT BREAKERS ON OVERHEAD PANEL AND REMOVE ELECTRICAL POWER FROM AIRCRAFT BEFORE PERFORMING MAINTENANCE.

1. REMOVE REAR BAGGAGE COMPARTMENT FRONT PANEL.
2. REMOVE AIR CONDITIONING DUCTS, ELECTRICAL WIRING, DETECTORS AND BONDING TO GAIN ACCESS TO APPLICABLE EXTINGUISHING AGENT CONTAINER.
3. REMOVE TERMINAL PROTECTOR, TAG AND DISCONNECT ELECTRICAL CONNECTIONS FROM DISCHARGE VALVES.
4. CONNECT SHUNT WIRES BETWEEN THE CONNECTIONS OF EACH CARTRIDGE.
5. DISCONNECT AND CAP DISCHARGE LINES AND THERMAL DISCHARGE LINE FROM AGENT CONTAINER.
6. REMOVE NUTS, WASHERS AND BOLTS SECURING AGENT CONTAINER TO MOUNTING RODS AND REMOVE AGENT CONTAINER.
7. RECORD PART NUMBER, SERIAL NUMBER AND REASON REMOVED IN SPACE PROVIDED ON PAGE 1.

B INSTALLATION

NOTE: PRIOR TO INSTALLATION OF FIRE EXTINGUISHER, ENSURE THAT DATE STAMPED ON CARTRIDGE, DATE OF HYDROSTATIC CHECK AND DATE OF WEIGHT CHECK ARE RECORDED IN SPACE PROVIDED ON FRONT OF CARD. THIS INFORMATION IS REQUIRED TO ACCURATELY UPDATE SERVICE REQUIREMENTS.

OPERATOR: ED-WEB, INC.

REPORT DATE 09/13/94

WORK COMPLIANCE FORM NO.

26.015

AIRCRAFT NO.: 368

MODEL: 1124A WESTWIND

CARD NO: 26- 1

AIRCRAFT REG.: N368MD

PAGE 1

2929368
26-001
94256

WORK DUE AT	* = APU HRS.		
DATE	HOURS	LANDINGS	CYCLES
11/11/94			

RECORD TIME WORK ACCOMPLISHED FOR EACH TASK. KEEP ORIGINAL FOR YOUR RECORDS. RETURN COPY TO CSI FOR UPDATING.

CHECK CURRENT DUE LIST FOR DUE TIME CHANGES

WORK ACCOMPLISHED: DATE: MONTH 11 DAY 11 YEAR 94 AIRCRAFT HOURS: 5499 LANDINGS: 4189

TECHNICIAN SIGNATURE: [Signature] KIND OF CERTIFICATE & NO: 560767740 AD

INSPECTED BY: [Signature] KIND OF CERTIFICATE & NO: 560767740 AD

ONLY THE FOLLOWING WORK IS DUE AT THE TIME(S) NOTED ABOVE:

DUE > 260161 REPL R CART #2-SERV LIFE MM 26-20-00

260126 PART NAME: RIGHT FIRE EXTINGUISHER MM 26-20-00

REASON REMOVED: (CHECK ONE) TECHNICIAN: _____ INSP: _____

TIME A () FAIL B () WORN C () LOANER D () SCHEDCONV E () MOD G () SERVICE K () ENG CHG L () TIRE CHG M () DAMAGED T ()

PART REMOVED: PART NUMBER _____ SERIAL NUMBER: _____

PART INSTALLED: PART NUMBER _____ SERIAL NUMBER: _____

INSTALLED TSM: HRS _____ LDGS _____ MOS _____ INSTALLED TSD: HRS _____ LDGS _____ MOS _____

WARRANTY TIME REMAINING: HRS _____ LDGS _____ MOS _____ MAN-HOURS: HRS _____ TENTHS _____ PRICE: \$ _____

SIGNOFF ANY WORK ACCOMPLISHED BELOW. TECHNICIAN INSPECTOR MAN-HOURS

R#260156 RECORD DATE STAMPED ON NEW CARTRIDGE (SERVICE LIFE) ___/___/___

R#260158 REPLACE RIGHT FIRE EXTINGUISHER NO.1 CARTRIDGE...MM 26-20-00.....

R RECORD DATE CARTRIDGE INSTALLED ___/___/___

R#260161 RECORD DATE STAMPED ON NEW CARTRIDGE (SERVICE LIFE) 10/19/94

R#260163 REPLACE RIGHT FIRE EXTINGUISHER NO.2 CARTRIDGE...MM 26-20-00.....

R RECORD DATE CARTRIDGE INSTALLED ___/___/___

#260131 WEIGHT CHECK RIGHT FIRE EXTINGUISHER...NO REF.....

RECORD DATE OF WEIGHT CHECK ___/___/___

#260136 HYDROSTATIC TEST RIGHT FIRE EXTINGUISHER...MM 5-10-00.....

RECORD DATE OF HYDROSTATIC TEST ___/___/___

260111, 260126

FIRE EXTINGUISHER - REMOVAL AND INSTALLATION, REPLACE CARTRIDGE, WEIGHT CHECK, INSPECT/HYDROSTATIC TEST (REFER TO FIGURES 1, 2, 3 AND 4 ON CARD 26-1)

A REMOVAL (REFER TO FIGURE 1)

CAUTION: DISENGAGE FIRE EXTINGUISHER AND FIRE DETECTOR CIRCUIT BREAKERS ON OVERHEAD PANEL AND REMOVE ELECTRICAL POWER FROM AIRCRAFT BEFORE PERFORMING MAINTENANCE.

1. REMOVE REAR BAGGAGE COMPARTMENT FRONT PANEL.
2. REMOVE AIR CONDITIONING DUCTS, ELECTRICAL WIRING, DETECTORS AND BONDING TO GAIN ACCESS TO APPLICABLE EXTINGUISHING AGENT CONTAINER.
3. REMOVE TERMINAL PROTECTOR, TAG AND DISCONNECT ELECTRICAL CONNECTIONS FROM DISCHARGE VALVES.
4. CONNECT SHUNT WIRES BETWEEN THE CONNECTIONS OF EACH CARTRIDGE.
5. DISCONNECT AND CAP DISCHARGE LINES AND THERMAL DISCHARGE LINE FROM AGENT CONTAINER.
6. REMOVE NUTS, WASHERS AND BOLTS SECURING AGENT CONTAINER TO MOUNTING RODS AND REMOVE AGENT CONTAINER.
7. RECORD PART NUMBER, SERIAL NUMBER AND REASON REMOVED IN SPACE PROVIDED ON PAGE 1.

B INSTALLATION

NOTE: PRIOR TO INSTALLATION OF FIRE EXTINGUISHER, ENSURE THAT DATE STAMPED ON CARTRIDGE, DATE OF HYDROSTATIC CHECK AND DATE OF WEIGHT CHECK ARE RECORDED IN SPACE PROVIDED ON FRONT OF CARD. THIS INFORMATION IS REQUIRED TO ACCURATELY UPDATE SERVICE REQUIREMENTS.

OPERATOR: ED-WES, INC.

REPORT DATE 04/13/93

WORK COMPLIANCE FORM NO.

26.030

AIRCRAFT NO.: 368

MODEL: 1124A WESTWIND

CARD NO: 26-2

PAGE 1

AIRCRAFT REG.: N368MD

ISSUED 07-88 REV. 01-92

93103	WORK DUE AT				RECORD TIME WORK ACCOMPLISHED FOR EACH TASK. KEEP TOP COPY FOR YOUR RECORDS. RETURN CARBON COPY TO CSI FOR UPDATING.
	DATE	HOURS	LANDINGS	CYCLES	
26-003					
29 29	06/05/93				CHECK CURRENT DUE LIST FOR DUE TIME CHANGES

WORK ACCOMPLISHED: DATE: MONTH 0 DAY 24 YEAR 93 AIRCRAFT HOURS: 5288 LANDINGS: 3947

TECHNICIAN SIGNATURE: [Signature] KIND OF CERTIFICATE & NO: 560767740

INSPECTED BY: [Signature] KIND OF CERTIFICATE & NO: ATP

ONLY THE FOLLOWING WORK IS DUE AT THE TIME(S) NOTED ABOVE:

- DUE > 260171 WEIGHT CHECK COCKPIT EXT MM 5-10-00
- DUE > 260181 WEIGHT CHECK CABIN EXT MM 5-10-00
- *****
- 260166 PART NAME: COCKPIT PORTABLE EXTINGUISHER MM 5-10-00
- REASON REMOVED: (CHECK ONE) TECHNICIAN: _____ INSP: _____
- TIME A () FAIL B () WORN C () LOANER D () SCHED CONV E () MOD G () SERVICE K () ENG CHG L () TIRE CHG M () DAMAGED T ()

PART REMOVED: PART NUMBER _____ SERIAL NUMBER: _____

PART INSTALLED: PART NUMBER _____ SERIAL NUMBER: _____

INSTALLED TSN: HRS _____ LDGS _____ MOS _____ INSTALLED TSO: HRS _____ LDGS _____ MOS _____

WARRANTY TIME REMAINING: HRS _____ LDGS _____ MOS _____ MAN-HOURS: HRS _____ TENTHS _____ PRICE: \$ _____
SIGNOFF ANY WORK ACCOMPLISHED BELOW.

		MO/DAY/YR	TECHNICIAN	INSPECTOR	MAN-HOURS
R	#260171 WEIGHT CHECK COCKPIT EXTINGUISHER...MM 26-20-00.....	<u>6/24/93</u>	<u>[Signature]</u>	<u>[Signature]</u>	
	R RECORD DATE OF WEIGHT CHECK.....				
	260172 DISCHARGE/OVERHAUL AND REFILL COCKPIT FIRE EXTINGUISHER...NO REF.....				
R	#260173 HYDROSTATIC TEST COCKPIT FIRE EXTINGUISHER...NO REF.....				
	R RECORD DATE OF HYDROSTATIC TEST.....				
	260174 INSPECT COCKPIT FIRE EXTINGUISHER...NO REF.....				
R	R RECORD DATE OF INSPECTION.....				

- *****
- 260176 PART NAME: CABIN PORTABLE EXTINGUISHER MM 5-10-00
- REASON REMOVED: (CHECK ONE) TECHNICIAN: _____ INSP: _____
- TIME A () FAIL B () WORN C () LOANER D () SCHED CONV E () MOD G () SERVICE K () ENG CHG L () TIRE CHG M () DAMAGED T ()

PART REMOVED: PART NUMBER _____ SERIAL NUMBER: _____

PART INSTALLED: PART NUMBER _____ SERIAL NUMBER: _____

INSTALLED TSN: HRS _____ LDGS _____ MOS _____ INSTALLED TSO: HRS _____ LDGS _____ MOS _____

WARRANTY TIME REMAINING: HRS _____ LDGS _____ MOS _____ MAN-HOURS: HRS _____ TENTHS _____ PRICE: \$ _____
SIGNOFF ANY WORK ACCOMPLISHED BELOW.

		MO/DAY/YR	TECHNICIAN	INSPECTOR	MAN-HOURS
R	#260181 WEIGHT CHECK CABIN EXTINGUISHER...MM 26-20-00.....	<u>6/24/93</u>	<u>[Signature]</u>	<u>[Signature]</u>	
	R RECORD DATE OF WEIGHT CHECK.....				
	260182 DISCHARGE/OVERHAUL AND REFILL CABIN FIRE EXINGUISHER...NO REF.....				
R	#260183 HYDROSTATIC TEST CABIN FIRE EXTINGUISHER...NO REF.....				
	R RECORD DATE OF HYDROSTATIC TEST.....				
	260184 INSPECT CABIN FIRE EXTINGUISHER...NO REF.....				
R	R RECORD DATE OF INSPECTION.....				

260166, 260176
COCKPIT/CABIN PORTABLE FIRE EXTINGUISHER - REMOVAL AND INSTALLATION, WEIGHT CHECK, DISCHARGE/OVERHAUL AND REFILL,
HYDROSTATIC TEST, INSPECTION (REFER TO FIGURES 1 AND 2 ON CARD 26-2)

OPERATOR: ED-WEB, INC. REPORT DATE 04/13/92 WORK COMPLIANCE FORM NO. 26.030

AIRCRAFT NO.: 368 MODEL: 1124A WESTWIND CARD NO: 26- 2

AIRCRAFT REG.: N368MD ISSUED 07-88 REV. 01-92 PAGE 1

92104 WORK DUE AT * = APU HRS. RECORD TIME WORK ACCOMPLISHED FOR EACH TASK. KEEP TOP COPY FOR YOUR RECORDS. RETURN CARBON COPY TO CSI FOR UPDATING.

Table with columns: DATE, HOURS, LANDINGS, CYCLES. Row 1: 26-003, 06/05/92. Row 2: 29 29, 06/05/92.

CHECK CURRENT DUE LIST FOR DUE TIME CHANGES

WORK ACCOMPLISHED: DATE: MONTH 6 DAY 5 YEAR 92 AIRCRAFT HOURS: 5122 LANDINGS: 3742

TECHNICIAN SIGNATURE: [Signature] KIND OF CERTIFICATE & NO: 560762240

INSPECTED BY: [Signature] KIND OF CERTIFICATE & NO: AIP

ONLY THE FOLLOWING WORK IS DUE AT THE TIME(S) NOTED ABOVE:

- DUE > 260171 WEIGHT CHECK COCKPIT EXT MM 5-10-00
DUE > 260181 WEIGHT CHECK CABIN EXT MM 5-10-00

260166 PART NAME: COCKPIT PORTABLE EXTINGUISHER REASON REMOVED: (CHECK ONE) TIME A() FAIL B() WORN C() LOANER D() SCHED CONV E() MOD G() SERVICE K() ENG CHG L() TIRE CHG M() DAMAGED T()

PART REMOVED: PART NUMBER SERIAL NUMBER:

PART INSTALLED: PART NUMBER SERIAL NUMBER:

INSTALLED TSN: HRS LDGS MOS INSTALLED TSD: HRS LDGS MOS

WARRANTY TIME REMAINING: HRS LDGS MOS MAN-HOURS: HRS TENTHS PRICE: \$ SIGNOFF ANY WORK ACCOMPHISHED BELOW.

Table with columns: Description, MM, Technician, Inspector, Man-Hours. Row 1: 260171 WEIGHT CHECK COCKPIT EXTINGUISHER...MM 26-20-00... 6/5/92

260176 PART NAME: CABIN PORTABLE EXTINGUISHER REASON REMOVED: (CHECK ONE) TIME A() FAIL B() WORN C() LOANER D() SCHED CONV E() MOD G() SERVICE K() ENG CHG L() TIRE CHG M() DAMAGED T()

PART REMOVED: PART NUMBER SERIAL NUMBER:

PART INSTALLED: PART NUMBER SERIAL NUMBER:

INSTALLED TSN: HRS LDGS MOS INSTALLED TSD: HRS LDGS MOS

WARRANTY TIME REMAINING: HRS LDGS MOS MAN-HOURS: HRS TENTHS PRICE: \$ SIGNOFF ANY WORK ACCOMPHISHED BELOW.

Table with columns: Description, MM, Technician, Inspector, Man-Hours. Row 1: 260181 WEIGHT CHECK CABIN EXTINGUISHER...MM 26-20-00... 6/5/92

260166, 260176 COCKPIT/CABIN PORTABLE FIRE EXTINGUISHER - REMOVAL AND INSTALLATION, WEIGHT CHECK, DISCHARGE/OVERHAUL AND REFILL, HYDROSTATIC TEST, INSPECTION (REFER TO FIGURES 1 AND 2 ON CARD 26-2)

OPERATOR: ED-WEB, INC.
AIRCRAFT NO.: 368
AIRCRAFT REG.: N368MD

REPORT DATE 05/12/94
MODEL: 1124A WESTWIND
ISSUED 07-88 REV. 01-92

WORK COMPLIANCE FORM NO. 26.030
CARD NO: 26- 2
PAGE 1

Table with columns: WORK DUE AT (DATE, HOURS, LANDINGS, CYCLES), RECORD TIME WORK ACCOMPLISHED FOR EACH TASK, CHECK CURRENT DUE LIST FOR DUE TIME CHANGES.

WORK ACCOMPLISHED: DATE: MONTH 7 DAY 1 YEAR 94 AIRCRAFT HOURS: 5463 LANDINGS: 4135

TECHNICIAN SIGNATURE: [Signature] KIND OF CERTIFICATE & NO: 560767740
INSPECTED BY: [Signature] KIND OF CERTIFICATE & NO: ATP

ONLY THE FOLLOWING WORK IS DUE AT THE TIME(S) NOTED ABOVE:
DUE > 260171 WEIGHT CHECK COCKPIT EXT MM 5-10-00
DUE > 260181 WEIGHT CHECK CABIN EXT MM 5-10-00
260166 PART NAME: COCKPIT PORTABLE EXTINGUISHER MM 5-10-00
REASON REMOVED: (CHECK ONE) TECHNICIAN: INSP:
TIME A () FAIL B () WORN C () LOANER D () SCHEDCONV E () MOD G () SERVICE K () ENG CHG L () TIRE CHG M () DAMAGED T ()

PART REMOVED: PART NUMBER SERIAL NUMBER
PART INSTALLED: PART NUMBER SERIAL NUMBER
INSTALLED TSN: HRS LDGS MOS INSTALLED TSO: HRS LDGS MOS

WARRANTY TIME REMAINING: HRS LDGS MOS MAN-HOURS: HRS TENTHS PRICE: \$
SIGNOFF ANY WORK ACCOMPLISHED BELOW.

Table with columns: MO/DAY/YR, TECHNICIAN, INSPECTOR, MAN-HOURS. Includes entries for #260171, #260172, #260173, #260174.

260176 PART NAME: CABIN PORTABLE EXTINGUISHER MM 5-10-00
REASON REMOVED: (CHECK ONE) TECHNICIAN: INSP:
TIME A () FAIL B () WORN C () LOANER D () SCHEDCONV E () MOD G () SERVICE K () ENG CHG L () TIRE CHG M () DAMAGED T ()
PART REMOVED: PART NUMBER SERIAL NUMBER
PART INSTALLED: PART NUMBER SERIAL NUMBER
INSTALLED TSN: HRS LDGS MOS INSTALLED TSO: HRS LDGS MOS

WARRANTY TIME REMAINING: HRS LDGS MOS MAN-HOURS: HRS TENTHS PRICE: \$
SIGNOFF ANY WORK ACCOMPLISHED BELOW.

Table with columns: MO/DAY/YR, TECHNICIAN, INSPECTOR, MAN-HOURS. Includes entries for #260181, #260182, #260183, #260184.

260166, 260176
COCKPIT/CABIN PORTABLE FIRE EXTINGUISHER - REMOVAL AND INSTALLATION, WEIGHT CHECK, DISCHARGE/OVERHAUL AND REFILL,
HYDROSTATIC TEST, INSPECTION (REFER TO FIGURES 1 AND 2 ON CARD 26-2)

REMOVED SN 362A ATLANTIC AIR

SERVICEABLE PART TAG

ITEM DESCRIPTION

ACTUATOR

P/N

1389T100-7

S/N

160

REMARKS

OVERHAULED & TESTED

INSPECTION PRIOR TO USE

CUSTOMER ORDER No.

T S O

0100

DATE

5-30-91

MECH.

BAD

INSP.



Consolidated Aircraft Supply Co., Inc.

55 RAYNOR AVE., RONKONKOMA, NY 11779

F.A.A. Repair Station No. G11R167K

ACCESSORIES

516-981-7700

800-422-6300


FAX-516-981-7706

MAINTENANCE RELEASE

The Aircraft appliance identified on reverse side was repaired and inspected in accordance with current regulations of the Federal Aviation Administration and is approved for return to service.

Pertinent details of the repair are on file at this agency under work order No. 91-1757

Date 5-30-91

Signed: 

SIGNATURE OF AUTHORIZED INDIVIDUAL

CONSOLIDATED AIRCRAFT SUPPLY CO., Inc.

Certificate No. G11R167K

55 Raynor Avenue, Ronkonkoma, N. Y. 11779

CONSOLIDATED AIRCRAFT SUPPLY CO.

55 RAYNOR AVENUE

RONKONKOMA, NEW YORK, 11779

REF- _____

DATE- 5-30-91

NOMENCLATURE- ACTUATOR

CUSTOMER- Atlantic Air

WORK PERFORMED- O/H

PART NUMBER- 1389T100-7

SERIAL NUMBER- 160

JOB NUMBER- 91-1757

RECEIVING-REMARKS- O/H

TEARDOWN-REMARKS- Full body inspection

INSPECTION-REMARKS- O/H detail



SIGNATURE- [Signature]

OPERATOR: ED-WEST, INC.

WORK COMPLIANCE FORM NO. 27.180

AIRCRAFT NO.: 368

MODEL: 1124A WESTWIND

AIRCRAFT REG.: N368MD

ISSUED 07-88 REV.

PAGE 1

88349	WORK DUE AT	* = APU HRS.			RECORD TIME WORK ACCOMPLISHED FOR EACH TASK. KEEP TOP COPY FOR YOUR RECORDS. RETURN CARBON COPY TO CSI FOR UPDATING.
27-019	DATE	HOURS	LANDINGS	CYCLES	
29 29					

UNSCHEDULED

WORK ACCOMPLISHED: DATE: MONTH 12 DAY 1 YEAR 92 AIRCRAFT HOURS: 5188 LANDINGS: 3829

TECHNICIAN SIGNATURE: [Signature] CERTIFICATE NUMBER: 560767740

INSPECTED BY: [Signature] KIND OF CERTIFICATE: A+P

 270246 PART NAME: FLAP PRIME MOTOR MM 27-50-00
 REASON REMOVED: (CHECK ONE) TECHNICIAN: [Signature] INSP: [Signature]
 TIME A () FAIL B (X) WORN C () LOANER D () SCHED CONV E () MOD G () SERVICE K () ENG CHG L () TIRE CHG M () DAMAGED T ()

PART REMOVED: PART NUMBER 193543-1 SERIAL NUMBER: 362A

PART INSTALLED: PART NUMBER 193543-1 SERIAL NUMBER: 160

TIME SINCE NEW: HRS _____ LDGS _____ NOS _____ TIME SINCE OVERHAUL: HRS 0 LDGS _____ NOS _____

WARRANTY TIME REMAINING: HRS _____ LDGS _____ NOS 6 MAN-HOURS: HRS 2 TENTHS 2 PRICE: \$ 6750.00

 270246

NOTE: THE FOLLOWING ADDITIONAL WCF(S) ARE REQUIRED TO PERFORM THIS TASK 27.T03.

FLAP DRIVE (PRIME) MOTOR - REMOVAL AND INSTALLATION (REFER TO ILLUSTRATION ON CARD 27-4)
 CONSUMABLES: SAFETY WIRE

A REMOVAL

1. REMOVE MAIN BAGGAGE COMPARTMENT FRONT PANEL.
2. DISENGAGE FLAPS CONTROL CIRCUIT BREAKER ON OVERHEAD PANEL AND CB2-5 FLAPS CIRCUIT BREAKER ON NO.2 DC CONTACTOR.
3. REMOVE SAFETY WIRE AND DISCONNECT ELECTRICAL CONNECTOR AT DRIVE MOTOR.
4. REMOVE SAFETY WIRE AND LOOSEN NUTS SECURING FLEXIBLE DRIVE SHAFTS TO FLAP DRIVE MOTOR AND DISCONNECT DRIVE SHAFTS.
5. REMOVE BOLTS AND WASHERS SECURING FLAP DRIVE MOTOR TO BRACKET. REMOVE FLAP DRIVE MOTOR.

CAUTION: DO NOT DISTURB FLEXIBLE DRIVE SHAFTS ADJUSTMENT.

6. RECORD PART NUMBER, SERIAL NUMBER AND REASON REMOVED IN SPACE PROVIDED ON PAGE 1.

B INSTALLATION

1. OK TO INSTALL. RECORD PART NUMBER, SERIAL NUMBER AND UNIT TIME IN SPACE PROVIDED ON PAGE 1.
2. POSITION FLAP DRIVE MOTOR ON BRACKET.
3. INSTALL BOLTS AND WASHERS SECURING FLAP DRIVE MOTOR TO BRACKET.
4. CONNECT FLEXIBLE DRIVE SHAFTS TO FLAP DRIVE MOTOR, TIGHTEN NUTS AND SAFETYWIRE.
5. CONNECT ELECTRICAL CONNECTOR TO FLAP DRIVE MOTOR AND SAFETYWIRE.
6. ENGAGE FLAPS CONTROL CIRCUIT BREAKER ON OVERHEAD PANEL AND FLAP CIRCUIT BREAKER ON NO.2 DC CONTACTOR BOX.
7. CHECK FLAPS ADJUSTMENT. REFER TO WORK COMPLIANCE FORM 27.T03.
8. INSTALL MAIN BAGGAGE COMPARTMENT FRONT PANEL.

OPERATOR: ED-WEB, INC.
 AIRCRAFT NO.: 368
 AIRCRAFT REG.: N368MD

REPORT DATE 09/14/93
 MODEL: 1124A WESTWIND
 ISSUED 07-88 REV.

WORK COMPLIANCE FORM NO. 27.230A
 CARD NO: 27- 8

PAGE 1

93257	WORK DUE AT	* = APU HRS		
27-028	DATE	HOURS	LANDINGS	CYCLES
29 29		5415		

RECORD TIME WORK ACCOMPLISHED FOR EACH TASK. KEEP TOP COPY FOR YOUR RECORDS. RETURN CARBON COPY TO CSI FOR UPDATING.

CHECK CURRENT DUE LIST FOR DUE TIME CHANGES

WORK ACCOMPLISHED: DATE: MONTH 12 DAY 1 YEAR 92 AIRCRAFT HOURS: 5188 LANDINGS: 3829

TECHNICIAN SIGNATURE: [Signature] KIND OF CERTIFICATE & NO: 580767240

INSPECTED BY: [Signature] KIND OF CERTIFICATE & NO: HP

THE FOLLOWING WORK IS DUE AT THE TIME(S) NOTED ABOVE:

	TECHNICIAN	INSPECTOR	MAN-HOURS HRS.THS
270280 INSPECT/LUBRICATE LEFT INBOARD/OUTBOARD FLEXIBLE SHAFT...MM 27-50-00.....	<u>[Signature]</u>	<u>[Signature]</u>	
950180 SL WW-2424			
270285 INSPECT/LUBRICATE RIGHT INBOARD/OUTBOARD FLEXIBLE SHAFT...MM 27-50-00.....	<u>[Signature]</u>	<u>[Signature]</u>	
950185 SL WW-2424			

270280, 270285			

NOTE: THE FOLLOWING ADDITIONAL WCF(S) ARE REQUIRED TO PERFORM THIS TASK 27.T03.

INSPECT/LUBRICATE INBOARD/OUTBOARD FLEXIBLE SHAFT (REFER TO FIGURES 1, 2, 3, 4 AND TABLE 1 ON CARD 27-8)
 EQUIPMENT/CONSUMABLES: TORQUE WRENCH 0 TO 25 INCH-POUNDS, LOCKWIRE, CLEAN SHOP TOWELS, LUBRICANT MIL-G-81322 OR MIL-G-23827, THRUST WASHER KIT P/N CAI-140

1. EXTEND SPEED BRAKES AND LIFT DUMPERS AND RELIEVE MAIN HYDRAULIC PRESSURE.
2. EXTEND WING FLAPS TO THE FULL DOWN POSITION AND DISENGAGE FLAP CONTROL CIRCUIT BREAKER.

NOTE: VERIFY HYDRAULIC PRESSURE IS DEPLETED BEFORE TURNING DC POWER OFF.

3. REMOVE FRONT PANEL OF MAIN BAGGAGE COMPARTMENT TO GAIN ACCESS TO NO.2 DC CONTACTOR BOX AND FLEX SHAFTS.
4. DISENGAGE CB2-5 CIRCUIT BREAKER, LOCATED IN NO.2 DC CONTACTOR BOX.

NOTE: DO NOT DISTURB ANY WING FLAP ACTUATOR ROD-END ADJUSTMENTS OR OTHERWISE CHANGE ACTUATOR POSITION DURING REMOVAL OR REINSTALLATION OF FLEX SHAFTS.

5. REMOVE FLEX SHAFT ASSEMBLY P/N 193545-505 FROM PRIME MOVER TO RIGHT-HAND INBOARD FLAP ACTUATOR.
6. REMOVE FLEX SHAFT ASSEMBLY P/N 193545-501, FROM PRIME MOVER TO LEFT-HAND INBOARD FLAP ACTUATOR.
7. REMOVE BOTH FLEX SHAFT ASSEMBLIES P/N 193545-1, CONNECTING INBOARD ACTUATOR TO OUTBOARD ACTUATOR ON BOTH LEFT AND RIGHT FLAPS.
8. SLIDE COUPLING HEX NUT BACK ON HOUSING TO EXPOSE SPLINE COLLAR. CLEAN EXPOSED COLLAR.
9. SUPPORT SPLINE COLLAR FOR REMOVAL OF ROLL PIN. USING A FLAP END PUNCH, DRIVE ROLL PIN FROM SPLINE COLLAR AVOIDING ANY DAMAGE TO SPLINE COLLAR. REPLACEMENT OF PIN RECOMMENDED.
10. REMOVE SPLINE COLLAR AND THRUST WASHER FROM FLEX SHAFT AND WITHDRAW SHAFT FROM HOUSING.

NOTE: SPLINE COLLAR AND THRUST WASHER MUST BE REINSTALLED IN SAME POSITION FROM WHICH IT WAS REMOVED.

11. WIPE ALL LUBRICANT FROM FLEX SHAFT USING CLEAN SHOP TOWELS, AND INSPECT FLEX SHAFT AND HOUSING AS FOLLOWS:
 - A. CHECK WIRE BRAIDING FOR EXCESSIVE WEAR, KINKS, CORROSION OR OTHER OBVIOUS DEFECTS. VISUALLY CHECK SPLINE COLLARS FOR BROKEN TEETH, TWISTED FITTINGS, BURRS AND CRACKS. ROLL PIN HOLE DIAMETER SHALL NOT EXCEED .160 INCH.
 - B. CHECK FOR BROKEN OR WORN STRANDS OF WIRE. WEAR ON THE INDIVIDUAL WIRE SHALL NOT EXCEED 25 PERCENT OF ITS DIAMETER.
 - C. CHECK HOUSING FOR ANY DEFORMITIES OR OBVIOUS DEFECTS.
 - D. ANY DEFECTS DISCOVERED IN STEPS A., B., OR C. WILL NECESSITATE REPLACEMENT OF SUBJECT FLEX SHAFT ASSEMBLY.
12. LUBRICATE AND REASSEMBLE FLEXSHAFT ASSEMBLIES. REFER TO NOTE PRIOR TO REASSEMBLY.

NOTE: 1. REASSEMBLE USING THE SAME QUANTITY AND THICKNESS THRUST WASHERS AS WERE REMOVED AT DISASSEMBLY.
 2. REQUIRED HOLE DIMENSIONS FOR THE SPLINE COLLAR ROLL PIN INSTALLATIONS ARE: P/N MS9047-101 -.125 INCH TO .129 INCH, P/N MS9047-132 (OVERSIZE) - .156 INCH TO .160 INCH.

Bedford Aviation

SERVICEABLE PART TAG

ITEM DESCRIPTION

Pump Assy

P/M

2070C01T3

S/N

T/222

REMARKS

OVERHAULED & TESTED

INSPECTION PRIOR TO USE

CUSTOMER ORDER No.

T S O

0:00

DATE

12/18/91

MECH.

[Signature]

INSP.



Consolidated Aircraft Supply Co., Inc.

55 RAYNOR AVE., RONKONKOMA, NY 11779

F.A.A. Repair Station No. G11R167K

ACCESSORIES

516-981-7700

800-422-6300

FAX-516-981-7706

MAINTENANCE RELEASE

The Aircraft appliance identified on reverse side was repaired and inspected in accordance with current regulations of the Federal Aviation Administration and is approved for return to service.

Pertinent details of the repair are on file at this agency under

work order No. 91-6080

Date 12/18/91

Signed: 

SIGNATURE OF AUTHORIZED INDIVIDUAL

CONSOLIDATED AIRCRAFT SUPPLY CO., Inc.

Certificate No. G11R167K

55 Raynor Avenue, Ronkonkoma, N. Y. 11779

OPERATOR: ED-WES, INC.

WORK COMPLIANCE FORM NO.

28-020

AIRCRAFT NO.: 368

MODEL: 1124A WESTWIND

CARD NO: 28-1

010

AIRCRAFT REG.: N368MD

ISSUED 07-88 REV. 02-92

PAGE 1

92056	WORK DUE AT	* = APU HRS.			RECORD TIME WORK ACCOMPLISHED FOR EACH TASK. KEEP TOP COPY FOR YOUR RECORDS. RETURN CARBON COPY TO CSI FOR UPDATING.
28-001	DATE	HOURS	LANDINGS	CYCLES	
29 29					

UNSCHEDULED

WORK ACCOMPLISHED: DATE: MONTH 9 DAY 26 YEAR 92 AIRCRAFT HOURS: 5151 LANDINGS: 3777

TECHNICIAN SIGNATURE: [Signature] KIND OF CERTIFICATE & NO.: 560767740

INSPECTED BY: [Signature] KIND OF CERTIFICATE & NO.: ATP

280126 PART NAME: LEFT ALTERNATE BOOST PUMP MM 28-20-00
 REASON REMOVED: (CHECK ONE) TECHNICIAN: _____ INSP: _____
 TIME A () FAIL B () WORN C () LOANER D () SCHED CONV E () MOD G () SERVICE K () ENG CHG L () TIRE CHG M () DAMAGED T ()

PART REMOVED: PART NUMBER _____ SERIAL NUMBER: _____

PART INSTALLED: PART NUMBER _____ SERIAL NUMBER: _____

TIME SINCE NEW: HRS _____ LDGS _____ MOS _____ TIME SINCE OVERHAUL: HRS _____ LDGS _____ MOS _____

WARRANTY TIME REMAINING: HRS _____ LDGS _____ MOS _____ MAN-HOURS: HRS _____ TENTHS _____ PRICE: \$ _____
 SIGNOFF ANY WORK ACCOMPLISHED BELOW. TECHNICIAN INSPECTOR MAN-HOURS

280128 CHECK LEFT ALTERNATE BOOST PUMP BRUSH WEAR...NO REF.
 R 281150 CHECK OPERATION OF FUEL BOOST PUMPS...MM 28-00-00.....

280131

280136 PART NAME: RIGHT ALTERNATE BOOST PUMP MM 28-20-00
 REASON REMOVED: (CHECK ONE) MAIN TECHNICIAN: [Signature] INSP: [Signature]
 TIME A () FAIL B () WORN C () LOANER D () SCHED CONV E () MOD G () SERVICE K () ENG CHG L () TIRE CHG M () DAMAGED T ()

PART REMOVED: PART NUMBER 2070C01T3 SERIAL NUMBER: T 100

PART INSTALLED: PART NUMBER 2070C01T3 SERIAL NUMBER: T 1222

TIME SINCE NEW: HRS _____ LDGS _____ MOS _____ TIME SINCE OVERHAUL: HRS 0 LDGS _____ MOS _____

WARRANTY TIME REMAINING: HRS _____ LDGS _____ MOS _____ MAN-HOURS: HRS _____ TENTHS _____ PRICE: \$ _____
 SIGNOFF ANY WORK ACCOMPLISHED BELOW. TECHNICIAN INSPECTOR MAN-HOURS

280138 CHECK RIGHT ALTERNATE BOOST PUMP BRUSH WEAR...NO REF.
 R 281150 CHECK OPERATION OF FUEL BOOST PUMPS...MM 28-00-00.....

280121, 280126, 280131, 280136

NOTE: THE FOLLOWING ADDITIONAL WCF(S) MAY BE REQUIRED TO PERFORM THIS TASK 28.T01, 28.T02.

BOOST PUMP - REMOVAL AND INSTALLATION (REFER TO FIGURES 1, 2 AND 3 ON CARD 28-1)

NOTE: FOR BOOST PUMP PERFORM STEPS A AND B. FOR (NEW) BOOST PUMP PERFORM STEPS C AND D. REFER TO ILLUSTRATIONS FOR EFFECTIVITES.

EQUIPMENT/CONSUMABLES: AS APPLICABLE: GASKET P/N 2653080-501, SEAL P/N 2653066, GASKET P/N 5653054, O-RING (2 EACH) P/N NS29513-215, GASKET P/N 4653743-1, TORQUE WRENCH 0 TO 70 INCH-POUNDS, GASKET P/N 4653743-501, SEAL WASHERS P/N NAS1598-4R

A REMOVAL (REFER TO FIGURE 1) (FOR AIRCRAFT S/N 154, 187-225, 227, 229, 232-234)

NOTE: FOR AIRCRAFT POST SERVICE LETTER WW-2434, PERFORM REMOVAL/INSTALLATION IN ACCORDANCE WITH 28-20-00, PARAGRAPHS 3 AND 4.

CONSOLIDATED AIRCRAFT SUPPLY CO.

55 RAYNOR AVENUE

RONKONKOMA, NEW YORK, 11779

REF - _____

DATE - 12/16/91

NOMENCLATURE -

Pump Assy

CUSTOMER - *Bedford Aviation*

WORK PERFORMED -

OVERHAULED & TESTED

PART NUMBER -

2070001-T3

SERIAL NUMBER -

F-1222

JOB NUMBER -

91-6080

RECEIVING-REMARKS -

OVERHAULED & TESTED

used to A-T3 pump

TEARDOWN-REMARKS -

Unit extremely dirty, bearing rough, commutator eroded, brush body worn, carbon seal leaking,

INSPECTION-REMARKS -

OVERHAULED & TESTED

SIGNATURE -

[Handwritten Signature]

SERVICEABLE PART

Manufacturer STRATOPOWER

Part Name HYD. PUMP Ser. No. A2-84

Part No. 713524-507 Model 65WED1031-3

Type Ship & No. —

Remarks REPAIRED LEAKING PUMP -

REPLACED ALL SEALS & TESTED.

Overhauled Repaired Bench Tested

By A. Baarsma

Form W-10

ATLANTIC AVIATION CORP.

NEW CASTLE COUNTY AIRPORT

153 NORTH DUPONT HIGHWAY

NEW CASTLE, DE 19720

MAINTENANCE RELEASE

The aircraft and/or component identified on reverse side was repaired and inspected in accordance with current Federal Aviation Regulations and is approved for Return to Service. Pertinent Details of the repair are on File at this agency under work order No. 1154

Date 2/3/94 Signed [Signature] for (AAC A52)

ATLANTIC AVIATION CORP.

NEW CASTLE COUNTY AIRPORT 153 NORTH DUPONT HIGHWAY NEW CASTLE, DE 19720

Certified Repair Station No. QU2R122L

Airframe Class 1, 2, 3, 4 (No Limitation)

Radio Class 1, 2, 3

Limited Ratings:

Autopilot

Flight Director

Instrument

ATLANTIC AVIATION CORP.

PART NUMBER: WOENTRY REV: WORK ORDER: 011154390



DESC: (SEE "ITEM" SECTION BELOW) PROM-DATE: 02/03/94
 DRAWING: QUANTITY: 1.000
 WORK CENTER: DUE DATE: 02/03/94
 REL-TO-STK: 02/03/94 DISTB DATE: 02/03/94 START DATE: 02/03/94
 JOB NUMBER: LATE ROUTING SET: 06/08/93 LABOR UNIT OF MEASURE: EA
 ROUTING NO: WOENTRY ALTERNATE:
 AIRCRAFT TYPE CODE: 20 IAI UNASSIGNED
 SERIAL NO: 368 REGISTRATION NO: UNK JCN NUMBER:

OPER	WORK COST	DES TOTAL	BUD	PLANNED
LNE NO	CNTR CNTR	OPER/DESCRIPTION	HOURS	YIELD% QUANTITY-IN
1 00	VV 00	GENERAL	8.000	1.000



N *****
 N AAC/WARR MSP OTHER _____
 N DEM/WARR SPEC/PRG O.T. AUTHORIZED: Y OR N
 N *****

N CUSTOMER AUTHORIZATION: _____
 N *****
 N ITEM: P/N 713524-507 , S/N A2-84 . HYDRAULIC PUMP - RESEAL &
 N TEST . P/O # C983274 .

N REPAIRED AND TESTED PUMP PER MFG SPECS.
 N CORRECTIVE ACTION: DISASSEMBLED, CLEANED AND INSPECTED.
 N VISUAL INSPECTION REVEALED THAT PUMP HEAD
 N SEALS HAD FAILED. ALL OTHER INTERNAL PARTS
 N SHOWED NORMAL WEAR EXCEPT SHAFT SEAL THAT
 N HAD A WEAR GROOVE. LAPPED SHAFT SEAL MATING
 N SURFACES AS NECESSARY TO REMOVE GROOVE, FOLLOWED
 N BY POLISHING. REASSEMBLED PUMP USING NEW SEALS.
 N ON REASSEMBLY RE-SHIMMED PUMP FOR THE CORRECT
 N INTERNAL CLEARANCES. FUNCTIONALLY TESTED AND
 N SET COMPENSATOR AS NEEDED. SAFETY-WIRED.

N P/N _____ S/N OFF _____
 N CR# _____ S/N ON _____
 N *****

N DATE: 2/3/94 TECH: Chasms SUPR: _____ INSP: SRB

N ADD ITEM TO PRODUCT MASTER FILE: YES? OR NO?

OPERATOR: ED-WES, INC.

WORK COMPLIANCE FORM NO. 29.120

AIRCRAFT NO.: 368

MODEL: 1124A WESTWIND

AIRCRAFT REG.: N368MD

ISSUED 07-88 REV. 08-90

PAGE 1

90235 29-015 29 29	WORK DUE AT				RECORD TIME WORK ACCOMPLISHED FOR EACH TASK. KEEP TOP COPY FOR YOUR RECORDS. RETURN CARBON COPY TO CSI FOR UPDATING.
	DATE	HOURS	* = APU HRS LANDINGS	CYCLES	

UNSCHEDULED

WORK ACCOMPLISHED: DATE: MONTH 2 DAY 4 YEAR 94 AIRCRAFT HOURS: 5390 LANDINGS: 4040

TECHNICIAN SIGNATURE: [Signature] CERTIFICATE NUMBER: 560767740

INSPECTED BY: [Signature] KIND OF CERTIFICATE: A+P

290141 PART NAME: LEFT HYDRAULIC PUMP MM 29-10-00
REASON REMOVED: (CHECK ONE) TECHNICIAN: _____ INSP: _____
TIME A () FAIL B () WORN C () LOANER D () SCHED CONV E () MOD G () SERVICE K () ENG CHG L () TIRE CHG M () DAMAGED T ()

PART REMOVED: PART NUMBER _____ SERIAL NUMBER: _____

PART INSTALLED: PART NUMBER _____ SERIAL NUMBER: _____

TIME SINCE NEW: HRS _____ LDGS _____ MOS _____ TIME SINCE OVERHAUL: HRS _____ LDGS _____ MOS _____

WARRANTY TIME REMAINING: HRS _____ LDGS _____ MOS _____ MAN-HOURS: HRS _____ TENTHS _____ PRICE: \$ _____

SIGNOFF ANY WORK ACCOMPLISHED BELOW. TECHNICIAN INSPECTOR MAN-HOURS
HRS.THS

290143 INSPECTION/LUBRICATION LEFT HYDRAULIC PUMP SPLINES...SM 72-00-00.....
R

290176 PART NAME: RIGHT HYDRAULIC PUMP MM 29-10-00
REASON REMOVED: (CHECK ONE) TECHNICIAN: _____ INSP: _____
TIME A () FAIL B () WORN C () LOANER D () SCHED CONV E () MOD G () SERVICE K () ENG CHG L () TIRE CHG M () DAMAGED T ()

PART REMOVED: PART NUMBER 5713524 SERIAL NUMBER: A2-122

PART INSTALLED: PART NUMBER 5713524-507 SERIAL NUMBER: A2-84

TIME SINCE NEW: HRS _____ LDGS _____ MOS _____ TIME SINCE OVERHAUL: HRS 0 LDGS _____ MOS _____

WARRANTY TIME REMAINING: HRS _____ LDGS _____ MOS _____ MAN-HOURS: HRS _____ TENTHS _____ PRICE: \$ _____

SIGNOFF ANY WORK ACCOMPLISHED BELOW. TECHNICIAN INSPECTOR MAN-HOURS
HRS.THS

290178 INSPECTION/LUBRICATION RIGHT HYDRAULIC PUMP SPLINES...SM 72-00-00.....
R

290141, 290176
ENGINE HYDRAULIC PUMP - REMOVAL AND INSTALLATION, INSPECT/LUBRICATE SPLINES (REFER TO FIGURES 1, 2 AND 3 ON CARD 29-5)
EQUIPMENT/CONSUMABLES: TORQUE WRENCH 0 TO 100 INCH-POUNDS, SKYDROL 500B OR EQUIVALENT, GREASE AEROSHELL 17 (MIL-G-21164), GREASE AEROSHELL 22 (MIL-G-81322), MOBIL GREASE NO.28 (MIL-G-81322), MOBIL GREASE NO.29 MOLYBDENUM-DISULPHIDE (MIL-G-81827), GREASE MIL-G-21164 SOLVENT (FEDERAL SPECIFICATION PD-680 TYPE I), O-RING P/N 6270-012

A REMOVAL

1. ENGAGE ELECTRICAL POWER SUPPLY AND ENSURE FIRE EXT LH AND RH AND HYD SHUTOFF LH AND RH CIRCUIT BREAKERS ARE ENGAGED.
2. PUSH THE LEFT-HAND OR RIGHT-HAND FIRE BUTTON SWITCH (RED AND GUARDED). THE BUTTON WILL STAY IN.
3. THE HYDRAULIC SHUTOFF VALVE WILL CLOSE.
4. DISENGAGE THE LH OR RH HYD SHUTOFF CIRCUIT BREAKER (2 AMP).
5. RELEASE THE LEFT-HAND OR RIGHT-HAND FIRE BUTTON SWITCH.
6. DISENGAGE THE LR OR RH FIRE EXT CIRCUIT BREAKER (7-1/2 AMP).
7. RELEASE MAIN AND EMERGENCY HYDRAULIC PRESSURE.
8. RELEASE HYDRAULIC RESERVOIR AIR PRESSURE.

OPERATOR: ED-WEST, INC.

WORK COMPLIANCE FORM NO. 30.040

AIRCRAFT NO.: 368

MODEL: 1124A WESTWIND

AIRCRAFT REG.: N368MD

ISSUED 07-88 REV.

PAGE 1

88349	WORK DUE AT	* = APU HRS.			RECORD TIME WORK ACCOMPLISHED FOR EACH TASK. KEEP TOP COPY FOR YOUR RECORDS. RETURN CARBON COPY TO CSI FOR UPDATING.
30-005	DATE	HOURS	LANDINGS	CYCLES	
29 29					

UNSCHEDULED

WORK ACCOMPLISHED: DATE: MONTH 10 DAY 31 YEAR 92 AIRCRAFT HOURS: 5170 LANDINGS: 3802

TECHNICIAN SIGNATURE: [Signature] CERTIFICATE NUMBER: 560767740 AP

INSPECTED BY: [Signature] KIND OF CERTIFICATE: 560767740 AP

 300116 PART NAME: PRESSURE SWITCH MM 30-10-00
 REASON REMOVED: (CHECK ONE) TECHNICIAN: [Signature] INSP: [Signature]
 TIME A () FAIL B (X) WORN C () LOANER D () SCHED CONV E () MOD G () SERVICE K () ENG CHG L () TIRE CHG M () DAMAGED T ()

PART REMOVED: PART NUMBER 3753045-507 SERIAL NUMBER: 180

PART INSTALLED: PART NUMBER 3753045-507 SERIAL NUMBER: 287

TIME SINCE NEW: HRS 0 LDGS _____ MOS _____ TIME SINCE OVERHAUL: HRS _____ LDGS _____ MOS _____

WARRANTY TIME REMAINING: HRS _____ LDGS _____ MOS _____ MAN-HOURS: HRS _____ TENTHS _____ PRICE: \$ _____

300116

NOTE: THE FOLLOWING ADDITIONAL WCF(S) ARE REQUIRED TO PERFORM THIS TASK 30.100.

PRESSURE SWITCH - REMOVAL AND INSTALLATION

CONSUMABLES: O-RING P/N 8-0310-912HT

A REMOVAL

1. REMOVE FORWARD END OF REAR BAGGAGE COMPARTMENT ACCESS COVER TO GAIN ACCESS TO HIGH PRESSURE SWITCH AT STATION 432.00.
2. DISCONNECT ELECTRICAL CONNECTOR FROM SWITCH.
3. REMOVE AND CAP LINE TO HIGH PRESSURE SWITCH.
4. REMOVE FOUR SCREWS AND WASHERS SECURING HIGH-PRESSURE SWITCH BRACKET TO STRUCTURE AND REMOVE FROM AIRCRAFT.
5. REMOVE SWITCH FROM BRACKET.
6. REMOVE UNION FROM SWITCH AND REMOVE AND DISCARD O-RING.
7. RECORD PART NUMBER, SERIAL NUMBER AND REASON REMOVED IN SPACE PROVIDED ON PAGE 1.

B INSTALLATION

1. OK TO INSTALL. RECORD PART NUMBER, SERIAL NUMBER AND UNIT TIME IN SPACE PROVIDED ON PAGE 1.
2. INSTALLATION OF NEW O-RING P/N 8-0310-912HT ON UNION AND INSTALL UNION IN PRESSURE SWITCH.
3. REVERSE ORDER OF REMOVAL.
4. PERFORM SYSTEM OPERATIONAL CHECK. REFER TO WORK COMPLIANCE FORM 30.100.
5. CLOSE FORWARD END OF REAR BAGGAGE COMPARTMENT ACCESS COVER.

Garrett
General Aviation Services
Company

PARTIAL MAINTENANCE RELEASE TAG

NAME OF MFG.

PART NAME

Eng. Mounts

PART NO.

3071071-1

MODEL NO.

IFE 731-

SERIAL NO.

LOT NO.

HOURS

CYCLES

DATE

REMARKS

Mag Particle tested and cleaned

AS per MIL-STD-1949A

AVG 7MM

PARTIAL MAINTENANCE RELEASE TAG

THE PART/COMPONENT DESCRIBED ON THE REVERSE SIDE OF THIS TAG HAS BEEN REPAIRED AND INSPECTED IN ACCORDANCE WITH APPLICABLE MANUFACTURERS INSTRUCTIONS AND CURRENT FAA REGULATIONS TO THE EXTENT REQUESTED BY THE CUSTOMER AND IS SERVICEABLE IN THAT RESPECT ONLY. FURTHER REPAIRS AND/OR INSPECTIONS MAY BE REQUIRED.

PERTINENT DETAILS OF THIS REPAIR ARE ON FILE AT THE REPAIR STATION CHECKED BELOW, UNDER WORK ORDER # B520

SIGNATURE

[Handwritten Signature]



DATE

2-12-94

AUGUSTA
Bush Field, Augusta, Ga.
30960
Repair Station #701-28

LOS ANGELES
6201 W. Imperial Hgwy
Los Angeles, CA 90045
Repair Station #4022

HOUSTON
17250 Chanute Rd.
Houston, TX 77205
Repair Station #205-2

PHOENIX
2340 E. University Dr.
Phoenix, AZ. 85034
Repair Station #407-9

LONG ISLAND
2221 Smithtown Ave.
Ronkonkoma, NY 11779
Repair Station #1257

SPRINGFIELD
Capitol Airport
Springfield, IL 62705
Repair Station #3760

~~LOS ANGELES~~ TORRANCE
20251 Western Ave
TOR CA 90251

**Garrett
General Aviation Services
Company**



Garrett
General Aviation Services
Company

PARTIAL MAINTENANCE RELEASE TAG

NAME OF MFG.

PART NAME

Eng. Mounts

PART NO.

3071071-1

MODEL NO.

TFE731-

SERIAL NO.

LOT NO.

HOURS

CYCLES

DATE

REMARKS

MAG Particle tested AS per MIL-STD-

1949A and cleaned

AVG 7MM

PARTIAL MAINTENANCE RELEASE TAG

THE PART/COMPONENT DESCRIBED ON THE REVERSE SIDE OF THIS TAG HAS BEEN REPAIRED AND INSPECTED IN ACCORDANCE WITH APPLICABLE MANUFACTURERS INSTRUCTIONS AND CURRENT FAA REGULATIONS TO THE EXTENT REQUESTED BY THE CUSTOMER AND IS SERVICEABLE IN THAT RESPECT ONLY. FURTHER REPAIRS AND/OR INSPECTIONS MAY BE REQUIRED.

PERTINENT DETAILS OF THIS REPAIR ARE ON FILE AT THE REPAIR STATION CHECKED BELOW, UNDER WORK ORDER #

B5208

SIGNATURE

[Handwritten Signature]

DATE

7-12-94

AUGUSTA
Bush Field, Augusta, Ga.
30960
Repair Station #701-28

LOS ANGELES
8201 W. Imperial Hgwy
Los Angeles, CA 90045
Repair Station #4022

HOUSTON
17250 Chanute Rd.
Houston, TX 77205
Repair Station #205-2

PHOENIX
2340 E. University Dr.
Phoenix, AZ. 85034
Repair Station #407-9

LONG ISLAND
2221 Smithtown Ave.
Ronkonkoma, NY 11779
Repair Station #1257

SPRINGFIELD
Capitol Airport
Springfield, IL 62705
Repair Station #3760



*TORRANCE
20251 Western Ave
Tor CA 90251*

**Garrett
General Aviation Services
Company**





SYSTRON DONNER

SAFETY SYSTEMS DIVISION

FIRE/OVERHEAT DETECTOR

S/N 74043

PART NO. 3001-31-900/400 - 17

REV. F

QUALITY CONFORMANCE TESTS

TEST	DATA	LIMITS
ALARM TEMP	405	400 ± 25
DISCRETE	H ₀ 2	✓ ACCEPT
INTEGRITY (ELEC)	OK	
INTEGRITY (-65°)	OK	✓ ACCEPT
DIELECTRIC WITHSTANDING VOLTAGE	< .5	<u>< .5</u> MA @ <u>325</u> VAC
INSULATION RESISTANCE	> 20	<u>720</u> MEG @ <u>325</u> VDC

TESTED PER MPP 189 (U)

VISUAL REF. OUTLINE

DRAWING NO. 3001 REV. M

TD005
6/89

INSPECTOR _____

DATE _____



FEB 14 1993

1028
31.4



LIGHT MAINTENANCE MANUAL
TFE731-3/-3R-1G

TFE 731 ENGINE CALIBRATION AND PERFORMANCE
EVALUATION RUN DATA SHEET

DATE 6-29-94 ENGINE SERIAL NO. _____ AIRCRAFT SERIAL NO. 368

MAXIMUM N1 FOR AMBIENT CONDITIONS PER AIRCRAFT FLIGHT MANUAL
AND/OR APPROPRIATE AIRCRAFT DOCUMENT (BLEED AIR OFF) _____

THRUST REVERSER (CIRCLE ONE) YES NO

PRESSURE ALTITUDE (SET ALTIMETER TO 29.92 IN. HG) -20 FT. 2996

TA (OAT) (TAKEN IN SHADED AREA IMMEDIATELY OUTSIDE AIRCRAFT) 31 C° 87°

ENGINE PARAMETERS	MANUAL MODE CHECK		NORMAL MODE N1 AT:			
	MANUAL MODE AT TAKEOFF N1 OR MAX ITT	NORMAL MODE AT SAME N1 AS MANUAL MODE	TAKEOFF (POINT 1)	3% BELOW TAKEOFF (POINT 2)	6% BELOW TAKEOFF (POINT 3)	9% BELOW TAKEOFF (POINT 4)
N1 SPEED (AIRCRAFT INDICATOR)	960 %	%	98.5%	%	%	%
EEC INPUT N1 FREQUENCY CONVERTED TO % RPM			HZ %	HZ %	HZ %	HZ %
N2 SPEED (AIRCRAFT INDICATOR)	997 %	%	990%	%	%	%
EEC INPUT N2 FREQUENCY CONVERTED TO % RPM			HZ %	HZ %	HZ %	HZ %
ITT (AIRCRAFT INDICATOR)	873 C	C	870 C	C	C	C
ITT (DIGITAL THERMOMETER)			C	C	C	C
FUEL FLOW (AIRCRAFT INDICATOR)	PPH	PPH	1720 PPH	PPH	PPH	PPH
P3 PRESSURE (TEST GAGE)	PSIG	PSIG	PSIG	PSIG	PSIG	PSIG
P2.3 PRESSURE (TEST GAGE)			PSIG	PSIG	PSIG	PSIG

AF 5462.8
4134

#1 2316.6
1670

#2 5412.1
4073

907



LIGHT MAINTENANCE MANUAL
TFE731-3/-3R-1G

TFE 731 ENGINE CALIBRATION AND PERFORMANCE
EVALUATION RUN DATA SHEET

DATE 6-26-94 ENGINE SERIAL NO. 276727C AIRCRAFT SERIAL NO. 368

MAXIMUM N1 FOR AMBIENT CONDITIONS PER AIRCRAFT FLIGHT MANUAL AND/OR APPROPRIATE AIRCRAFT DOCUMENT (BLEED AIR OFF) 98.6

THRUST REVERSER (CIRCLE ONE) YES NO

PRESSURE ALTITUDE (SET ALTIMETER TO 29.92 IN. HG) 29.96 FT.

TA (OAT) (TAKEN IN SHADED AREA IMMEDIATELY OUTSIDE AIRCRAFT) 81°F 27°C

ENGINE PARAMETERS	MANUAL MODE CHECK		NORMAL MODE N1 AT:			
	MANUAL MODE AT TAKEOFF N1 OR MAX ITT	NORMAL MODE AT SAME N1 AS MANUAL MODE	TAKEOFF (POINT 1)	3% BELOW TAKEOFF (POINT 2)	6% BELOW TAKEOFF (POINT 3)	9% BELOW TAKEOFF (POINT 4)
N1 SPEED (AIRCRAFT INDICATOR)	97.7 %	98.6 %	98.6 %	95.6 %	92.6 %	89.6 %
EEC INPUT N1 FREQUENCY			HZ	HZ	HZ	HZ
CONVERTED TO % RPM			%	%	%	%
N2 SPEED (AIRCRAFT INDICATOR)	98.4 %	98.8 %	98.8 %	97.4 %	96.2 %	95.0 %
EEC INPUT N2 FREQUENCY			HZ	HZ	HZ	HZ
CONVERTED TO % RPM			%	%	%	%
ITT (AIRCRAFT INDICATOR)	889 °C	884 °C	884 °C	842 °C	814 °C	787 °C
ITT (DIGITAL THERMOMETER)			°C	°C	°C	°C
FUEL FLOW (AIRCRAFT INDICATOR)	1790 PPH	1800 PPH	1800 PPH	1620 PPH	1440 PPH	1320 PPH
P3 PRESSURE (TEST GAGE)	147 PSIG	193 PSIG	193 PSIG	178 PSIG	162 PSIG	150 PSIG
P2.3 PRESSURE (TEST GAGE)			PSIG	PSIG	PSIG	PSIG

OPERATOR: ED-WES, INC.
AIRCRAFT PROD NO. 368
AIRCRAFT REG.: N368MD

05/25/94
MODEL: 1124A WESTWIND
ISSUED 07-88 REV. 12-92

WORK ACCOMPLISHED: DATE: MONTH 5 DAY 25 YEAR 94 AIRCRAFT HOURS: 5452 LANDINGS: 4118

TECHNICIAN SIGNATURE: _____ KIND OF CERTIFICATE & NO: _____

INSPECTED BY: A. Lopez KIND OF CERTIFICATE & NO: CRS AN32377L

710101 PART NAME: LEFT ENGINE MM 71-00-00
REASON REMOVED: (CHECK ONE) TECHNICIAN: _____ INSP: _____
TIME A () FAIL B () WORN C () LOANER D () SCHED CONV E () MOD G () SERVICE K () ENG CHG L (X) TIRE CHG M () DAMAGED T ()

PART REMOVED: PART NUMBER: 3072500-2 SERIAL NUMBER: P-77482

PART INSTALLED: PART NUMBER: _____ SERIAL NUMBER: _____

INSTALLED TSN: HRS _____ LDG _____ MOS _____ INSTALLED TSO: HRS _____ LDG _____ MOS _____

WARRANTY TIME REMAINING: HRS _____ LDG _____ MOS _____ MAN-HOURS: HRS _____ TENTHS _____ PRICE: \$ _____

NOTE: 1. IF THE LEFT ENGINE IS REPLACED, UPDATE THE INSTALLED ENGINE COMPONENT AND SERVICE RECORDS BY FILLING OUT THE INFORMATION BELOW OR BY SENDING A COPY OF THE ENGINE LOG BOOK TO CAMP SYSTEMS, INC. FOR PROCESSING.
2. REFERENCE WORK COMPLIANCE FORM 71.T01 FOR ENGINE CHANGE PROCEDURE (OPERATORS WITH TEXT ONLY).

710101 LEFT ENGINE CHANGE
NOTE: RECORD ENGINE INSPECTION INFORMATION BELOW FOR ENGINE BEING INSTALLED.

ENG HRS TECHNICIAN

(710116) (NKP) (X) MAJOR PERIODIC INSPECTION: REF ENG LMM 72-00-00
REFER TO WORK COMPLIANCE FORM 71.T01 FOR TEXT (OPERATORS WITH TEXT ONLY)
RECORD TOTAL ENGINE HOURS MAJOR PERIODIC INSPECTION WAS ACCOMPLISHED: 5147.0 LA
22
RECORD IF APPLICABLE:

() REVISE MAJOR PERIODIC INSPECTION FREQUENCY TO: _____ ENG HRS
(720106) (NKP) (X) INSPECT ACCESSORY GEARBOX: REF ENG LMM 72-60-02
RECORD TOTAL ENGINE HOURS ACCESSORY GEARBOX INSPECTION WAS ACCOMPLISHED: 5147.0 LA
22

(725053) (NKP) (X) INSPECT FAN SUPPORT ASSEMBLY: REF ENG LMM 72-70-06
RECORD TOTAL ENGINE HOURS FAN SUPPORT ASSEMBLY INSPECTION WAS ACCOMPLISHED: 5147.0 LA
22

(725069) (NKP) (X) INSPECT PLENUM CASE: REF ENG LMM 72-00-00
RECORD TOTAL ENGINE HOURS PLENUM CASE INSPECTION WAS ACCOMPLISHED: 5147.0 LA
22

(726001) (NKP) (X) INSPECT COMPRESSOR CORE: REF ENG LMM 72-00-00
REFER TO WORK COMPLIANCE FORM 71.T01 FOR TEXT (OPERATORS WITH TEXT ONLY)
RECORD TOTAL ENGINE HOURS COMPRESSOR CORE INSPECTION WAS ACCOMPLISHED: 5147.0 LA
22

IS GARRETT SB TFE 731-74-3006 COMPLIED WITH? YES _____ NO _____

NOTE: INITIAL THE SERVICE TASKS BELOW WHICH WERE ACCOMPLISHED DURING ENGINE CHANGE. IF TASKS WERE NOT ACCOMPLISHED DURING ENGINE CHANGE, RECORD TIME ACCRUED SINCE TASK LAST ACCOMPLISHED.

TIME ACCRUED SINCE

TECHNICIAN INSPECTOR MANHOURS LAST ACCOMPLISHED

240121 () CHECK STARTER/GENERATOR BRUSH WEAR...MM 80-10-10.....

240123 () INSP/LUBE STARTER/GENERATOR SPLINE...ENG SM 72-00-00...

290143 () INSP/LUBE HYDRAULIC PUMP SPLINE...ENG LMM 72-00-00.....

CSI LINK
05/25/94

WORK COMPLIANCE FORM: 71.010

OPERATOR: ED-WES, INC.
AIRCRAFT PROD NO. 368
AIRCRAFT REG.: N368MD

MODEL: 1124A WESTWIND << CONTINUED >>
ISSUED 07-88 REV. 12-92

PAGE 2

710106 () INSPECT ENGINE...ENG SM 72-00-00.....

710110 (X) INSP ENGINE PLUMBING LINES AND CONNECTIONS..MM 72-00-00 5147.0 LA 22

710606 (X) INSPECT FAN ROTOR ASSEMBLY...ENG LMM 72-00-00..... 5147.0 LA 22

R 710650 () INSPECT INLET NACELLE...MM 54-00-00.....

713101 () ADJUST/TRIM CHECK ENGINE...MM 71-00-00.....

713106 () COMPRESSOR WASH...LMM 72-00-00.....

726003 () CHECK N1 SPOOLDOWN...ENG SM 72-00-00.....

730109 () REPLACE FUEL CONTROL FILTER...LMM 73-21-01.....

730116 (X) INSPECT/CLEAN/REPLACE FUEL FILTER...ENG SM 72-00-00..... 5147.0 LA 22

732111 () ADJUST/TEST FLOWMETER SYSTEM...MM 28-40-00.....

731616 () CHECK FUEL MANIFOLD CROSSFLOW...ENG LMM 72-00-00.....
HAS S.B. NO. 73-3016 BEEN C/W? YES () NO ()

740106 (X) CHECK IGNITION SERVICEABILITY...ENG LMM 72-00-00..... 5147.0 LA 22

740116 (X) INSPECT 6 O'CLOCK PLUG...ENG LMM 74-00-01..... 5147.0 LA 22

740126 (X) INSPECT 7 O'CLOCK PLUG...ENG LMM 74-00-01..... 5147.0 LA 22

750111 () TEST ENGINE A/I PRESURE SWITCH...LMM 75-10-01.....

780116 () OPERATIONAL CHECK THRUST REVERSER...MM 78-30-00.....

790116 (X) SOAP CHECK...ENG SM 72-00-00..... 5147.0 LA 22
() REVISE SOAP CHECK FREQUENCY (IF APPLICABLE) TO: _____ ENGINE HRS.

790121 (X) CHANGE ENGINE OIL...ENG SM 72-00-00..... 5147.0 LA 22

790126 (X) INSPECT CHIP DETECTOR...ENG SM 72-00-00..... 5147.0 LA 22

990085 () INSPECT TURBINE INTERSTAGE TRANSITION DUCT
REF AD 81-24-08..... N/A

() IS INSP OF TURBINE INTERSTAGE TRANSITION DUCT STILL REQUIRED? YES () NO (X)
REFER TO WORK COMPLIANCE FORM 71.101 FOR TEXT (OPERATORS WITH TEXT ONLY)

() RECORD NEXT INSPECTION OF TURBINE INTERSTAGE TRANSITION DUCT. INSPECTION DUE AT: _____ A/C HOURS

OPERATOR: ED-WES, INC.
AIRCRAFT PROD NO. 368
AIRCRAFT REG.: N368MD

CSI LINK
05/25/94
MODEL: 1124A WESTWIND
ISSUED 07-88 REV. 12-92

WORK COMPLIANCE FORM: 71.010

<< CONTINUED >>

PAGE 3

991020 (X) INSPECT LEFT ENGINE FAN ROTOR DISC...AD 91-08-13.....5147.0 [LA 22]

INDICATE DISPOSITION:

_____ INITIAL INSPECTION IS DEFERRED UNTIL _____ AIRFRAME LANDINGS

_____ FLUORESCENT PENETRANT INSPECTION ACCOMPLISHED (RE-INSPECTION DUE IN 200 CYCLES)

_____ EDDY CURRENT INSPECTION ACCOMPLISHED (RE-INSPECTION DUE BY NEXT MPI OR IN 1300 CYCLES), WHICHEVER OCCURS FIRST.

X _____ DIRECTIVE IS NOT APPLICABLE DUE TO PART NUMBER OF DISC INSTALLED

ENGINE COMPONENTS STATUS-

- NOTE: 1. IF ANY OF THE FOLLOWING COMPONENTS INSTALLED ARE DIFFERENT THAN THE ONE REMOVED, RECORD INFORMATION BELOW.
- 2. IF THE SAME SERIAL NUMBER COMPONENT REMOVED IS REINSTALLED CHECK "SAME" LINE.
- 3. REASON RMKS FOR S/N OFF: A=TIME, B=FAIL, C=WORN, D=LOANER, E=CONVEN, G=MOD, K=SERVICE, L=ENG CHG, T=DAMAGED.
- 4. TSN AND TSO INFORMATION IS FOR COMPONENT INSTALLED.

240116 STARTER/GENERATOR:

P/N OFF: _____ S/N OFF: _____ RMKS _____

P/N ON: _____ S/N ON: _____ SAME _____

P/N ON TSN: HRS _____ LDGS _____ MOS _____ TSO: HRS _____ LDGS _____ MOS _____

290141 NO.1 HYDRAULIC PUMP:

P/N OFF: _____ S/N OFF: _____ RMKS _____

P/N ON: _____ S/N ON: _____ SAME _____

P/N ON TSN: HRS _____ LDGS _____ MOS _____ TSO: HRS _____ LDGS _____ MOS _____

720101 ACCESSORY GEARBOX:

P/N OFF: _____ S/N OFF: _____ RMKS _____

P/N ON: _____ S/N ON: _____ SAME _____

P/N ON TSN: HRS _____ LDGS _____ MOS _____ TSO: HRS _____ LDGS _____ MOS _____

720601 TRANSFER GEARBOX:

P/N OFF: _____ S/N OFF: _____ RMKS _____

P/N ON: _____ S/N ON: _____ SAME _____

P/N ON TSN: HRS _____ LDGS _____ MOS _____ TSO: HRS _____ LDGS _____ MOS _____

CSI LINK
05/25/94

WORK COMPLIANCE FORM: 71.010

OPERATOR: ED-WES, INC.
AIRCRAFT PROD NO. 368
AIRCRAFT REG.: N368MD

MODEL: 1124A WESTWIND << CONTINUED >>
ISSUED 07-88 REV. 12-92

725057 1ST STAGE ROTATING

SEAL PLATE (LPT): P/N OFF: _____ S/N OFF: _____ RMKS _____

P/N ON: _____ S/N ON: _____ SAME _____

P/N ON TSN: HRS _____ LDGS _____ MOS _____ TSO: HRS _____ LDGS _____ MOS _____

R 725060 AIR (A5) SEAL

R SUPPORT: P/N OFF: _____ S/N OFF: _____ RMKS _____

R P/N ON: _____ S/N ON: _____ SAME _____

R P/N ON TSN: HRS _____ LDGS _____ MOS _____ TSO: HRS _____ LDGS _____ MOS _____

725066 COMBUSTION PLENUM CASE:

P/N OFF: _____ S/N OFF: _____ RMKS _____

P/N ON: _____ S/N ON: _____ SAME _____

P/N ON TSN: HRS _____ LDGS _____ MOS _____ TSO: HRS _____ LDGS _____ MOS _____

726620 LOW PRESSURE 1ST STAGE

NOZZLE ASSEMBLY: P/N OFF: _____ S/N OFF: _____ RMKS _____

P/N ON: _____ S/N ON: _____ SAME _____

P/N ON TSN: HRS _____ LDGS _____ MOS _____ TSO: HRS _____ LDGS _____ MOS _____

726630 TURBINE INTERSTAGE DUCT:

P/N OFF: _____ S/N OFF: _____ RMKS _____

P/N ON: _____ S/N ON: _____ SAME _____

P/N ON TSN: HRS _____ LDGS _____ MOS _____ TSO: HRS _____ LDGS _____ MOS _____

730106 FUEL CONTROL UNIT:

P/N OFF: _____ S/N OFF: _____ RMKS _____

P/N ON: _____ S/N ON: _____ SAME _____

P/N ON TSN: HRS _____ LDGS _____ MOS _____ TSO: HRS _____ LDGS _____ MOS _____

730111 FUEL PUMP:

P/N OFF: _____ S/N OFF: _____ RMKS _____

P/N ON: _____ S/N ON: _____ SAME _____

P/N ON TSN: HRS _____ LDGS _____ MOS _____ TSO: HRS _____ LDGS _____ MOS _____

CSI LINK
05/25/94

WORK COMPLIANCE FORM: 71.010

OPERATOR: ED-WES, INC.
AIRCRAFT PROD NO. 368
AIRCRAFT REG.: N368MD

MODEL: 1124A WESTWIND << CONTINUED >>
ISSUED 07-88 REV. 12-92

PAGE 5

730121 FLOW DIVIDER VALVE:

P/N OFF: _____ S/N OFF: _____ RMKS _____

P/N ON: _____ S/N ON: _____ SAME _____

P/N ON TSN: HRS _____ LDGS _____ MOS _____ TSO: HRS _____ LDGS _____ MOS _____

730601 FUEL HEATER:

P/N OFF: _____ S/N OFF: _____ RMKS _____

P/N ON: _____ S/N ON: _____ SAME _____

P/N ON TSN: HRS _____ LDGS _____ MOS _____ TSO: HRS _____ LDGS _____ MOS _____

730606 FUEL/OIL COOLER:

P/N OFF: _____ S/N OFF: _____ RMKS _____

P/N ON: _____ S/N ON: _____ SAME _____

P/N ON TSN: HRS _____ LDGS _____ MOS _____ TSO: HRS _____ LDGS _____ MOS _____

731101 FUEL COMPUTER:

P/N OFF: _____ S/N OFF: _____ RMKS _____

P/N ON: _____ S/N ON: _____ SAME _____

P/N ON TSN: HRS _____ LDGS _____ MOS _____ TSO: HRS _____ LDGS _____ MOS _____

731601 SURGE BLEED VALVE:

P/N OFF: _____ S/N OFF: _____ RMKS _____

P/N ON: _____ S/N ON: _____ SAME _____

P/N ON TSN: HRS _____ LDGS _____ MOS _____ TSO: HRS _____ LDGS _____ MOS _____

731606 SOLENOID CONTROLLER VALVE:

P/N OFF: _____ S/N OFF: _____ RMKS _____

P/N ON: _____ S/N ON: _____ SAME _____

P/N ON TSN: HRS _____ LDGS _____ MOS _____ TSO: HRS _____ LDGS _____ MOS _____

732101 FUEL FLOW TRANSMITTER:

P/N OFF: _____ S/N OFF: _____ RMKS _____

P/N ON: _____ S/N ON: _____ SAME _____

P/N ON TSN: HRS _____ LDGS _____ MOS _____ TSO: HRS _____ LDGS _____ MOS _____

OPERATOR: ED-WES, INC.
AIRCRAFT PROD NO. 368
AIRCRAFT REG.: N368MD

CSI LINK
05/25/94
MODEL: 1124A WESTWIND << CONTINUED >>
ISSUED 07-88 REV. 12-92

WORK COMPLIANCE FORM: 71.010

732116 PRESSURE LIMITER VALVE:

P/N OFF: _____ S/N OFF: _____ RMKS _____

P/N ON: _____ S/N ON: _____ SAME _____

P/N ON TSN: HRS _____ LDGS _____ MOS _____ TSO: HRS _____ LDGS _____ MOS _____

740101 IGNITION UNIT:

P/N OFF: _____ S/N OFF: _____ RMKS _____

P/N ON: _____ S/N ON: _____ SAME _____

P/N ON TSN: HRS _____ LDGS _____ MOS _____ TSO: HRS _____ LDGS _____ MOS _____

740111 () IGNITION PLUG 6 O'CLOCK

P/N OFF: _____ S/N OFF: _____ RMKS _____

P/N ON: _____ S/N ON: _____ SAME _____

P/N ON TSN: HRS _____ LDGS _____ MOS _____ TSO: HRS _____ LDGS _____ MOS _____

740121 () IGNITION PLUG 7 O'CLOCK

P/N OFF: _____ S/N OFF: _____ RMKS _____

P/N ON: _____ S/N ON: _____ SAME _____

P/N ON TSN: HRS _____ LDGS _____ MOS _____ TSO: HRS _____ LDGS _____ MOS _____

750101 ANTI-ICE SHUT-OFF VALVE:

P/N OFF: _____ S/N OFF: _____ RMKS _____

P/N ON: _____ S/N ON: _____ SAME _____

P/N ON TSN: HRS _____ LDGS _____ MOS _____ TSO: HRS _____ LDGS _____ MOS _____

750106 ANTI-ICE PRESSURE SWITCH:

P/N OFF: _____ S/N OFF: _____ RMKS _____

P/N ON: _____ S/N ON: _____ SAME _____

P/N ON TSN: HRS _____ LDGS _____ MOS _____ TSO: HRS _____ LDGS _____ MOS _____

750116 INLET TEMPERATURE SENSOR:

P/N OFF: _____ S/N OFF: _____ RMKS _____

P/N ON: _____ S/N ON: _____ SAME _____

P/N ON TSN: HRS _____ LDGS _____ MOS _____ TSO: HRS _____ LDGS _____ MOS _____

CSI LINK

WORK COMPLIANCE FORM: 71.010

05/25/94

OPERATOR: ED-WES, INC.
AIRCRAFT PROD NO. 368
AIRCRAFT REG.: N368MD

MODEL: 1124A WESTWIND << CONTINUED >>
ISSUED 07-88 REV. 12-92

PAGE 7

770101 LOW-PRESSURE (N1)

TRANSDUCER: P/N OFF: _____ S/N OFF: _____ RMKS _____
P/N ON: _____ S/N ON: _____ SAME _____
P/N ON TSN: HRS _____ LDGS _____ MOS _____ TSO: HRS _____ LDGS _____ MOS _____

770601 HIGH-PRESSURE (N2)

TRANSDUCER: P/N OFF: _____ S/N OFF: _____ RMKS _____
P/N ON: _____ S/N ON: _____ SAME _____
P/N ON TSN: HRS _____ LDGS _____ MOS _____ TSO: HRS _____ LDGS _____ MOS _____

771101 ITT THERMOCOUPLE HARNESS:

P/N OFF: _____ S/N OFF: _____ RMKS _____
P/N ON: _____ S/N ON: _____ SAME _____
P/N ON TSN: HRS _____ LDGS _____ MOS _____ TSO: HRS _____ LDGS _____ MOS _____

790101 OIL TANK:

P/N OFF: _____ S/N OFF: _____ RMKS _____
P/N ON: _____ S/N ON: _____ SAME _____
P/N ON TSN: HRS _____ LDGS _____ MOS _____ TSO: HRS _____ LDGS _____ MOS _____

790106 OIL PUMP:

P/N OFF: _____ S/N OFF: _____ RMKS _____
P/N ON: _____ S/N ON: _____ SAME _____
P/N ON TSN: HRS _____ LDGS _____ MOS _____ TSO: HRS _____ LDGS _____ MOS _____

790131 OIL BY-PASS VALVE:

P/N OFF: _____ S/N OFF: _____ RMKS _____
P/N ON: _____ S/N ON: _____ SAME _____
P/N ON TSN: HRS _____ LDGS _____ MOS _____ TSO: HRS _____ LDGS _____ MOS _____

790136 BREATHER VALVE:

P/N OFF: _____ S/N OFF: _____ RMKS _____
P/N ON: _____ S/N ON: _____ SAME _____
P/N ON TSN: HRS _____ LDGS _____ MOS _____ TSO: HRS _____ LDGS _____ MOS _____

OPERATOR: ED-WES, INC.
AIRCRAFT PROD NO. 368
AIRCRAFT REG.: N368MD

CSI LINK
05/25/94

MODEL: 1124A WESTWIND
ISSUED 07-88 REV. 12-92

<< CONTINUED >>

WORK COMPLIANCE FORM: 71.010

PAGE 8

790601 UPPER OIL COOLER:

P/N OFF: _____ S/N OFF: _____ RMKS _____

P/N ON: _____ S/N ON: _____ SAME _____

P/N ON TSN: HRS _____ LDGS _____ MOS _____ TSO: HRS _____ LDGS _____ MOS _____

790606 LOWER LEFT OIL COOLER:

P/N OFF: _____ S/N OFF: _____ RMKS _____

P/N ON: _____ S/N ON: _____ SAME _____

P/N ON TSN: HRS _____ LDGS _____ MOS _____ TSO: HRS _____ LDGS _____ MOS _____

790611 LOWER RIGHT OIL COOLER:

P/N OFF: _____ S/N OFF: _____ RMKS _____

P/N ON: _____ S/N ON: _____ SAME _____

P/N ON TSN: HRS _____ LDGS _____ MOS _____ TSO: HRS _____ LDGS _____ MOS _____

790616 OIL TEMPERATURE VALVE:

P/N OFF: _____ S/N OFF: _____ RMKS _____

P/N ON: _____ S/N ON: _____ SAME _____

P/N ON TSN: HRS _____ LDGS _____ MOS _____ TSO: HRS _____ LDGS _____ MOS _____

791101 OIL PRESSURE SWITCH:

P/N OFF: _____ S/N OFF: _____ RMKS _____

P/N ON: _____ S/N ON: _____ SAME _____

P/N ON TSN: HRS _____ LDGS _____ MOS _____ TSO: HRS _____ LDGS _____ MOS _____

791111 OIL PRESSURE TRANSMITTER:

P/N OFF: _____ S/N OFF: _____ RMKS _____

P/N ON: _____ S/N ON: _____ SAME _____

P/N ON TSN: HRS _____ LDGS _____ MOS _____ TSO: HRS _____ LDGS _____ MOS _____

791116 OIL TEMPERATURE BULB:

P/N OFF: _____ S/N OFF: _____ RMKS _____

P/N ON: _____ S/N ON: _____ SAME _____

P/N ON TSN: HRS _____ LDGS _____ MOS _____ TSO: HRS _____ LDGS _____ MOS _____

OPERATOR: ED-WES, INC.
AIRCRAFT PROD NO. 368
AIRCRAFT REG.: N368MD

CSI LINK
05/25/94
MODEL: 1124A WESTWIND << CONTINUED >>
ISSUED 07-88 REV. 12-92

WORK COMPLIANCE FORM: 71.010

ENGINE LIFE LIMITED ROTATING COMPONENTS- RECORD INFORMATION BELOW TO CONTROL LIFE LIMITED COMPONENTS ON CAMP.

725001 STAGE 1 LOW-PRESSURE
TURBINE DISC: P/N OFF: _____ S/N OFF: _____ RMKS _____
P/N ON: _____ S/N ON: _____ SAME _____
P/N ON TIME SINCE NEW: HOURS _____ CYCLES _____ () RECORD MAX LIFE LIMITS: HOURS _____ CYCLES _____

725006 STAGE 2 LOW-PRESSURE
TURBINE DISC: P/N OFF: 3072542-5 S/N OFF: 5-03229-3376 RMKS _____
P/N ON: 3072542-5 S/N ON: 3-03229-217 SAME _____
P/N ON TIME SINCE NEW: HOURS 0 CYCLES 0 () RECORD MAX LIFE LIMITS: HOURS - CYCLES 3000

725011 STAGE 3 LOW-PRESSURE
TURBINE DISC: P/N OFF: _____ S/N OFF: _____ RMKS _____
P/N ON: _____ S/N ON: _____ SAME _____
P/N ON TIME SINCE NEW: HOURS _____ CYCLES _____ () RECORD MAX LIFE LIMITS: HOURS _____ CYCLES _____

725016 HIGH-PRESSURE TURBINE ROTOR:
P/N OFF: _____ S/N OFF: _____ RMKS _____
P/N ON: _____ S/N ON: _____ SAME _____
P/N ON TIME SINCE NEW: HOURS _____ CYCLES _____ () RECORD MAX LIFE LIMITS: HOURS _____ CYCLES _____

725043 LOW-PRESSURE TIE ROD:
P/N OFF: 3073049-1 S/N OFF: 1P-15433 RMKS _____
P/N ON: 3073049-1 S/N ON: 3P-5255 SAME _____
P/N ON TIME SINCE NEW: HOURS 3159 CYCLES 2217 () RECORD MAX LIFE LIMITS: HOURS N/A CYCLES _____

725046 HIGH-PRESSURE IMPELLER:
P/N OFF: _____ S/N OFF: _____ RMKS _____
P/N ON: _____ S/N ON: _____ SAME _____
P/N ON TIME SINCE NEW: HOURS _____ CYCLES _____ () RECORD MAX LIFE LIMITS: HOURS _____ CYCLES _____

725051 FAN SHAFT:
P/N OFF: _____ S/N OFF: _____ RMKS _____
P/N ON: _____ S/N ON: _____ SAME _____
P/N ON TIME SINCE NEW: HOURS _____ CYCLES _____ () RECORD MAX LIFE LIMITS: HOURS _____ CYCLES _____

CSI LINK

WORK COMPLIANCE FORM: 71.010

OPERATOR: ED-WES, INC.
AIRCRAFT PROD NO. 368
AIRCRAFT REG.: N368MD

05/25/94
MODEL: 1124A WESTWIND << CONTINUED >>
ISSUED 07-88 REV. 12-92

PAGE 10

725056 ROTATING AIR SEAL:

P/N OFF: _____ S/N OFF: _____ RMKS _____

P/N ON: _____ S/N ON: _____ SAME _____

P/N ON TIME SINCE NEW: HOURS _____ CYCLES _____ () RECORD MAX LIFE LIMITS: HOURS _____ CYCLES _____

725061 HIGH-PRESSURE SHOULDER SHAFT:

P/N OFF: _____ S/N OFF: _____ RMKS _____

P/N ON: _____ S/N ON: _____ SAME _____

P/N ON TIME SINCE NEW: HOURS _____ CYCLES _____ () RECORD MAX LIFE LIMITS: HOURS _____ CYCLES _____

725086 HIGH-PRESSURE ROTOR:

P/N OFF: _____ S/N OFF: _____ RMKS _____

P/N ON: _____ S/N ON: _____ SAME _____

P/N ON TIME SINCE NEW: HOURS _____ CYCLES _____ () RECORD MAX LIFE LIMITS: HOURS _____ CYCLES _____

725090 LOW-PRESSURE TURBINE

AIR SEAL:

P/N OFF: _____ S/N OFF: _____ RMKS _____

P/N ON: _____ S/N ON: _____ SAME _____

P/N ON TIME SINCE NEW: HOURS _____ CYCLES _____ () RECORD MAX LIFE LIMITS: HOURS _____ CYCLES _____

ENGINE LIFE LIMITED ROTATING COMPONENTS AND INSPECTIONS-
RECORD INFORMATION BELOW TO CONTROL LIFE LIMITED COMPONENTS ON CAMP.

725021 FAN ROTOR DISC:

P/N OFF: 3072162-4 S/N OFF: 0-12112-4466 RMKS _____

P/N ON: 3073539-2 S/N ON: 7-18040-1162 SAME _____

P/N ON TIME SINCE NEW: HOURS 5081.6 CYCLES 4219 () RECORD MAX LIFE LIMITS: HOURS _____ CYCLES 7100
DISC CYC TECHNICIAN

(990110) (NKP) () REPLACE FAN ROTOR DISC AD 86-04-02 (AD 86-11-05)
RECORD TOTAL DISC CYCLES SINCE NEW.....

725026 STAGE 1 LOW-PRESSURE

COMPRESSOR DISC:

P/N OFF: _____ S/N OFF: _____ RMKS _____

P/N ON: _____ S/N ON: _____ SAME _____

P/N ON TIME SINCE NEW: HOURS _____ CYCLES _____ () RECORD MAX LIFE LIMITS: HOURS _____ CYCLES _____

CSI LINK

WORK COMPLIANCE FORM: 71.010

OPERATOR: ED-WES, INC.
AIRCRAFT PROD NO. 368
AIRCRAFT REG.: N368MD

05/25/94
MODEL: 1124A WESTWIND << CONTINUED >>
ISSUED 07-88 REV. 12-92

PAGE 11

725031 STAGE 2 LOW-PRESSURE
COMPRESSOR DISC: P/N OFF: _____ S/N OFF: _____ RMKS _____
P/N ON: _____ S/N ON: _____ SAME _____
P/N ON TIME SINCE NEW: HOURS _____ CYCLES _____ () RECORD MAX LIFE LIMITS: HOURS _____ CYCLES _____

725036 STAGE 3 LOW-PRESSURE
COMPRESSOR DISC: P/N OFF: _____ S/N OFF: _____ RMKS _____
P/N ON: _____ S/N ON: _____ SAME _____
P/N ON TIME SINCE NEW: HOURS _____ CYCLES _____ () RECORD MAX LIFE LIMITS: HOURS _____ CYCLES _____

725041 STAGE 4 LOW-PRESSURE
COMPRESSOR DISC: P/N OFF: _____ S/N OFF: _____ RMKS _____
P/N ON: _____ S/N ON: _____ SAME _____
P/N ON TIME SINCE NEW: HOURS _____ CYCLES _____ () RECORD MAX LIFE LIMITS: HOURS _____ CYCLES _____

SEND COMPLETED FORM TO CAMP SYSTEMS, INC. FOR PROCESSING.

OPERATOR: ED-WES, INC.

REPORT DATE 03/11/93

WORK COMPLIANCE FORM NO.

71.011

AIRCRAFT NO.: 368

MODEL: 1124A WESTWIND

AIRCRAFT REG.: N368MD

ISSUED 07-88 REV. 12-92

PAGE 1

93070	WORK DUE AT	* = APU HRS			RECORD TIME WORK ACCOMPLISHED FOR EACH TASK. KEEP TOP COPY FOR YOUR RECORDS. RETURN CARBON COPY TO CSI FOR UPDATING.
71.011	DATE	HOURS	LANDINGS	CYCLES	
29 29		5315			

CHECK CURRENT DUE LIST FOR DUE TIME CHANGES

WORK ACCOMPLISHED: DATE: MONTH 5 DAY 31 YEAR 93 AIRCRAFT HOURS: 5278 LANDINGS: 3928

TECHNICIAN SIGNATURE: [Signature] KIND OF CERTIFICATE & NO: 560767740

INSPECTED BY: [Signature] KIND OF CERTIFICATE & NO: APD

713601 PART NAME: RIGHT ENGINE MM 71-00-00
 REASON REMOVED: (CHECK ONE) TECHNICIAN: [Signature] INSP: [Signature]
 TIME A () FAIL B () WORN C () LOANER D () SCHED CONV E () MOD G () SERVICE K () ENG CHG L () TIRE CHG M () DAMAGED T ()

PART REMOVED: PART NUMBER 3072500-2 SERIAL NUMBER: P77488

PART INSTALLED: PART NUMBER 3072500-2 SERIAL NUMBER: P77488

INSTALLED TSN: HRS 5227 LDGS 3867 MOS _____ INSTALLED TSO: HRS _____ LDGS _____ MOS _____

WARRANTY TIME REMAINING: HRS _____ LDGS _____ MOS _____ MAN-HOURS: HRS _____ TENTHS _____ PRICE: \$ _____

- NOTE: 1. IF THE RIGHT ENGINE IS REPLACED, UPDATE THE INSTALLED ENGINE COMPONENT AND SERVICE RECORDS BY FILLING OUT THE INFORMATION BELOW OR BY SENDING A COPY OF THE ENGINE LOG BOOK TO CAMP SYSTEMS, INC. FOR PROCESSING.
 2. REFERENCE WORK COMPLIANCE FORM 71.T01 FOR ENGINE CHANGE PROCEDURE (OPERATORS WITH TEXT ONLY).

713601 RIGHT ENGINE CHANGE
 NOTE: RECORD ENGINE INSPECTION INFORMATION BELOW FOR ENGINE BEING INSTALLED.

		ENG HRS	TECHNICIAN
(713616) (NKP) () MAJOR PERIODIC INSPECTION: REF ENG LMM 72-00-00	REFER TO WORK COMPLIANCE FORM 71.T01 FOR TEXT (OPERATORS WITH TEXT ONLY)		
	RECORD TOTAL ENGINE HOURS MAJOR PERIODIC INSPECTION WAS ACCOMPLISHED:.....	<u>5278</u>	<u>[Signature]</u>
	RECORD IF APPLICABLE:		
() REVISE MAJOR PERIODIC INSPECTION FREQUENCY TO: <u>1400</u> _____ ENG HRS			
(722106) (NKP) () INSPECT ACCESSORY GEARBOX: REF ENG LMM 72-60-02	RECORD TOTAL ENGINE HOURS ACCESSORY GEARBOX INSPECTION WAS ACCOMPLISHED:.....		
(725653) (NKP) () INSPECT FAN SUPPORT ASSEMBLY: REF ENG LMM 72-70-06	RECORD TOTAL ENGINE HOURS FAN SUPPORT ASSEMBLY INSPECTION WAS ACCOMPLISHED:.....		
(725669) (NKP) () INSPECT PLENUM CASE: REF ENG LMM 72-00-00	RECORD TOTAL ENGINE HOURS PLENUM CASE INSPECTION WAS ACCOMPLISHED:.....	<u>5278</u>	<u>[Signature]</u>
(726601) (NKP) () INSPECT COMPRESSOR CORE: REF ENG LMM 72-00-00	REFER TO WORK COMPLIANCE FORM 71.T01 FOR TEXT (OPERATORS WITH TEXT ONLY)		
	RECORD TOTAL ENGINE HOURS COMPRESSOR CORE INSPECTION WAS ACCOMPLISHED:.....		

IS GARRETT SB TFE 731-74-3006 COMPLIED WITH? YES _____ NO _____

NOTE: INITIAL THE SERVICE TASKS BELOW WHICH WERE ACCOMPLISHED DURING ENGINE CHANGE. IF TASKS WERE NOT ACCOMPLISHED DURING ENGINE CHANGE, RECORD TIME ACCRUED SINCE TASK LAST ACCOMPLISHED.

	TECHNICIAN	INSPECTOR	MANHOURS	TIME ACCRUED SINCE LAST ACCOMPLISHED
240131 () CHECK STARTER/GENERATOR BRUSH WEAR...MM 80-10-10.....				
240133 () INSP/LUBE STARTER/GENERATOR SPLINE...ENG SM 72-00-00...	<u>[Signature]</u>	<u>[Signature]</u>		
290178 () INSP/LUBE HYDRAULIC PUMP SPLINE...ENG LMM 72-00-00.....				

OPERATOR: ED-WES, INC.

REPORT DATE 03/11/93

WORK COMPLIANCE FORM NO.

71.011

AIRCRAFT NO.: 368

MODEL: 1124A WESTWIND (CONTINUED)

AIRCRAFT REG.: N368MD

ISSUED 07-88 REV. 12-92

PAGE 2

93070

WORK DUE AT

* = APU HRS.

RECORD TIME WORK ACCOMPLISHED FOR EACH TASK. KEEP TOP COPY FOR YOUR RECORDS. RETURN CARBON COPY TO CSI FOR UPDATING.

71.011

DATE

HOURS

LANDINGS

CYCLES

29 29

5315

CHECK CURRENT DUE LIST FOR DUE TIME CHANGES

- 710610 () INSP ENGINE PLUMBING LINES AND CONNECTIONS...MM 72-00-00
- 713606 () INSPECT ENGINE...ENG SM 72-00-00
- R 713650 () INSPECT INLET NACELLE...MM 54-00-00
- 714106 () INSPECT FAN ROTOR ASSEMBLY...ENG LMM 72-00-00
- 716601 () ADJUST/TRIM CHECK ENGINE...MM 71-00-00
- 716606 () COMPRESSOR WASH...LMM 72-00-00
- 726603 () CHECK N1 SPOOLDOWN...ENG SM 72-00-00
- 732609 () REPLACE FUEL CONTROL FILTER...LMM 73-21-01
- 732616 () INSPECT/CLEAN/REPLACE FUEL FILTER...ENG SM 72-00-00
- 734611 () ADJUST/TEST FLOWMETER SYSTEM...MM 28-40-00
- 734116 () CHECK FUEL MANIFOLD CROSSFLOW...ENG LMM 72-00-00
HAS S.B. NO. 73-3016 BEEN C/W? YES () NO ()
- 740606 () CHECK IGNITION SERVICEABILITY...ENG LMM 72-00-00
- 740616 () INSPECT 6 O'CLOCK PLUG...ENG LMM 74-00-01
- 740626 () INSPECT 7 O'CLOCK PLUG...ENG LMM 74-00-01
- 750611 () TEST ENGINE A/I PRESURE SWITCH...LMM 75-10-01
- 780616 () OPERATIONAL CHECK THRUST REVERSER...MM 78-30-00
- 791616 () SOAP CHECK...ENG SM 72-00-00
() REVISE SOAP CHECK FREQUENCY (IF APPLICABLE) TO: _____ ENGINE HRS. *CHECK DUE IN 25 HOURS*
- 791621 () CHANGE ENGINE DIL...ENG SM 72-00-00
- 791626 () INSPECT CHIP DETECTOR...ENG SM 72-00-00
- 990090 () INSPECT TURBINE INTERSTAGE TRANSITION DUCT
REF AD 81-24-08 *W/A*
- () IS INSP OF TURBINE INTERSTAGE TRANSITION DUCT STILL REQUIRED? YES () NO ()
REFER TO WORK COMPLIANCE FORM 71.T01 FOR TEXT (OPERATORS WITH TEXT ONLY)
- () RECORD NEXT INSPECTION OF TURBINE INTERSTAGE TRANSITION DUCT. INSPECTION DUE AT: _____ A/C HOURS

OPERATOR: ED-WES, INC.

REPORT DATE 03/11/93

WORK COMPLIANCE FORM NO. 71.011

AIRCRAFT NO.: 368

MODEL: 1124A WESTWIND (CONTINUED)

AIRCRAFT REG.: N368MD

ISSUED 07-88 REV. 12-92

PAGE 3

93070
71.011
29 29

WORK DUE AT		* = APU HRS.	
DATE	HOURS	LANDINGS	CYCLES
	5315		

RECORD TIME WORK ACCOMPLISHED FOR EACH TASK. KEEP TOP COPY FOR YOUR RECORDS. RETURN CARBON COPY TO CSI FOR UPDATING.

CHECK CURRENT DUE LIST FOR DUE TIME CHANGES

991030 () INSPECT RIGHT ENGINE FAN ROTOR DISC...AD 91-08-13.....

INDICATE DISPOSITION:

-----INITIAL INSPECTION IS DEFERRED UNTL ----- AIRFRAME LANDINGS

-----FLUORESCENT PENETRANT INSPECTION ACCOMPLISHED (RE-INSPECTION DUE IN 200 CYCLES)

-----EDDY CURRENT INSPECTION ACCOMPLISHED (RE-INSPECTION DUE BY NEXT MPI OR IN 1300 CYCLES), WHICHEVER OCCURS FIRST.

-----DIRECTIVE IS NOT APPLICABLE DUE TO PART NUMBER OF DISC INSTALLED

ENGINE COMPONENTS STATUS-

- NOTE: 1. IF ANY OF THE FOLLOWING COMPONENTS INSTALLED ARE DIFFERENT THAN THE ONE REMOVED, RECORD INFORMATION BELOW.
 2. IF THE SAME SERIAL NUMBER COMPONENT REMOVED IS REINSTALLED CHECK "SAME" LINE.
 3. REASON RMKS FOR S/N OFF: A=TIME, B=FAIL, C=WORN, D=LOANER, E=CONVEN, G=MOD, K=SERVICE, L=ENG CHG, T=DAMAGED.
 4. TSN AND TSO INFORMATION IS FOR COMPONENT INSTALLED.

240126 STARTER/GENERATOR:

P/N OFF: ----- S/N OFF: ----- RMKS
 P/N ON: ----- S/N ON: ----- SAME
 P/N ON TSN: HRS ----- LDGS ----- MOS ----- TSO: HRS ----- LDGS ----- MOS

290176 NO.2 HYDRAULIC PUMP:

P/N OFF: ----- S/N OFF: ----- RMKS
 P/N ON: ----- S/N ON: ----- SAME
 P/N ON TSN: HRS ----- LDGS ----- MOS ----- TSO: HRS ----- LDGS ----- MOS

722101 ACCESSORY GEARBOX:

P/N OFF: ----- S/N OFF: ----- RMKS
 P/N ON: ----- S/N ON: ----- SAME
 P/N ON TSN: HRS ----- LDGS ----- MOS ----- TSO: HRS ----- LDGS ----- MOS

722601 TRANSFER GEARBOX:

P/N OFF: ----- S/N OFF: ----- RMKS
 P/N ON: ----- S/N ON: ----- SAME
 P/N ON TSN: HRS ----- LDGS ----- MOS ----- TSO: HRS ----- LDGS ----- MOS

OPERATOR: ED-WES, INC.

REPORT DATE 03/11/93

WORK COMPLIANCE FORM NO.

71.011

AIRCRAFT NO.: 368

MODEL: 1124A WESTWIND (CONTINUED)

AIRCRAFT REG.: N368MD

ISSUED 07-88 REV. 12-92

PAGE 4

93070

WORK DUE AT

* = APU HRS

RECORD TIME WORK ACCOMPLISHED FOR EACH TASK. KEEP TOP COPY FOR YOUR RECORDS. RETURN CARBON COPY TO CSI FOR UPDATING.

71.011

DATE

HOURS

LANDINGS

CYCLES

29 29

5315

CHECK CURRENT DUE LIST FOR DUE TIME CHANGES

725657 1ST STAGE ROTATING SEAL

PLATE (LPT):

P/N OFF: _____

S/N OFF: _____ RMKS

P/N ON: _____

S/N ON: _____ SAME

P/N ON TSN: HRS _____ LDGS _____ MOS _____

TSO: HRS _____ LDGS _____ MOS _____

725666 COMBUSTION PLENUM CASE:

P/N OFF: _____

S/N OFF: _____ RMKS

P/N ON: _____

S/N ON: _____ SAME

P/N ON TSN: HRS _____ LDGS _____ MOS _____

TSO: HRS _____ LDGS _____ MOS _____

R 725700 AIR (A5) SEAL SUPPORT:

R P/N OFF: _____

S/N OFF: _____ RMKS

R P/N ON: _____

S/N ON: _____ SAME

R P/N ON TSN: HRS _____ LDGS _____ MOS _____

TSO: HRS _____ LDGS _____ MOS _____

726625 LOW PRESSURE 1ST STAGE

NOZZLE ASSEMBLY:

P/N OFF: _____

S/N OFF: _____ RMKS

P/N ON: _____

S/N ON: _____ SAME

P/N ON TSN: HRS _____ LDGS _____ MOS _____

TSO: HRS _____ LDGS _____ MOS _____

726635 TURBINE INTERSTAGE DUCT:

P/N OFF: _____

S/N OFF: _____ RMKS

P/N ON: _____

S/N ON: _____ SAME

P/N ON TSN: HRS _____ LDGS _____ MOS _____

TSO: HRS _____ LDGS _____ MOS _____

732606 FUEL CONTROL UNIT:

P/N OFF: _____

S/N OFF: _____ RMKS

P/N ON: _____

S/N ON: _____ SAME

P/N ON TSN: HRS _____ LDGS _____ MOS _____

TSO: HRS _____ LDGS _____ MOS _____

732611 FUEL PUMP:

P/N OFF: _____

S/N OFF: _____ RMKS

P/N ON: _____

S/N ON: _____ SAME

P/N ON TSN: HRS _____ LDGS _____ MOS _____

TSO: HRS _____ LDGS _____ MOS _____

OPERATOR: ED-WES, INC.

REPORT DATE 03/11/93

WORK COMPLIANCE FORM NO.

71.011

AIRCRAFT NO.: 368

MODEL: 1124A WESTWIND (CONTINUED)

AIRCRAFT REG.: N368MD

ISSUED 07-88 REV. 12-92

PAGE 5

93070

WORK DUE AT

* = APU HRS

RECORD TIME WORK ACCOMPLISHED FOR EACH TASK. KEEP TOP COPY FOR YOUR RECORDS. RETURN CARBON COPY TO CSI FOR UPDATING.

71.011

DATE

HOURS

LANDINGS

CYCLES

29 29

5315

CHECK CURRENT DUE LIST FOR DUE TIME CHANGES

732621 FLOW DIVIDER VALVE:

P/N OFF: _____ S/N OFF: _____ RMKS

P/N ON: _____ S/N ON: _____ SAME

P/N ON TSN: HRS _____ LDGS _____ MOS _____ TSO: HRS _____ LDGS _____ MOS

733101 FUEL HEATER:

P/N OFF: _____ S/N OFF: _____ RMKS

P/N ON: _____ S/N ON: _____ SAME

P/N ON TSN: HRS _____ LDGS _____ MOS _____ TSO: HRS _____ LDGS _____ MOS

733106 FUEL/OIL COOLER:

P/N OFF: _____ S/N OFF: _____ RMKS

P/N ON: _____ S/N ON: _____ SAME

P/N ON TSN: HRS _____ LDGS _____ MOS _____ TSO: HRS _____ LDGS _____ MOS

733601 FUEL COMPUTER:

P/N OFF: _____ S/N OFF: _____ RMKS

P/N ON: _____ S/N ON: _____ SAME

P/N ON TSN: HRS _____ LDGS _____ MOS _____ TSO: HRS _____ LDGS _____ MOS

734101 SURGE BLEED VALVE:

P/N OFF: _____ S/N OFF: _____ RMKS

P/N ON: _____ S/N ON: _____ SAME

P/N ON TSN: HRS _____ LDGS _____ MOS _____ TSO: HRS _____ LDGS _____ MOS

734106 SOLENOID CONTROLLER VALVE:

P/N OFF: _____ S/N OFF: _____ RMKS

P/N ON: _____ S/N ON: _____ SAME

P/N ON TSN: HRS _____ LDGS _____ MOS _____ TSO: HRS _____ LDGS _____ MOS

734601 FUEL FLOW TRANSMITTER:

P/N OFF: _____ S/N OFF: _____ RMKS

P/N ON: _____ S/N ON: _____ SAME

P/N ON TSN: HRS _____ LDGS _____ MOS _____ TSO: HRS _____ LDGS _____ MOS

OPERATOR: ED-WES, INC.

REPORT DATE 03/11/93

WORK COMPLIANCE FORM NO.

71.011

AIRCRAFT NO.: 368

MODEL: 1124A WESTWIND (CONTINUED)

AIRCRAFT REG.: N368MD

ISSUED 07-88 REV. 12-92

PAGE 6

93070

WORK DUE AT

* = APU HRS

RECORD TIME WORK ACCOMPLISHED FOR EACH TASK. KEEP TOP COPY FOR YOUR RECORDS. RETURN CARBON COPY TO CSI FOR UPDATING.

71.011

DATE

HOURS

LANDINGS

CYCLES

29 29

5315

CHECK CURRENT DUE LIST FOR DUE TIME CHANGES

734616 PRESSURE LIMITER VALVE:

P/N OFF: _____ S/N OFF: _____ RMKS _____

P/N ON: _____ S/N ON: _____ SAME _____

P/N ON TSN: HRS _____ LDGS _____ MOS _____ TSO: HRS _____ LDGS _____ MOS _____

740601 IGNITION UNIT:

P/N OFF: _____ S/N OFF: _____ RMKS _____

P/N ON: _____ S/N ON: _____ SAME _____

P/N ON TSN: HRS _____ LDGS _____ MOS _____ TSO: HRS _____ LDGS _____ MOS _____

740611 () IGNITION PLUG 6 O'CLOCK

P/N OFF: _____ S/N OFF: _____ RMKS _____

P/N ON: _____ S/N ON: _____ SAME _____

P/N ON TSN: HRS _____ LDGS _____ MOS _____ TSO: HRS _____ LDGS _____ MOS _____

740621 () IGNITION PLUG 7 O'CLOCK

P/N OFF: _____ S/N OFF: _____ RMKS _____

P/N ON: _____ S/N ON: _____ SAME _____

P/N ON TSN: HRS _____ LDGS _____ MOS _____ TSO: HRS _____ LDGS _____ MOS _____

750601 ANTI-ICE SHUT-OFF VALVE:

P/N OFF: _____ S/N OFF: _____ RMKS _____

P/N ON: _____ S/N ON: _____ SAME _____

P/N ON TSN: HRS _____ LDGS _____ MOS _____ TSO: HRS _____ LDGS _____ MOS _____

750606 ANTI-ICE PRESSURE SWITCH:

P/N OFF: _____ S/N OFF: _____ RMKS _____

P/N ON: _____ S/N ON: _____ SAME _____

P/N ON TSN: HRS _____ LDGS _____ MOS _____ TSO: HRS _____ LDGS _____ MOS _____

750616 INLET TEMPERATURE SENSOR:

P/N OFF: _____ S/N OFF: _____ RMKS _____

P/N ON: _____ S/N ON: _____ SAME _____

P/N ON TSN: HRS _____ LDGS _____ MOS _____ TSO: HRS _____ LDGS _____ MOS _____

OPERATOR: ED-WES, INC.

REPORT DATE 03/11/93

WORK COMPLIANCE FORM NO.

71.011

AIRCRAFT NO.: 368

MODEL: 1124A WESTWIND (CONTINUED)

AIRCRAFT REG.: N368MD

ISSUED 07-88 REV. 12-92

PAGE 7

93070

WORK DUE AT

* = APU HRS

RECORD TIME WORK ACCOMPLISHED FOR EACH TASK. KEEP TOP COPY FOR YOUR RECORDS. RETURN CARBON COPY TO CSI FOR UPDATING.

71.011

DATE

HOURS

LANDINGS

CYCLES

29 29

5315

CHECK CURRENT DUE LIST FOR DUE TIME CHANGES

771601 LOW-PRESSURE (N1)

TRANSDUCER:

P/N OFF: _____ S/N OFF: _____ RMKS _____

P/N ON: _____ S/N ON: _____ SAME _____

P/N ON TSN: HRS _____ LDGS _____ MOS _____ TSO: HRS _____ LDGS _____ MOS _____

772101 HIGH-PRESSURE (N2)

TRANSDUCER:

P/N OFF: _____ S/N OFF: _____ RMKS _____

P/N ON: _____ S/N ON: _____ SAME _____

P/N ON TSN: HRS _____ LDGS _____ MOS _____ TSO: HRS _____ LDGS _____ MOS _____

772601 ITT THERMOCOUPLE HARNESS:

P/N OFF: _____ S/N OFF: _____ RMKS _____

P/N ON: _____ S/N ON: _____ SAME _____

P/N ON TSN: HRS _____ LDGS _____ MOS _____ TSO: HRS _____ LDGS _____ MOS _____

791601 OIL TANK:

P/N OFF: _____ S/N OFF: _____ RMKS _____

P/N ON: _____ S/N ON: _____ SAME _____

P/N ON TSN: HRS _____ LDGS _____ MOS _____ TSO: HRS _____ LDGS _____ MOS _____

791606 OIL PUMP:

P/N OFF: _____ S/N OFF: _____ RMKS _____

P/N ON: _____ S/N ON: _____ SAME _____

P/N ON TSN: HRS _____ LDGS _____ MOS _____ TSO: HRS _____ LDGS _____ MOS _____

791631 OIL BY-PASS VALVE:

P/N OFF: _____ S/N OFF: _____ RMKS _____

P/N ON: _____ S/N ON: _____ SAME _____

P/N ON TSN: HRS _____ LDGS _____ MOS _____ TSO: HRS _____ LDGS _____ MOS _____

791636 BREATHER VALVE:

P/N OFF: _____ S/N OFF: _____ RMKS _____

P/N ON: _____ S/N ON: _____ SAME _____

P/N ON TSN: HRS _____ LDGS _____ MOS _____ TSO: HRS _____ LDGS _____ MOS _____

OPERATOR: ED-WES, INC.

REPORT DATE 03/11/93

WORK COMPLIANCE FORM NO.

71.011

AIRCRAFT NO.: 368

MODEL: 1124A WESTWIND (CONTINUED)

AIRCRAFT REG.: N368MD

ISSUED 07-88 REV. 12-92

PAGE 8

93070

WORK DUE AT

* = APU HRS

RECORD TIME WORK ACCOMPLISHED FOR EACH TASK. KEEP TOP COPY FOR YOUR RECORDS. RETURN CARBON COPY TO CSI FOR UPDATING.

71.011

DATE

HOURS

LANDINGS

CYCLES

29 29

5315

CHECK CURRENT DUE LIST FOR DUE TIME CHANGES

792101 UPPER OIL COOLER:

P/N OFF: _____ S/N OFF: _____ RMKS _____

P/N ON: _____ S/N ON: _____ SAME _____

P/N ON TSN: HRS _____ LDGS _____ MOS _____ TSO: HRS _____ LDGS _____ MOS _____

792106 LOWER LEFT OIL COOLER:

P/N OFF: _____ S/N OFF: _____ RMKS _____

P/N ON: _____ S/N ON: _____ SAME _____

P/N ON TSN: HRS _____ LDGS _____ MOS _____ TSO: HRS _____ LDGS _____ MOS _____

792111 LOWER RIGHT OIL COOLER:

P/N OFF: _____ S/N OFF: _____ RMKS _____

P/N ON: _____ S/N ON: _____ SAME _____

P/N ON TSN: HRS _____ LDGS _____ MOS _____ TSO: HRS _____ LDGS _____ MOS _____

792116 OIL TEMPERATURE VALVE:

P/N OFF: _____ S/N OFF: _____ RMKS _____

P/N ON: _____ S/N ON: _____ SAME _____

P/N ON TSN: HRS _____ LDGS _____ MOS _____ TSO: HRS _____ LDGS _____ MOS _____

792601 OIL PRESSURE SWITCH:

P/N OFF: _____ S/N OFF: _____ RMKS _____

P/N ON: _____ S/N ON: _____ SAME _____

P/N ON TSN: HRS _____ LDGS _____ MOS _____ TSO: HRS _____ LDGS _____ MOS _____

792611 OIL PRESSURE TRANSMITTER:

P/N OFF: _____ S/N OFF: _____ RMKS _____

P/N ON: _____ S/N ON: _____ SAME _____

P/N ON TSN: HRS _____ LDGS _____ MOS _____ TSO: HRS _____ LDGS _____ MOS _____

792616 OIL TEMPERATURE BULB:

P/N OFF: _____ S/N OFF: _____ RMKS _____

P/N ON: _____ S/N ON: _____ SAME _____

P/N ON TSN: HRS _____ LDGS _____ MOS _____ TSO: HRS _____ LDGS _____ MOS _____

OPERATOR: ED-WES, INC.

REPORT DATE 03/11/93

WORK COMPLIANCE FORM NO.

71.011

AIRCRAFT NO.: 368

MODEL: 1124A WESTWIND (CONTINUED)

AIRCRAFT REG.: N368MD

ISSUED 07-88 REV. 12-92

PAGE 9

93070

WORK DUE AT

* = APU HRS

RECORD TIME WORK ACCOMPLISHED FOR EACH TASK. KEEP TOP COPY FOR YOUR RECORDS. RETURN CARBON COPY TO CSI FOR UPDATING.

71.011

DATE

HOURS

LANDINGS

CYCLES

29 29

5315

CHECK CURRENT DUE LIST FOR DUE TIME CHANGES

ENGINE LIFE LIMITED ROTATING COMPONENTS- RECORD INFORMATION BELOW TO CONTROL LIFE LIMITED COMPONENTS ON CAMP.

725601 STAGE 1 LOW-PRESSURE

TURBINE DISC:

P/N OFF: _____

S/N OFF: _____ RMKS _____

P/N ON: _____

S/N ON: _____ SAME _____

P/N ON TIME SINCE NEW: HOURS _____ CYCLES _____ () RECORD MAX LIFE LIMITS: HOURS _____ CYCLES _____

725606 STAGE 2 LOW-PRESSURE

TURBINE DISC:

P/N OFF: _____

S/N OFF: _____ RMKS _____

P/N ON: _____

S/N ON: _____ SAME _____

P/N ON TIME SINCE NEW: HOURS _____ CYCLES _____ () RECORD MAX LIFE LIMITS: HOURS _____ CYCLES _____

725611 STAGE 3 LOW-PRESSURE

TURBINE DISC:

P/N OFF: _____

S/N OFF: _____ RMKS _____

P/N ON: _____

S/N ON: _____ SAME _____

P/N ON TIME SINCE NEW: HOURS _____ CYCLES _____ () RECORD MAX LIFE LIMITS: HOURS _____ CYCLES _____

725616 HIGH-PRESSURE TURBINE ROTOR:

P/N OFF: _____

S/N OFF: _____ RMKS _____

P/N ON: _____

S/N ON: _____ SAME _____

P/N ON TIME SINCE NEW: HOURS _____ CYCLES _____ () RECORD MAX LIFE LIMITS: HOURS _____ CYCLES _____

725643 LOW-PRESSURE TIE ROD:

P/N OFF: _____

S/N OFF: _____ RMKS _____

P/N ON: _____

S/N ON: _____ SAME _____

P/N ON TIME SINCE NEW: HOURS _____ CYCLES _____ () RECORD MAX LIFE LIMITS: HOURS _____ CYCLES _____

725646 HIGH-PRESSURE IMPELLER:

P/N OFF: _____

S/N OFF: _____ RMKS _____

P/N ON: _____

S/N ON: _____ SAME _____

P/N ON TIME SINCE NEW: HOURS _____ CYCLES _____ () RECORD MAX LIFE LIMITS: HOURS _____ CYCLES _____

725651 FAN SHAFT:

P/N OFF: _____

S/N OFF: _____ RMKS _____

P/N ON: _____

S/N ON: _____ SAME _____

P/N ON TIME SINCE NEW: HOURS _____ CYCLES _____ () RECORD MAX LIFE LIMITS: HOURS _____ CYCLES _____

OPERATOR: ED-WES, INC.

REPORT DATE 03/11/93

WORK COMPLIANCE FORM NO.

71.011

AIRCRAFT NO.: 368

MODEL: 1124A WESTWIND (CONTINUED)

AIRCRAFT REG.: N368MD

ISSUED 07-88 REV. 12-92

PAGE 10

93070

WORK DUE AT

* = APU HRS

RECORD TIME WORK ACCOMPLISHED FOR EACH TASK. KEEP TOP COPY FOR YOUR RECORDS. RETURN CARBON COPY TO CSI FOR UPDATING.

71.011

DATE

HOURS

LANDINGS

CYCLES

29 29

5315

CHECK CURRENT DUE LIST FOR DUE TIME CHANGES

725656 ROTATING AIR SEAL:

P/N OFF: _____ S/N OFF: _____ RMKS _____

P/N ON: _____ S/N ON: _____ SAME _____

P/N ON TIME SINCE NEW: HOURS _____ CYCLES _____ () RECORD MAX LIFE LIMITS: HOURS _____ CYCLES _____

725661 HIGH-PRESSURE SHOULDER SHAFT:

P/N OFF: _____ S/N OFF: _____ RMKS _____

P/N ON: _____ S/N ON: _____ SAME _____

P/N ON TIME SINCE NEW: HOURS _____ CYCLES _____ () RECORD MAX LIFE LIMITS: HOURS _____ CYCLES _____

725686 HIGH-PRESSURE ROTOR:

P/N OFF: _____ S/N OFF: _____ RMKS _____

P/N ON: _____ S/N ON: _____ SAME _____

P/N ON TIME SINCE NEW: HOURS _____ CYCLES _____ () RECORD MAX LIFE LIMITS: HOURS _____ CYCLES _____

725690 LOW-PRESSURE TURBINE AIR SEAL:

P/N OFF: _____ S/N OFF: _____ RMKS _____

P/N ON: _____ S/N ON: _____ SAME _____

P/N ON TIME SINCE NEW: HOURS _____ CYCLES _____ () RECORD MAX LIFE LIMITS: HOURS _____ CYCLES _____

ENGINE LIFE LIMITED ROTATING COMPONENTS AND INSPECTIONS-
RECORD INFORMATION BELOW TO CONTROL LIFE LIMITED COMPONENTS ON CAMP.

725621 FAN ROTOR DISC:

P/N OFF: _____ S/N OFF: _____ RMKS _____

P/N ON: _____ S/N ON: _____ SAME _____

P/N ON TIME SINCE NEW: HOURS _____ CYCLES _____ () RECORD MAX LIFE LIMITS: HOURS _____ CYCLES _____

DISC CYC TECHNICIAN

(990115) (NKP) () REPLACE FAN ROTOR DISC AD 86-04-02 (AD 86-11-05)

RECORD TOTAL DISC CYCLES SINCE NEW. _____

725626 STAGE 1 LOW-PRESSURE

COMPRESSOR DISC:

P/N OFF: _____ S/N OFF: _____ RMKS _____

P/N ON: _____ S/N ON: _____ SAME _____

P/N ON TIME SINCE NEW: HOURS _____ CYCLES _____ () RECORD MAX LIFE LIMITS: HOURS _____ CYCLES _____

OPERATOR: ED-WES, INC.

REPORT DATE 03/11/93

WORK COMPLIANCE FORM NO.

71.011

AIRCRAFT NO.: 368

MODEL: 1124A WESTWIND (CONTINUED)

AIRCRAFT REG.: N368ND

ISSUED 07-88 REV. 12-92

PAGE 11

93070

WORK DUE AT

* = APU HRS

RECORD TIME WORK ACCOMPLISHED FOR EACH TASK. KEEP TOP COPY FOR YOUR RECORDS. RETURN CARBON COPY TO CSI FOR UPDATING.

71.011

DATE

HOURS

LANDINGS

CYCLES

29 29

5315

CHECK CURRENT DUE LIST FOR DUE TIME CHANGES

725631 STAGE 2 LOW-PRESSURE

COMPRESSOR DISC: P/N OFF: _____ S/N OFF: _____ RMKS _____

P/N ON: _____ S/N ON: _____ SAME _____

P/N ON TIME SINCE NEW: HOURS _____ CYCLES _____ () RECORD MAX LIFE LIMITS: HOURS _____ CYCLES _____

725636 STAGE 3 LOW-PRESSURE

COMPRESSOR DISC: P/N OFF: _____ S/N OFF: _____ RMKS _____

P/N ON: _____ S/N ON: _____ SAME _____

P/N ON TIME SINCE NEW: HOURS _____ CYCLES _____ () RECORD MAX LIFE LIMITS: HOURS _____ CYCLES _____

725641 STAGE 4 LOW-PRESSURE

COMPRESSOR DISC: P/N OFF: _____ S/N OFF: _____ RMKS _____

P/N ON: _____ S/N ON: _____ SAME _____

P/N ON TIME SINCE NEW: HOURS _____ CYCLES _____ () RECORD MAX LIFE LIMITS: HOURS _____ CYCLES _____

SEND COMPLETED FORM TO CAMP SYSTEMS, INC. FOR PROCESSING.

SEP
LOG
BOOK

OPERATOR: **ED-WES, INC.**

WORK COMPLIANCE FORM NO. **71.060**

AIRCRAFT NO.: **368**

MODEL: **1124A WESTWIND**

AIRCRAFT REG.: **N368MD**

ISSUED **03-90** REV.

PAGE **1**

90134	WORK DUE AT			* = APU HRS.	RECORD TIME WORK ACCOMPLISHED FOR EACH TASK. KEEP TOP COPY FOR YOUR RECORDS. RETURN CARBON COPY TO CSI FOR UPDATING.
71-006	DATE	HOURS	LANDINGS	CYCLES	
29 29		5178			

UNSCCHEDULED

WORK ACCOMPLISHED: DATE: MONTH 11 DAY 1 YEAR 92 AIRCRAFT HOURS: 5170 LANDINGS: 3802

TECHNICIAN SIGNATURE: [Signature] CERTIFICATE NUMBER: 560767740

INSPECTED BY: [Signature] KIND OF CERTIFICATE: AP

TECHNICIAN	INSPECTOR	MAN-HOURS
		HRS. THS

- ~~710110~~ INSPECT LEFT ENGINE PLUMBING LINES AND CONNECTIONS...MM 72-00-00..... P P
- ~~710610~~ INSPECT RIGHT ENGINE PLUMBING LINES AND CONNECTIONS...MM 72-00-00..... P P

710110, 710610
 INSPECT ENGINE PLUMBING LINES AND CONNECTIONS
 1. INSPECT FOR SECURITY, LEAKS, CRACKS, CUTS OR RUBBING.
 2. RECORD INSPECTION COMPLIED WITH IN SPACE PROVIDED ON PAGE 1.

ATLANTIC AVIATION CORP. USE ONLY

EXCHANGE POOL

FUNCTIONAL TEST

STOCKED AS OH

ZERO TIME

HRS. SINCE NEW 0.0

AAC

PO #

270647

HRS. SINCE OH

P/N

F10A5\$CAV800-1

Solemn

S/N

143F

*removed SD 4-10-92
801*

SO #


5/10/89

NOT A RETURN GOODS AUTHORIZATION

UNIT EXCHANGE RETURN TAG

TO: ATLANTIC AVIATION CORP.
152 QUIGLEY BLVD.
NEW CASTLE, DE 19720

CUSTOMER NAME: _____



**FAILURE TO ATTACH THIS TAG TO
RETURNED PART MAY RESULT IN
YOUR COMPANY BEING INVOICED
ADDITIONAL CHARGES.**

WEST COAST ELECTRICAL MFG. CO.		FUNCTIONAL TEST DATA SHEET				JOB NO. 3387																																	
Customer GRUMMAN		P.O. No. 15-65304	Cust. P/N FIDA-5-SCAV-200-1	WesCo P/N A-1E14	Issue date 9-15-83	Issued by G.L.																																	
P.O. total qty 143	Lot 25	Qty insp 25	Qty acc 25	Lot due 8-15 9-15	Ship date 9/15/83	Shipper 13883	Bal due 118																																
Lot ser. no. 1438																																							
<table border="1"> <tr><td>_____</td><td>_____</td><td>_____</td><td>_____</td><td>_____</td><td>_____</td><td>_____</td><td>_____</td></tr> <tr><td>_____</td><td>_____</td><td>_____</td><td>_____</td><td>_____</td><td>_____</td><td>_____</td><td>_____</td></tr> <tr><td>_____</td><td>_____</td><td>_____</td><td>_____</td><td>_____</td><td>_____</td><td>_____</td><td>_____</td></tr> <tr><td>_____</td><td>_____</td><td>_____</td><td>_____</td><td>_____</td><td>_____</td><td>_____</td><td>_____</td></tr> </table>								_____	_____	_____	_____	_____	_____	_____	_____	_____	_____	_____	_____	_____	_____	_____	_____	_____	_____	_____	_____	_____	_____	_____	_____	_____	_____	_____	_____	_____	_____	_____	_____
_____	_____	_____	_____	_____	_____	_____	_____																																
_____	_____	_____	_____	_____	_____	_____	_____																																
_____	_____	_____	_____	_____	_____	_____	_____																																
_____	_____	_____	_____	_____	_____	_____	_____																																
Characteristics		Procedure	Test equip name/ser.#	Qty acc	Qty rej.	Rej. Ser. no.'s	Insp date																																
Dimensions		Para. I A		25			WESCO 300																																
Workmanship		Para. I B		25			WESCO 300																																
Dielectric 1000 VAC/1 min		Para. II A, B & C	A-R HYPOT S/N 4042	25			WESCO 300																																
Insulation Res 5 megohm min/500 VDC		Para. III A, B & C	A-R WIRE- S/N 130	25			WESCO 300																																
Current 6.3 A. max @ 32V @ 72°F		Para. IV	CAL-POWER S/N 278	25			WESCO 300																																
Full test 4# min @ 28V @ 72°		Para. V	WESCO FIXTURE	25			WESCO 300																																
Push test 4# min		Para. VI		25			WESCO 300																																
Switch continuity & actuation position		Para. VII 1, 2 & 3		25			WESCO 300																																
Lead strength (every 24th unit only)		Para. VIII																																					
REJECTION SUMMARY																																							
Rej. ser. no.	Cause for rejection			Disposition		Apprd	Date																																

SEP 15 1983

Grumman Aerospace Corporation

Bethpage, New York 11714-3582

*P/N
F10A550 Av 200-1
51438*

DATE **MAY**, 10 1989

TO: ATLANTIC AVIATION
GREATER WILMINGTON AIRPORT
P.O. BOX 15000
WILMINGTON, DELAWARE 19850

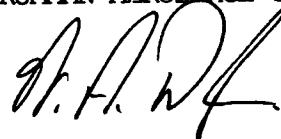
Gentlemen:

Subject SASO# 00566 P.O. 5270647

This is to certify that the raw materials and/or manufactured parts furnished by Grumman Aerospace Corporation on your subject purchase order are in compliance with the applicable Purchase Order, Drawing, and/or Specification, and have been procured, manufactured, and/or processed in accordance with a system of Quality Control as required by your order.

Very truly yours,

GRUMMAN AEROSPACE CORPORATION



William A. Dengler
Director/Chief Inspector
Quality Control

OPERATOR: ED-WEST, INC.

WORK COMPLIANCE FORM NO. 73.080

AIRCRAFT NO.: 368

MODEL: 1124A WESTWIND

AIRCRAFT REG.: N368ND

ISSUED 07-88 REV.

PAGE 1

88349	WORK DUE AT	* = APU HRS.			RECORD TIME WORK ACCOMPLISHED FOR EACH TASK. KEEP TOP COPY FOR YOUR RECORDS. RETURN CARBON COPY TO CSI FOR UPDATING.
73-007	DATE	HOURS	LANDINGS	CYCLES	
29 29					

UNSCHEDULED

WORK ACCOMPLISHED: DATE: MONTH 5 DAY 6 YEAR 92 AIRCRAFT HOURS: 5105 LANDINGS: 3725

TECHNICIAN SIGNATURE: [Signature] CERTIFICATE NUMBER: 560267240

INSPECTED BY: [Signature] KIND OF CERTIFICATE: A+P

732101 PART NAME: LEFT ENGINE FUEL FLOW TRANSMITTER MM 73-30-00

REASON REMOVED: (CHECK ONE) TECHNICIAN: _____ INSP: _____
TIME A () FAIL B (X) WORN C () LOANER D () SCHED CONV E () MOD G () SERVICE K () ENG CHG L () TIRE CHG M () DAMAGED T ()

PART REMOVED: PART NUMBER 151-909-001 SERIAL NUMBER: 225
6883709-1

PART INSTALLED: PART NUMBER 151-909-001 SERIAL NUMBER: 564
6883709-1

TIME SINCE NEW: HRS 0 LDGS _____ MOB _____ TIME SINCE OVERHAUL: HRS 0 LDGS _____ MOB _____

WARRANTY TIME REMAINING: HRS _____ LDGS _____ NOS _____ MAN-HOURS: HRS _____ TENTHS _____ PRICE: \$ _____

734601 PART NAME: RIGHT ENGINE FUEL FLOW TRANSMITTER MM 73-30-00

REASON REMOVED: (CHECK ONE) TECHNICIAN: _____ INSP: _____
TIME A () FAIL B () WORN C () LOANER D () SCHED CONV E () MOD G () SERVICE K () ENG CHG L () TIRE CHG M () DAMAGED T ()

PART REMOVED: PART NUMBER _____ SERIAL NUMBER: _____

PART INSTALLED: PART NUMBER _____ SERIAL NUMBER: _____

TIME SINCE NEW: HRS _____ LDGS _____ MOB _____ TIME SINCE OVERHAUL: HRS _____ LDGS _____ MOB _____

WARRANTY TIME REMAINING: HRS _____ LDGS _____ NOS _____ MAN-HOURS: HRS _____ TENTHS _____ PRICE: \$ _____

732101, 734601
ENGINE FUEL FLOW TRANSMITTER - REMOVAL AND INSTALLATION (REFER TO FIGURE 1 ON CARD 73-5)

- CONSUMABLES: SAFETY WIRE
- A REMOVAL (REFER TO FIGURE 1)
1. DISENGAGE FUEL FLOW CIRCUIT BREAKER.
 2. OPEN ENGINE SIDE COWL DOOR.
 3. DISCONNECT ELECTRICAL CONNECTOR AT TRANSMITTER.
 4. REMOVE SAFETY WIRE AND DISCONNECT FUEL LINES FROM TRANSMITTER.
 5. REMOVE TRANSMITTER AND CAP OPEN PORTS.
 6. RECORD PART NUMBER, SERIAL NUMBER AND REASON REMOVED IN SPACE PROVIDED ON PAGE 1.

B INSTALLATION

CAUTION: INSTALL FUEL FLOW TRANSMITTER WITH THE ARROW POINTING IN THE DIRECTION OF FLOW.


1. OK TO INSTALL. RECORD PART NUMBER, SERIAL NUMBER AND UNIT TIME IN SPACE PROVIDED ON PAGE 1.
2. REMOVE CAPS AND CONNECT FUEL LINE TO TRANSMITTER, SAFETYWIRE NUTS.
3. CONNECT ELECTRICAL CONNECTOR TO TRANSMITTER.
4. ENGAGE FUEL FLOW CIRCUIT BREAKER.
5. RUN-UP ENGINE AND PERFORM FUEL FLOW SYSTEM OPERATIONAL CHECK.
6. CHECK FOR EXTERNAL LEAKS.
7. CLOSE ENGINE SIDE COWL DOOR.

CERTIFICATION OF FUNCTIONAL TEST

The appliance identified below has been functionally tested only and met the functional test requirements as established by the manufacturer and/or regulations of the F.A.A. This repair station made no overhaul or repairs to the appliance and no guaranty of serviceability is implied. Details of this test are on file at this repair station under

W/O No.: 65554
Part No: 8DJ313WAG1
Name....: ITT INDICATOR
P/O.....:
S/N.....: R0097
Mfgr....: GENERAL ELECTRIC
Date....: 05/25/93

By.....: ROBERT MCDOWELL

Signed: 

2425638

AERO-MACH LABS, INC.
Wichita, Kansas

316-267-1007
800-221-4678

F.A.A. CERTIFICATE
No. NU2R044L



AERO-MACH Labs, Inc.

633 EAST HARRY
WICHITA, KANSAS 67211
316 - 267-1007 FAX NO. 316 - 267-2813
800-221-4678

Bill To: 106890
APRI AVIATION, INC.
1448 SALLY RIDE DRIVE
CONCORD, CA 94520

Ship To: 5704
ED-WES INC. ()
ATT: ARNOLD PETERSON
1448 SALLY RIDE DR.
CONCORD, CA 94520

WORK ORDER FAA CRS NU2R044L

Work Order No: 65554
Order Date: 05/24/93
Date Needed: ASAP
Part Name: ITT INDICATOR
Model No.:
Customer P/N: 6883621-503
Mfr. Part No: 8DJ313WAG1
Mfr. Name: GENERAL ELECTRIC
Mfr. Date:
Serial No.: R0097

P/O#: Pack: LETTER Mat'l Cd:

Previous Work Order: 56248	Date of Last 05/17/93	<input checked="" type="checkbox"/> Repair	<input type="checkbox"/> Test	<input type="checkbox"/> Overhaul	Qty	Part Number/Description
Discrepancy or Complaint (C): INDICATES 10 DEGREES HIGHER THAN COMPUTER READINGS. Verified? Yes: <input type="checkbox"/> No: <input checked="" type="checkbox"/>						
Work Instructions (I): CHECK WITH W/O 65555 READING WHICH ARE CORRECT.						
Inspection/Hidden Damage/In-Process Inspection (A): CUSTOMER COMPLAINT NOT VERIFIED. BURNT IN FOR 6 HRS. By: <u>ROBERT MCDOWELL</u>						
Work Performed (W): THERMAL SHOCKED. FUNCTIONALLY TESTED IN ACCORDANCE WITH MANUFACTURER'S SPECIFICATIONS..						

Final Inspection:
ROBERT HENDERSON
By: BH



Technician: **ROBERT MCDOWELL**
Certified Repairman: [Signature]
Certificate Number: 425618
Date Completed: 5-25-93
Invoice No.:

Warranty Information -
Requested.....: None AML Mfgr
Responsibility: Cust AML Mfgr
Rev: 10/09/92o

Aircraft No:
Repair Code: **FUNCTIONAL TEST**
Inv#:

CERTIFICATION OF FUNCTIONAL TEST

The appliance identified below has been functionally tested only and met the functional test requirements as established by the manufacturer and/or regulations of the F.A.A. This repair station made no overhaul or repairs to the appliance and no guaranty of serviceability is implied. Details of this test are on file at this repair station under

W/O No.: 66621
Part No: 8DJ313WAG1
Name....: ITT INDICATOR
P/O.....:
S/N.....: R0097
Mfgr....: GENERAL ELECTRIC
Date....: 06/28/93

By.....: ROBERT MCDOWELL

Signed:  2425638

AERO-MACH LABS, INC.
Wichita, Kansas

316-267-1007
800-221-4678

F.A.A. CERTIFICATE
No. NU2R044L



AERO-MACH labs, inc.

633 EAST HARRY
WICHITA, KANSAS 67211
316 - 267-1007 FAX NO. 316 - 267-2813
800-221-4678

WORK ORDER

FAA CRS NU2R044L

Call To: 106890
APRI AVIATION, INC.
1448 SALLY RIDE DRIVE
CONCORD, CA 94520

Ship To: 106890
APRI AVIATION, INC.
1448 SALLY RIDE DRIVE
CONCORD, CA 94520

Work Order No: 66621
Order Date: 06/28/93
Date Needed: ASAP
Part Name: ITT INDICATOR
Model No:
Customer P/N: 6883621-503
Mfr. Part No: 8DJ313WAG1
Mfr. Name: GENERAL ELECTRIC
Mfr. Date:
Serial No: R0097

P/O#: Pack: LETTER Mat'l Cd

Previous Work Order: 65555	Date of Last 05/25/93	Repair	<input checked="" type="checkbox"/> Test	Overhaul	Qty	Part Number/Description
Discrepancy or Complaint (C): NONE GIVEN.					Verified? Yes: ___ No: <input checked="" type="checkbox"/>	
Work Instructions (I): CHECK AND ADVISE.						
Inspection/Hidden Damage/In-Process Inspection (A): UNIT TESTS TO SPECIFICATIONS.						
					By: ROBERT MCDOWELL	
Work Performed (W): FUNCTIONALLY TESTED TO MANUFACTURERS SPECIFICATIONS.						

Final Inspection:
CARL COOPER
By: *CCE*



Technician: ROBERT MCDOWELL
Certified Repairman: *[Signature]*
Certificate Number: *2426187*
Date Completed: *6-28-93*
Invoice No.:

Warranty Information -
Requested: None AML ___ Mfgr ___
Responsibility: Cust ___ AML Mfgr ___
Rev: 10/09/92o

Aircraft No:
Repair Code: FUNCTIONAL TEST
Inv#:

MAINTENANCE RELEASE

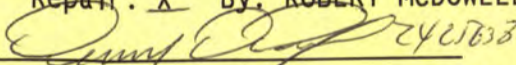
The appliance identified below was repaired and inspected in accordance with current regulations of the Federal Aviation Administration and is approved for return to service. Pertinent details of the repair are on file at this repair station under

SERVICEABLE

W/O No.: 67199
Part No: 8DJ313WAG1
Name: ITT INDICATOR
P/O:
S/N: R0031R
Mfgr: GENERAL ELECTRIC
Date: 07/20/93

OHC: _____ Repair: X By: ROBERT MCDOWELL


Signed: _____

 2425638

F.A.A. CERTIFICATE
No. NU2R044L

316-267-1007
800-221-4678

AERO-MACH LABS, INC.
Wichita, Kansas



AERO-MACH labs, inc.

633 EAST HARRY
WICHITA, KANSAS 67211
316 - 267-1007 FAX NO. 316 - 267-2813
800-221-4678

WORK ORDER

FAA CRS NU2R044L

Bill To: 106890
APRI AVIATION, INC.

1448 SALLY RIDE DRIVE
CONCORD, CA 94520

Ship To: 106890
APRI AVIATION, INC.

1448 SALLY RIDE DRIVE
CONCORD, CA 94520

Work Order No: 67199
Order Date: 07/19/93
Date Needed: 07/26/93
Part Name: ITT INDICATOR
Model No.:
Customer P/N: 6883621-503
Mfr. Part No.: 8DJ313WAG1
Mfr. Name: GENERAL ELECTRIC
Mfr. Date:
Serial No.: R0031R

P/O#: Pack: LETTER Mat'l Cd:

Previous Work Order: 66620	Date of Last 06/28/93	<input checked="" type="checkbox"/> Repair	<input type="checkbox"/> Test	<input type="checkbox"/> Overhaul	Qty	Part Number/Description
Discrepancy or Complaint (C): STICKS, DIGITAL READOUT READS CORRECT.						
Work Instructions (I): REPAIR AND RETURN.						
Inspection/Hidden Damage/In-Process Inspection (A): VERIFIED CUSTOMER COMPLAINT. POINTER HUB RUBBING ON DIAL.						
Work Performed (W): REPOSITIONED POINTER, CLEANED DIAL, LENS AND PAINTED THE CASE, REPAIRED, CLEANED, AND CALIBRATED IN ACCORDANCE WITH MANUFACTURER'S SPECIFICATIONS.						

Verified? Yes: No:

By: ROBERT MCDOWELL

Final Inspection:
CARL COOPER
By: *CC*

Technician: ROBERT MCDOWELL
Certified Repairman: *[Signature]*
Certificate Number: 242013
Date Completed: 7-2-93
Invoice No.:

Warranty Information -
Requested: None AML Mfgr
Responsibility: Cust AML Mfgr
Rev: 10/09/92o

Aircraft No:
Repair Code: REPAIR
Inv#:

MAINTENANCE RELEASE

The appliance identified below was repaired and inspected in accordance with current regulations of the Federal Aviation Administration and is approved for return to service. Pertinent details of the repair are on file at this repair station under

SERVICEABLE

W/O No.: 66620
Part No: 8DJ313WAG1
Name...: ITT INDICATOR
P/O...:
S/N...: R0031R
Mfgr...: GENERAL ELECTRIC
Date...: 06/28/93

OHC: _____ Repair: X By: ROBERT MCDOWELL

Signed: *Robert McDowell* 2425638

F.A.A. CERTIFICATE
No. NU2R044L

316-267-1007
800-221-4678

AERO-MACH LABS, INC.
Wichita, Kansas



AERO-MACH Labs, Inc.

633 EAST HARRY
WICHITA, KANSAS 67211
316 - 267-1007 FAX NO. 316 - 267-2813
800-221-4678

WORK ORDER


FAA CRS NU2R044L

By To: 106890
APRI AVIATION, INC.
1448 SALLY RIDE DRIVE
CONCORD, CA 94520

Ship To: 106890
APRI AVIATION, INC.
1448 SALLY RIDE DRIVE
CONCORD, CA 94520

Work Order No: 66620
Order Date: 06/28/93
Date Needed: ASAP
Part Name: ITT INDICATOR
Model No.:
Customer P/N: 6883621-503
Mfr. Part No: 8DJ313WAG1
Mfr. Name: GENERAL ELECTRIC
Mfr. Date:
Serial No.: R0031R

P/O#: Pack: LETTER Mat'l Cd:


Previous Work Order: 65555 Date of Last 05/25/93 <input type="checkbox"/> Repair <input checked="" type="checkbox"/> Test <input type="checkbox"/> Overhaul		Qty	Part Number/Description
Discrepancy or Complaint (C): INDICATES 10 DEGREES HIGH WIT FUEL COMPUTER ON. Verified? Yes: <input type="checkbox"/> No: <input checked="" type="checkbox"/>		1	1N645 DIODE
Work Instructions (I): CHECK AND ADVISE.			
Inspection/Hidden Damage/In-Process Inspection (A): CUSTOMER COMPLAINT NOT VERIFIED. DIODE ON DIMMING BOARD OUT OF TOLERANCE. FOUND FAULT IN GROUND RETURN WIRE. By: ROBERT MCDOWELL			
Work Performed (W): DISASSEMBLED, CLEANED AND INSPECTED UNIT. REPAIRED FAULT. REPAIRED, CLEANED, AND CALIBRATED IN ACCORDANCE WITH MANUFACTURER'S SPECIFICATIONS.			
Final Inspection: CARL COOPER By: <i>CJC</i>	 Technician: ROBERT MCDOWELL Certified Repairman: <i>[Signature]</i> Certificate Number: <i>6525658</i> Date Completed: <i>6-28-93</i> Invoice No.:	Warranty Information - Requested.....: None <input checked="" type="checkbox"/> AML <input type="checkbox"/> Mfgr <input type="checkbox"/> Responsibility: Cust <input type="checkbox"/> AML <input checked="" type="checkbox"/> Mfgr <input type="checkbox"/> Rev: 10/09/92o	Aircraft No: Repair Code: REPAIR Inv#:

CERTIFICATION OF FUNCTIONAL TEST

The appliance identified below has been functionally tested only and met the functional test requirements as established by the manufacturer and/or regulations of the F.A.A. This repair station made no overhaul or repairs to the appliance and no guaranty of serviceability is implied. Details of this test are on file at this repair station under

W/O No.: 65555
Part No: 8DJ313WAG1
Name....: ITT INDICATOR
P/O.....:
S/N.....: R0031R
Mfgr.....: GENERAL ELECTRIC
Date.....: 05/25/93


By.....: ROBERT MCDOWELL

Signed:  2425638

AERO-MACH LABS, INC.
Wichita, Kansas

316-267-1007
800-221-4678

F.A.A. CERTIFICATE
No. NU2R044L



AERO-MACH
Labs, Inc.

633 EAST HARRY
WICHITA, KANSAS 67211
316 - 267-1007
800-221-4678

FAX NO. 316 - 267-2813

WORK ORDER

FAA CRS NU2R044L

Work Order No.: 65555
Order Date....: 05/24/93
Date Needed....: ASAP
Part Name.....: ITT INDICATOR
Model No.....:
Customer P/N.: 6883621-503
Mfr. Part No.: 8DJ313WAG1
Mfr. Name.....: GENERAL ELECTRIC
Mfr. Date.....:
Serial No.....: R0031R

Bill To: 106890
APRI AVIATION, INC.
18 SALLY RIDE DRIVE
CONCORD, CA 94520

Ship To: 5704
ED-WES INC.
ATT: ARNOLD PETERSON
1448 SALLY RIDE DR.
CONCORD, CA 94520

P/O#: .. Pack: LETTER Mat'l Cd:

Previous Work Order: 43792	Date of Last 06/12/91	<input checked="" type="checkbox"/> Repair	<input type="checkbox"/> Test	<input type="checkbox"/> Overhaul	Qty	Part Number/Description
Discrepancy or Complaint (C): UNIT READS CORRECTLY.					Verified? Yes: <input type="checkbox"/> No: <input checked="" type="checkbox"/>	
Work Instructions (I): CHECK WITH W/O 65554, NO REPAIR NEEDED.						
Inspection/Hidden Damage/In-Process Inspection (A):						
By: ROBERT MCDOWELL						
Work Performed (W): THERMAL SHOCKED. FUNCTIONALLY TESTED IN ACCORDANCE WITH MANUFACTURER'S SPECIFICATIONS..						

Final Inspection:
ROBERT HENDERSON
By: *Brt*



Technician: ROBERT MCDOWELL
Certified Repairman: *[Signature]*
Certificate Number: 2421312
Date Completed: 5-25-93
Invoice No.:

Warranty Information
Requested.....: None AML Mfgr
Responsibility: Cust AML Mfgr
Rev: 10/09/92o

Aircraft No:
Repair Code: FUNCTIONAL TEST
Inv#:

OPERATOR: ED-WES, INC.

WORK COMPLIANCE FORM NO. 77.060

AIRCRAFT NO.: 368

MODEL: 1124A WESTWIND

AIRCRAFT REG.: N368MD

ISSUED 07-88 REV.

PAGE 1

89313	WORK DUE AT	* = APU HRS		RECORD TIME WORK ACCOMPLISHED FOR EACH TASK. KEEP TOP COPY FOR YOUR RECORDS. RETURN CARBON COPY TO CSI FOR UPDATING.
77-006	DATE	HOURS	LANDINGS	CYCLES
29 29				

UNSCHEDULED

WORK ACCOMPLISHED: DATE: MONTH 5 DAY 31 YEAR 93 AIRCRAFT HOURS: 5278 LANDINGS: 3928

TECHNICIAN SIGNATURE: [Signature] CERTIFICATE NUMBER: 560762740

INSPECTED BY: [Signature] KIND OF CERTIFICATE: A+P

 771106 PART NAME: LEFT ENGINE ITT INDICATOR MM 77-00-00
 REASON REMOVED: (CHECK ONE) TECHNICIAN: [Signature] INSP: [Signature]
 TIME A () FAIL B () WORN C () LOANER D () SCHED CONV E () MOD G () SERVICE ENG CHG L () TIRE CHG M () DAMAGED T ()

PART REMOVED: PART NUMBER 6883621-503 SERIAL NUMBER: R0097

PART INSTALLED: PART NUMBER 6883621-503 SERIAL NUMBER: R0097

TIME SINCE NEW: HRS _____ LDGS _____ MOS _____ TIME SINCE OVERHAUL: HRS 0 LDGS _____ MOS _____

WARRANTY TIME REMAINING: HRS _____ LDGS _____ MOS _____ MAN-HOURS: HRS _____ TENTHS _____ PRICE: \$ _____

 772606 PART NAME: RIGHT ENGINE ITT INDICATOR MM 77-00-00
 REASON REMOVED: (CHECK ONE) TECHNICIAN: [Signature] INSP: [Signature]
 TIME A () FAIL B () WORN C () LOANER D () SCHED CONV E () MOD G () SERVICE ENG CHG L () TIRE CHG M () DAMAGED T ()

PART REMOVED: PART NUMBER 6883621-501 SERIAL NUMBER: S0047

PART INSTALLED: PART NUMBER 6883621-503 SERIAL NUMBER: R0031R

TIME SINCE NEW: HRS _____ LDGS _____ MOS _____ TIME SINCE OVERHAUL: HRS 0 LDGS _____ MOS _____

WARRANTY TIME REMAINING: HRS _____ LDGS _____ MOS _____ MAN-HOURS: HRS _____ TENTHS _____ PRICE: \$ _____

 771106, 772606

ENGINE ITT INDICATOR - REMOVAL AND INSTALLATION
 A REMOVAL

1. REMOVE ELECTRICAL POWER FROM THE AIRCRAFT.
2. LOOSEN THE TWO DIAGONALLY OPPOSITE SCREWS AT THE SIDE OF THE INDICATOR FOUR COMPLETE TURNS.
3. WITHDRAW THE INDICATOR FROM THE CENTER INSTRUMENT PANEL TO GAIN ACCESS TO THE ELECTRICAL CONNECTOR.
4. DISCONNECT THE ELECTRICAL CONNECTOR FROM THE INDICATOR AND REMOVE THE INDICATOR.
5. RECORD PART NUMBER, SERIAL NUMBER AND REASON REMOVED IN SPACE PROVIDED ON PAGE 1.

B INSTALLATION

1. OK TO INSTALL. RECORD PART NUMBER, SERIAL NUMBER AND UNIT TIME IN SPACE PROVIDED ON PAGE 1.
2. CONNECT THE ELECTRICAL CONNECTOR TO THE INDICATOR.
3. INSTALL THE INDICATOR AND TIGHTEN THE TWO DIAGONALLY OPPOSITE SCREWS.

NOTE: DO NOT TIGHTEN THE SCREWS TOO TIGHT OR DAMAGE MAY BE CAUSED TO THE INDICATOR.

4. PERFORM AN OPERATIONAL CHECK OF THE INDICATOR.

SERVICEABLE PART

Bellone Enterprises, Inc.

FAA Approved Repair Station No. QK3R792L

ACCESSORY

20138 STATE ROAD

CERRITOS, CA 90701

(310) 860-6706 • FAX (310) 860-1606

RESERVOIR, PNEUMATIC

PART NAME . _____

PART NO. 36200071

SERIAL NO. 07511 A1

REPAIRED

RECHARGED

HYDROSTATIC TESTED

WEIGHT, LEAK & PRESSURE TESTED

OVERHAULED & CERTIFIED (OHC)

The Aircraft and/or component identified above was repaired and inspected in accordance with Current Federal Aviation Regulations and was found Airworthy for return to service.

Pertinent details of the repair are on file at this Agency under

WORK ORDER NO. 13305

Date JUL 1 1993

SIGNED [Signature]

AUTHORIZED SIGNATURE

CBeltone Enterprises, Inc.
20134 State Road
Cerritos, California 90701
(310)860-6706 * FAX (310)860-1606

WORK ORDER NO. =====> 1330
F.A.A. #QK3R792L
D.O.T. #B528
F.A.A. A.D.P. #D-WP-20045-5

INSPECTION AND TEARDOWN REPORT
=====

CUSTOMER: McBain Co / APR1 Aviation Date Received: 7-10-93
CUSTOMER P.O. #: Verbal Arnold Units Received _____
Part Number: 36200071 Serial Number: 07511A1
Manufacturer: HTL Description: Emergency gear down
This P.O. 2
Page 2 of 2

----- CUSTOMER REPORTED DISCREPANCIES -----

Overhaul Req'd....: _____	Weight and/or Leak Test...: _____
Hydro Test Due....: <u>X</u>	Shelf Life Expired.....: _____
Repair As Nec....: _____	Functional Test Due.....: _____
Recharge.....: _____	Modify.....: _____
Other.....: _____	

----- INITIAL INSPECTION -----

Date of MFG.....: <u>8-80</u>	DOT/ICC Rating: <u>UNK</u>	Full.....: _____
Last O'haul/Hydro: <u>8-85</u>	Capacity: <u>UNK</u>	Empty....: <u>X</u>
Cartridge Date(s): <u>N/A</u>	Test Press: <u>3500 psi</u>	Fired....: _____
ATA Container....: <u>Y</u> <u>(N)</u>		Other....: _____

----- INITIAL INSPECTION ANALYSIS -----

Repairable.....: <u>(Y)</u> N	BER/Scrap.....: Y . N
Parts Missing....: <u>None</u>	
Add. Parts Rec'd.: <u>None</u>	
Exterior Damage...: <u>None</u>	
Hidden Damage....: <u>None</u>	
Serviced Per MFG.: (<u>CR</u>)	Manual #/Drawing: <u>Title 49</u> Rev. Date: <u>1993</u>
Other: _____	

----- CORRECTIVE ACTION -----

Overhauled IAW MFG Specs.....: _____	Inspect Interior: <u>X</u>
Repaired IAW MFG Specs.....: _____	Refinish Ext....: _____
Hydrostatic Test & Re-Certify.....: <u>X</u>	Continuity Test.: _____
Recharge - Wt. and/or Leak Test....: _____	Functional Test.: _____
	No Work Done.....: _____

Scope of Work: Inspect Hydrostatic Tested @ 3500 psi

----- MATERIALS REQUIRED -----

Agent: _____

Weight: _____

Pressure Media: _____

Weight: _____

PSI @ 70F: _____

QTY	PART NUMBER	DESCRIPTION	QTY	PART NUMBER	DESCRIPTION
_____	_____	_____	_____	_____	_____
_____	_____	_____	_____	_____	_____
_____	_____	_____	_____	_____	_____
_____	_____	_____	_____	_____	_____
_____	_____	_____	_____	_____	_____
_____	_____	_____	_____	_____	_____
_____	_____	_____	_____	_____	_____
_____	_____	_____	_____	_____	_____

----- FINAL ANALYSIS -----

Approved For Return To Service (~~Yes~~/No): yes

TSO: Continues Rejected: _____

TECHNICIAN: *[Signature]*

DATE: JUL 10 1993 STAMP: _____



INSPECTOR: *[Signature]*

DATE: JUL 10 1993 STAMP: _____



----- OTHER COMMENTS -----

OPERATOR: ED-WES, INC.

REPORT DATE 06/11/93

WORK COMPLIANCE FORM NO.

78.050

AIRCRAFT NO.: 368

MODEL: 1124A WESTWIND

CARD NO: 78- 2

AIRCRAFT REG.: N368MD

ISSUED 07-88 REV. 08-89

PAGE 1

93162	WORK DUE AT	* - APU HRS			RECORD TIME WORK ACCOMPLISHED FOR EACH TASK. KEEP TOP COPY FOR YOUR RECORDS. RETURN CARBON COPY TO CSI FOR UPDATING.
78-004	DATE	HOURS	LANDINGS	CYCLES	
29 29	07/29/93				

CHECK CURRENT DUE LIST FOR DUE TIME CHANGES

WORK ACCOMPLISHED: DATE: MONTH 7 DAY 12 YEAR 93 AIRCRAFT HOURS: 5293 LANDINGS: 3951

TECHNICIAN SIGNATURE: [Signature] KIND OF CERTIFICATE & NO: 560767740

INSPECTED BY: [Signature] KIND OF CERTIFICATE & NO: A+P

ONLY THE FOLLOWING WORK IS DUE AT THE TIME(S) NOTED ABOVE:

DUE > 780163 HYDRO T T/R STORC BOTTLE NO REF

780161 PART NAME: () THRUST REVERSER GAS STORAGE BOTTLE MM 78-34-00

REASON REMOVED: (CHECK ONE) TECHNICIAN: [Signature] INSP: [Signature]

TIME A () FAIL B () WORN C () LOANER D () SCHED CONV E () MOD G () SERVICE K (X) ENG CHG L () TIRE CHG M () DAMAGED T ()

PART REMOVED: PART NUMBER 3753015-501 SERIAL NUMBER: 07511A1

PART INSTALLED: PART NUMBER 36200071 SERIAL NUMBER: 07511A1

INSTALLED TSN: HRS _____ LDGS _____ MDS _____

WARRANTY TIME REMAINING: HRS _____ LDGS _____ MDS _____ MAN-HOURS: HRS _____ TENTHS _____ PRICE: \$ _____

	DATE C/W	TECHNICIAN	INSPECTOR	MAN-HOURS
	MO/DAY/YR			HRS.THS
#780163 HYDROSTATIC CHECK THRUST REVERSER STORAGE BOTTLE...MM 78-34-00	<u>7/10/93</u>	<u>[Signature]</u>	<u>[Signature]</u>	
RECORD DATE OF HYDROSTATIC CHECK.....				
780165 INSPECT THRUST REVERSER STORAGE BOTTLE...SIL-38.....				
780161				

NOTE: THE FOLLOWING ADDITIONAL WCF(S) ARE REQUIRED TO PERFORM THIS TASK 78.110.

THRUST REVERSER GAS STORAGE BOTTLE - REMOVAL AND INSTALLATION, CHECK, INSPECT (REFER TO FIGURE 2 ON CARD 78-2) A REMOVAL (REFER TO FIGURE 2)

1. DISENGAGE THRUST REVERSER POWER AND CONTROL CIRCUIT BREAKERS.
2. RELEASE MAIN HYDRAULIC PRESSURE.
3. RELEASE THRUST REVERSER ACCUMULATOR NITROGEN PRESSURE.
4. REMOVE MAIN BAGGAGE COMPARTMENT REAR PANEL.
5. REMOVE AIR CONDITIONING DUCTS, ELECTRICAL WIRING DETECTORS AND BONDING STRAPS TO GAIN ACCESS TO GAS CYLINDER.

NOTE: THE GAS CYLINDER FOR EMERGENCY LANDING GEAR DOWN IS IDENTICAL TO GAS CYLINDER FOR THRUST REVERSER ACCUMULATOR, AND BOTH ARE INSTALLED TOGETHER ON THE BULKHEAD.

6. DISCONNECT NITROGEN PRESSURE LINE FROM GAS CYLINDER, CAP OPEN LINE.
7. OPEN CLAMP SECURING GAS CYLINDER TO MOUNTING BRACKET.
8. REMOVE GAS CYLINDER, REMOVE FITTING FROM GAS CYLINDER.
9. RECORD PART NUMBER, SERIAL NUMBER AND REASON REMOVED IN SPACE PROVIDED ON PAGE 1.

B INSTALLATION

1. OK TO INSTALL. RECORD PART NUMBER, SERIAL NUMBER AND UNIT TIME IN SPACE PROVIDED ON PAGE 1.
2. INSTALL FITTING ON GAS CYLINDER. POSITION GAS CYLINDER ON MOUNTING BRACKET.
3. INSTALL CLAMP SECURING GAS CYLINDER TO MOUNTING BRACKET.
4. REMOVE CAP AND CONNECT NITROGEN PRESSURE LINE TO GAS CYLINDER.
5. CHARGE THRUST REVERSER ACCUMULATOR WITH NITROGEN TO PRESSURE OF:
 - 750 + OR -40 PSI FOR AMBIENT TEMPERATURE -20 DEGREES F TO 30 DEGREES F
 - 825 + OR -40 PSI FOR AMBIENT TEMPERATURE 30 DEGREES F TO 80 DEGREES F
 - 900 + OR -40 PSI FOR AMBIENT TEMPERATURE 80 DEGREES F TO 130 DEGREES F
6. CHECK HYDRAULIC FLUID LEVEL IN RESERVOIR.

OPERATOR: ED-WES, INC.

REPORT DATE 10/13/92

WORK COMPLIANCE FORM NO.

78.090A

AIRCRAFT NO.: 368

MODEL: 1124A WESTWIND

CARD NO: 78- 3

AIRCRAFT REG.: N368MD

ISSUED 07-88 REV. 03-90

PAGE 1

92287
78-010
29 29

WORK DUE AT	DATE	HOURS	* = APU HRS	LANDINGS	CYCLES
	11/30/92				

RECORD TIME WORK ACCOMPLISHED FOR EACH TASK. KEEP TOP COPY FOR YOUR RECORDS. RETURN CARBON COPY TO CSI FOR UPDATING.

CHECK CURRENT DUE LIST FOR DUE TIME CHANGES

WORK ACCOMPLISHED: DATE: MONTH 11 DAY 1 YEAR 92 AIRCRAFT HOURS: 5170 LANDINGS: 3802

TECHNICIAN SIGNATURE: [Signature] KIND OF CERTIFICATE & NO: 560767740

INSPECTED BY: [Signature] KIND OF CERTIFICATE & NO: AA

THE FOLLOWING WORK IS DUE AT THE TIME(S) NOTED ABOVE:	TECHNICIAN	INSPECTOR	MAN-HOURS
			HRS. THS
780136 LUBE LEFT THROTTLE RETARDER FEEDBACK CONTRDL ASSEMBLY...MM 78-32-00.....	<u>[Signature]</u>	<u>[Signature]</u>	
780636 LUBE RIGHT THROTTLE RETARDER FEEDBACK CONTROL ASSEMBLY...MM 78-32-00.....	<u>[Signature]</u>	<u>[Signature]</u>	

780136, 780636

NOTE: THE FOLLOWING ADDITIONAL WCF(S) ARE REQUIRED TO PERFORM THIS TASK 78.110.

LUBE THROTTLE RETARDER FEEDBACK CONTROL ASSEMBLY (REFER TO FIGURES 1 THROUGH 7 ON CARD 78-3)

EQUIPMENT/CONSUMABLES: SOURCE OF DRY, OIL-FREE COMPRESSED AIR, DRY LINT-FREE CLOTH, THROTTLE RETARDER GAUGE P/N F10A-5-P20900-11, FEEDBACK CABLE MOTION AND RIGGING P/N F10A-5-P20900-13 AND P/N F10A-5-P20900-15, GREASE MIL-G-23827 OR GL 105 D1, GREASE DOW CORNING DC33 LIGHT CONSISTENCY, LOCKWIRE, COTTER PIN P/N MS24655-153, DEPTH CALIPER 0 TO 3.90 INCH, RIG PIN WITH DIAMETER OF 0.125 INCH

CAUTION: EXTREME CARE MUST BE TAKEN WHEN REMOVING AND INSERTING CABLES TO AVOID DAMAGE TO THE CASING TEFLON LINERS. EVIDENCE OF TEFLON PIECES ON THE CABLE OR IN THE CABLE OR IN THE LUBRICANT IS CAUSE FOR REPLACING THE CASING. THREADED ENDS OF THE CABLE SHOULD NOT BE INSERTED INTO THE CASING AS DAMAGE WILL RESULT TO THE TELFON LINER.

1. REMOVE THROTTLE RETARDER FEEDBACK CONTROL ASSEMBLY AS FOLLOWS:

NOTE: TO REMOVE THE THROTTLE RETARDER FEEDBACK CONTROL ASSEMBLY, IT MUST BE DISASSEMBLED. DURING DISASSEMBLY, THE TELEFLEX HARDWARE MUST BE CAREFULLY RETAINED.

- A. OPERATE THRUST REVERSER DOORS TO FULL DEPLOYED POSITION AND INSTALL THE DEPLOY GROUND LOCK.
- B. RELEASE MAIN HYDRAULIC SYSTEM AND THRUST REVERSER SYSTEM PRESSURE.
- C. REMOVE ELECTRICAL POWER FROM AIRCRAFT.
- D. REMOVE INSPECTION PANELS ON OUTER SIDE OF REAR NACELLE TO GAIN ACCESS TO THROTTLE RETARDER SYSTEM UNITS.
- E. REMOVE NUT, WASHER, BUSHING AND BOLT CONNECTING RETARDER ROD-END ASSEMBLY TO LOWER REVERSER DOOR.
- F. REMOVE BOLT, SPACER, WASHER AND NUT CONNECTING ROD-END TO BELLCRANK OF SINGLE LEAD CONTROL BOX.
- G. WITHDRAW ROD-END ASSEMBLY WITH INNER TELESCOPIC CASING AND COMBINATION CABLE FROM AFT TELESCOPIC OUTER CASING. (BELLCRANK WILL ROTATE UNTIL SECTION OF COMBINATION CABLE IS OUT OF CONTROL BOX).
- H. REMOVE AFT RIGID CASING COUPLING NUT FROM INNER THREAD OF AFT SWIVEL THREADED COUPLING THEN REMOVE TWO HEX NUTS AND WASHER FROM OUTER THREAD OF SWIVEL THREADED COUPLING AND SLIDE THEM FORWARD ONTO AFT RIGID CASING.
- I. REMOVE AFT SWIVEL ASSEMBLY WITH AFT OUTER TELESCOPIC CASING FROM AFT SUPPORT BRACKET AND TWO HEX NUTS AND WASHER FROM AFT RIGID CASING.
- J. IF REQUIRED, REMOVE ROD-END ASSEMBLY AND NUT FROM INNER CASING AND COMBINATION CABLE.
- K. WITHDRAW ROD-END WITH INNER TELESCOPIC CASING AND CABLE FROM FORWARD TELESCOPIC OUTER CASING.
- L. REMOVE SCREWS ATTACHING FORWARD RIGID CASING FAIRLEAD TO STRUCTURE OF NACELLE. REMOVE FAIRLEAD.
- M. REMOVE FORWARD RIGID COUPLING NUT FROM INNER THREAD OF FORWARD SWIVEL THREADED COUPLING.
- N. IF REAR NACELLE IS INSTALLED ON ENGINE, REMOVE FORWARD RIGID CASING COUPLING NUT FROM FORWARD CONTROL BOX ON ENGINE FUEL CONTROL.
- O. CAREFULLY REMOVE FORWARD RIGID CASING.
- P. REMOVE TWO HEX NUTS AND WASHER FROM FORWARD SWIVEL THREADED COUPLING AND REMOVE FORWARD TELESCOPIC OUTER CASING WITH SWIVEL ASSEMBLY FROM FORWARD SUPPORT BRACKET.

OPERATOR: ED-WES, INC.

WORK COMPLIANCE FORM NO.

AIRCRAFT NO.: 368

MODEL: 1124A WESTWIND

AIRCRAFT REG.: N368MD

PAGE 1

92022

WORK DUE AT

* = APU HRS

RECORD TIME WORK ACCOMPLISHED FOR EACH TASK. KEEP TOP COPY FOR YOUR RECORDS. RETURN CARBON COPY TO CSI FOR UPDATING.

DATE

HOURS

LANDINGS

CYCLES

29 29

UNSCHEDULED

COMPONENT UPDATE:

WORK ACCOMPLISHED: DATE: MONTH 7 DAY 29 YEAR 92 AIRCRAFT HOURS: 5124 LANDINGS: 3746

TECHNICIAN SIGNATURE: [Signature] CERTIFICATE NUMBER: 560767240

INSPECTED BY: [Signature] KIND OF CERTIFICATE: A+P

CODE: _____ PART NAME: _____

REASON REMOVED: (CHECK ONE)

TIME A () FAIL B () WORN C () LOANER D () SCHED CONV E () MOD G () SERVICE K () ENG CHG L () TIRE CHG M () DAMAGED T ()

PART REMOVED: PART NUMBER _____ SERIAL NUMBER: _____

PART INSTALLED: PART NUMBER _____ SERIAL NUMBER: _____

TIME SINCE NEW: HRS _____ LDGS _____ MOS _____ TIME SINCE OVERHAUL: HRS _____ LDGS _____ MOS _____

WARRANTY TIME REMAINING: HRS _____ LDGS _____ MOS _____ MAN-HOURS: HRS _____ TENTHS _____ PRICE: \$ _____

REMARKS: _____

SERVICE/INSPECTION UPDATE:

WORK ACCOMPLISHED: DATE: MONTH _____ DAY _____ YEAR _____ AIRCRAFT HOURS: _____ LANDINGS: _____

TECHNICIAN SIGNATURE: _____ CERTIFICATE NUMBER: _____

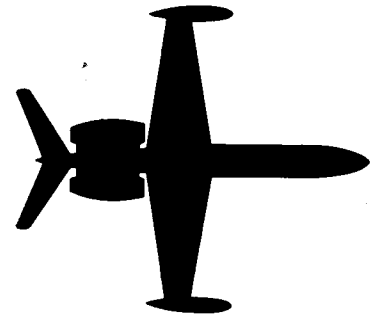
INSPECTED BY: _____ KIND OF CERTIFICATE: _____

CODE _____ JOB DESCRIPTION _____ TECHNICIAN _____ INSPECTOR _____ MAN-HOURS _____

HRS. THS

GW SIL 1124-78-092

REMARKS: REPLACEMENT OF THRUST REVERSER FAULT TEST SWITCH IN ACCORDANCE WITH SIL 1124-78-092.



SERVICE INFORMATION LETTER

SERVICE INFORMATION LETTER NO. 1124-78-092

October 9, 1991

SUBJECT: THRUST REVERSE - REPLACEMENT OF THRUST
REVERSE FAULT TEST SWITCH

EFFECTIVITY: MODEL 1124/1124A WESTWIND, all serial numbers.

A. REASON

Aircraft originally were equipped with Staco P/N 30271-18N Thrust Reverse Fault Test Switches, which are no longer available. An alternate switch, P/N 10120-2, from Otto Controls is approved for replacement.

B. REFERENCE

1124/1124A Westwind Wiring Diagram Manual, Chapter 78-30-01.

C. PUBLICATIONS AFFECTED

1124/1124A Westwind Wiring Diagram Manual, Chapter 78-30-01.
1124/1124A Westwind Illustrated Parts Catalog, Chapter 78-30-00.

D. DESCRIPTION

During replacement of the Thrust Reverse Fault Test Switch, replace Staco switch P/N 30271-18N with Otto Controls switch P/N 10120-2. Because terminal identification is different on the two switches, refer to Figure 1 and the 1124/1124A Westwind Wiring Diagram Manual, Chapter 78-30-01, to compare the original Staco terminal numbers and connecting wires for proper connection to Otto Controls switches.


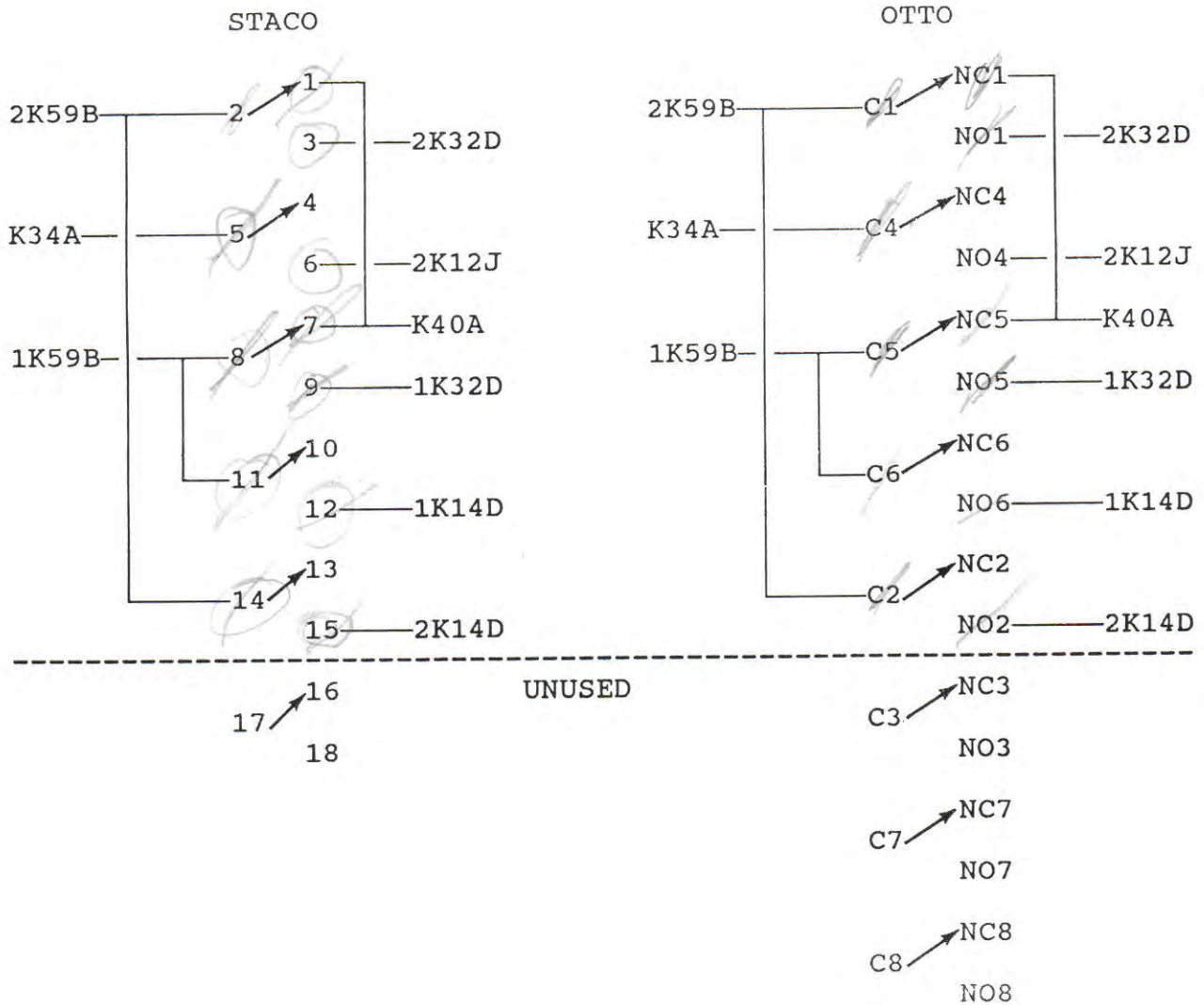


FIGURE 1

OPERATOR: ED-WEST, INC.

WORK COMPLIANCE FORM NO. 79.030

AIRCRAFT NO.: 368

MODEL: 1124A WESTWIND

AIRCRAFT REG.: NJ368MD

ISSUED 07-88 REV.

PAGE 1

88349	WORK DUE AT	* = APU HRS.			RECORD TIME WORK ACCOMPLISHED FOR EACH TASK. KEEP TOP COPY FOR YOUR RECORDS. RETURN CARBON COPY TO CSI FOR UPDATING.
79-003	DATE	HOURS	LANDINGS	CYCLES	
29 29					
UNSCHEDULED					

WORK ACCOMPLISHED: DATE: MONTH 2 DAY 4 YEAR 94 AIRCRAFT HOURS: 5390 LANDINGS: 4040

TECHNICIAN SIGNATURE: [Signature] CERTIFICATE NUMBER: 560767740

INSPECTED BY: [Signature] KIND OF CERTIFICATE: A/P

790136 PART NAME: LEFT ENGINE PRESSURE BREATHER VALVE LMM 79-20-02
REASON REMOVED: (CHECK ONE) TECHNICIAN: _____ INSP: _____
TIME A () FAIL B () WORN C () LOANER D () SCHED CONV E () MOD G () SERVICE K () ENG CHG L () TIRE CHG M () DAMAGED T ()

PART REMOVED: PART NUMBER _____ SERIAL NUMBER: _____

PART INSTALLED: PART NUMBER _____ SERIAL NUMBER: _____

TIME SINCE NEW: HRS _____ LDGS _____ MOS _____ TIME SINCE OVERHAUL: HRS _____ LDGS _____ MOS _____

WARRANTY TIME REMAINING: HRS _____ LDGS _____ MOS _____ MAN-HOURS: HRS _____ TENTHS _____ PRICE: \$ _____

791636 PART NAME: RIGHT ENGINE PRESSURE BREATHER VALVE LMM 79-20-02
REASON REMOVED: (CHECK ONE) TECHNICIAN: [Signature] INSP: [Signature]
TIME A () FAIL B (X) WORN C () LOANER D () SCHED CONV E () MOD G () SERVICE K () ENG CHG L () TIRE CHG M () DAMAGED T ()

PART REMOVED: PART NUMBER 3071564-8 SERIAL NUMBER: 2988

PART INSTALLED: PART NUMBER 3075323-1 SERIAL NUMBER: 6376

TIME SINCE NEW: HRS _____ LDGS _____ MOS _____ TIME SINCE OVERHAUL: HRS [Signature] LDGS _____ MOS _____

WARRANTY TIME REMAINING: HRS _____ LDGS _____ MOS _____ MAN-HOURS: HRS _____ TENTHS _____ PRICE: \$ _____

790136, 791636
ENGINE PRESSURE BREATHER VALVE - REMOVAL AND INSTALLATION (REFER TO FIGURES 1 AND 2 ON CARD 79-3)
EQUIPMENT/CONSUMABLES: SEAL DRIVER P/N 289801-1, SEAL P/N 3020052-3, PACKING P/N 59413-031, PULLER P/N 289808-1, GREASE (MIL-G-23827)

- A REMOVAL (REFER TO FIGURES 1 AND 2)
1. REMOVE NUTS, WASHERS AND BREATHER PRESSURIZING VALVE FROM ACCESSORY DRIVE GEARBOX.
 2. REMOVE PACKING FROM VALVE.

NOTE: DO NOT REMOVE SEAL FROM VALVE UNLESS DAMAGE IS INDICATED AT INSPECTION OR REPLACEMENT OF VALVE IS REQUIRED. IF REQUIRED, REMOVE SEAL USING PULLER SET P/N 289808-1.

3. RECORD PART NUMBER, SERIAL NUMBER AND REASON REMOVED IN SPACE PROVIDED ON PAGE 1.
- B INSTALLATION
1. OK TO INSTALL. RECORD PART NUMBER, SERIAL NUMBER AND UNIT TIME IN SPACE PROVIDED ON PAGE 1.

CAUTION: USE CARE TO PREVENT DAMAGE TO THE LIP OF SEAL DURING ASSEMBLY.

NOTE: REFER TO ENGINE SM 70-00-00, STANDARD PRACTICES FOR GENERAL TORQUE VALUES. ADD FRICTIONAL DRAG (RUN-DOWN) TORQUE OF SELF-LOCKING DEVICES TO RECOMMENDED VALUES.

2. INSTALL, IF REMOVED, NEW SEAL IN THE END OF REMOVED OR REPLACEMENT VALVE AS FOLLOWS: REFER TO FIGURE 3.
 - A. SECURE VALVE IN BREATHER VALVE HOLDER P/N 298118-1.
 - B. HEAT HOUSING OF VALVE TO APPROXIMATELY 38 TO 65C (100 TO 150F) FOR 3 TO 5 MINUTES.
 - C. INSTALL SEAL USING SEAL DRIVER P/N 289801-1, ENSURING THAT OPEN SIDE OF SEAL FACES OUTWARDS FROM VALVE.
 - D. COAT BOTH SIDES OF LIP SEAL (VITON MATERIAL) WITH GREASE (MIL-G-23827).



GARRETT GENERAL AVIATION SERVICES DIVISION
 1944 E. SKY HARBOR CIRCLE, PHOENIX, AZ 85034
 MAINTENANCE RELEASE TAG

PAGE: 1 OF ___
 DATE: 01/14/94
 TAG NO: 001

TYPE: COMMERCIAL
 REPAIR ORDER NO: 663594 - 001 PRODUCT: TFE CONDITION: X -MAINTAIN INTEGRITY

*****MOD TO*****
 PART NO: 3075323-1 NAME: VALVE ASSY AIR BRTHR
 SERIAL NO: 6376 MODEL NO: N/A
 NEW HOURS: N/A NEW CYCLES: N/A SERVICE RECORD: N
 OVH HOURS: N/A OVH CYCLES: N/A
 CHANGES: N/A SERIES: N/A
 GTE NO: N/A LOT NO: N/A
 CUSTOMER: D1900 ORI NO: N/A N/A N/A
 MRT QTY: 1 SO/RO NO: H4615C-001

AIR DIRECTIVE COMPLIED WITH: N/A

SERVICE BULLETIN COMPLIED WITH: N/A

REMARKS: RECERTIFIED

*****ORIGINAL*****
 PART NO: 3075323-1 NAME: VALVE ASSY AIR BRTHR
 SERIAL NO: 6376 MODEL NO: N/A
 NEW HOURS: N/A NEW CYCLES: N/A SERVICE RECORD: N
 OVH HOURS: N/A OVH CYCLES: N/A
 LOT NO:
 RO QTY: 1 CUSTOMER: D1900 DUNCAN AVIATION

REASON FOR RETURN: VALVE LEAKS EXTERNALLY,
 F/T - REPAIR.

SERVICE BULLETIN REQUESTED: N/A

REMARKS: N/A

ATTACHED: N/A CERTIFICATE OF COMPLIANCE X TEST DATA SHEETS
 X OTHER: C.A.F.E.

THE AIRCRAFT ENGINE APPLIANCE OR COMPONENT PART IDENTIFIED ABOVE WAS INSPECTED IN ACCORDANCE WITH CURRENT FEDERAL AVIATION ADMINISTRATION REGULATIONS AND IS APPROVED FOR SERVICE WITH RESPECT TO THE WORK PERFORMED. PERTINENT DETAILS OF WORK PERFORMED ARE ON FILE AT THIS AGENCY UNDER LISTED REPAIR ORDER.

GARRETT ENGINE DIVISION
 111 SOUTH 34TH STREET
 PHOENIX, ARIZONA 85010

REPAIR STATION
 CERTIFICATE NO:
 MMF 4695

INSPECTOR: JOYCE ALBERS
 SIGNATURE *Joyce Albers*
 STAMP AND DATE: 01-14-94
 # ASAC598B





GARRETT GENERAL AVIATION SERVICES DIVISION
1944 E. SKY HARBOR CIRCLE, PHOENIX, AZ 85034
MAINTENANCE RELEASE TAG
REWORK OR REPAIR

PAGE: ___ OF ___
DATE: 01/14/94
TAG NO: 001

TYPE: COMMERCIAL

REPAIR ORDER NO: 663594 - 001 PRODUCT: TFE CONDITION: X -MAINTAIN INTEGRITY



CONFIGURATION AND FINDINGS EVALUATION (CAFE)

DATE: 01/13/94

REPAIR ORDER: 663594 - 001

CUST CODE: D1900

ORIG CUST: D1900

PART DESC: VALVE ASSY AIR BRTHR

S/N: 6376

REC'D P/N: 3075323-1

SERIES:

MODS:

HOURS TSN: * UNK * TSO: * UNK *

CYCLES TSN: UNK

TSO: UNK

ENG S/N:

ENG MODEL:

P/O NUMBER: 7649440

REASON: VALVE LEAKS EXTERNALLY.

FOR: F/T - REPAIR.

RETURN:

AS RECEIVED VISUAL ("X" ALL THAT APPLY) (EXPLAIN WHERE APPLICABLE)

CHECKLIST for visual inspection: CLEAN, DIRTY, OILY, CONTAMINATED, DAMAGED, OTHER, NICKS, DENTS, ETC., LOCKWIRE/SEALS MISSING

REMARKS:

TEST/TEARDOWN FINDINGS ("X" ALL THAT APPLY) (EXPLAIN ANY DISCREPANCIES)

FINDINGS: VISUAL, BENCH TEST, DISASSEMBLY, OTHER

COMMENTS: BENCH TEST INDICATED NORMAL OPERATIONS AND FUNCTIONS, DISASSEMBLY INDICATED NORMAL WEAR/PARTS CONDITION

REMARKS:

TECHNICIAN: J. GLUCH, DATE: 01/12/94, MECHANIC/ANALYST: S. CZERWINSKI, DATE: 01/10/94

WORK ACCOMPLISHED ("X" ALL THAT APPLY) (EXPLAIN REPAIR ACTIONS)

REPAIR ACTIONS: RECERTIFIED ONLY, REPAIRED, OVERHAULED, UPDATED/MODIFIED, OTHER

REMARKS:

SERVICE BULLETIN INCORPORATION: (INDICATE ALL S/B'S AND A/D'S)

FINAL CONFIGURATION: S/N: 6376

P/N: 3075323-1, SERIES:

MODS/CHANGES:

MECHANIC/ANALYST: S. CZERWINSKI

DATE: 01/12/94

H48/071 "E"

R0# 663594-001

PRESSURIZING BREATHER VALVE
PART NUMBER: 3075323-1

OHDS-3075323
AUGUST 14, 1991

USED WITH OHTI-3071564, REV NC
TEST DATE: JAN 12 1994
TEST LOCATION: 2101 B
SERIAL NUMBER (A/R): 6376

PART NUMBER: 3075323-1

RESTRICTOR	DISCHARGE PORT PRESSURE (P2) INCH Hg ABSOLUTE		INLET PORT PRESSURE (P1) INCH Hg ABSOLUTE	
	REQUIRED	ACTUAL	REQUIRED	ACTUAL

(Paragraph 3.1)

HIGH FLOW OPERATIONAL TEST

R1 (0.089)	3.4 +/- 0.1	3.4	9.8 MAXIMUM	8.5
------------	-------------	-----	-------------	-----

(Paragraph 3.2)

LOW FLOW OPERATIONAL TEST

R2 (0.029)	3.4 +/- 0.1	3.4	7.7 MINIMUM	7.9
R3 (0.013)	3.4 +/- 0.1	3.4	7.7 MINIMUM	7.7

(Paragraph 3.3)

VALVE STROKE OPERATIONAL TEST

OPTION 1: GO - NO GO GAGE ACCEPT: REJECT:

OPTION 2: DIAL INDICATOR MEASUREMENT

BELL JAR PRESSURIZATION PRESSURE:
REQUIRED: 3.4 +/- 0.1 INCH Hg ABS. ACTUAL: NA

DIAL INDICATOR STROKE MEASUREMENT:
REQUIRED: 0.072 INCH MINIMUM. ACTUAL: NA

REMARKS: _____



JAN 12 1994

UNIT: ACCEPT: REJECT: ROUTE TO Q.A. _____

TEST TECHNICIAN: JULIUS E. GLUCH

Q.A. (IF REQUIRED): _____

OPERATOR: **ED-WEB, INC.**

REPORT DATE **07/13/92**

WORK COMPLIANCE FORM NO.

850001

AIRCRAFT NO.: **368**

MODEL: **1124A WESTWIND**

PAGE **1**

AIRCRAFT REG.: **N368MD**

92195

WORK DUE AT

* = APU HRS.

RECORD TIME WORK ACCOMPLISHED FOR EACH TASK. KEEP TOP COPY FOR YOUR RECORDS. RETURN CARBON COPY TO CSI FOR UPDATING.

00-CBT

DATE

HOURS

LANDINGS

CYCLES

29 29

08/19/92

CHECK CURRENT DUE LIST FOR DUE TIME CHANGES

WORK ACCOMPLISHED: DATE MONTH 7 DAY 26 YEAR 92

AIRCRAFT HOURS: _____ LANDINGS: _____

TECHNICIAN SIGNATURE: [Signature]

KIND OF CERTIFICATE & NO: 565550463CA

INSPECTED BY: _____ KIND OF CERTIFICATE & NO: _____

THE FOLLOWING WORK IS DUE AT THE TIME(S) NOTED ABOVE:

TECHNICIAN INSPECTOR

MAN-HOURS
HRG. THS

850001 CFI CERT. JIM ORTLIEB.....CUSTOMER CODE.....

[Signature] [Signature]

FORM ADDED BY CUSTOMER REQUEST. REFER TO APPROPRIATE MANUAL FOR PROCEDURE(S).

OPERATOR: ED-WES, INC.
AIRCRAFT NO.: 368
AIRCRAFT REG.: N368MD

REPORT DATE 06/13/91
MODEL: 1124A WESTWIND

WORK COMPLIANCE FORM NO. 910101

PAGE 1

91164	WORK DUE AT			* = APU HRS.	RECORD TIME WORK ACCOMPLISHED FOR EACH TASK. KEEP TOP COPY FOR YOUR RECORDS. RETURN CARBON COPY TO CSI FOR UPDATING.
90-001	DATE	HOURS	LANDINGS	CYCLES	
29 29	10/24/91	150			

CHECK CURRENT DUE LIST FOR DUE TIME CHANGES

WORK ACCOMPLISHED: DATE: MONTH 11 DAY 1 YEAR 92 AIRCRAFT HOURS: 5170 LANDINGS: 3802

TECHNICIAN SIGNATURE: [Signature] CERTIFICATE NUMBER: 560767740
INSPECTED BY: [Signature] KIND OF CERTIFICATE: A + P

THE FOLLOWING WORK IS DUE AT THE TIME(S) NOTED ABOVE:

	TECHNICIAN	INSPECTOR	MAN-HOURS
			HRS. THS
9101101 SERVICE BULLETIN 1124-27-100 REV.2 RIGHT ROD ASSEMBLY...SB 1124-27-100.....	<u>[Signature]</u>	<u>[Signature]</u>	

EFFECTIVITY: MODEL 1124/1124A WESTWINDS, ALL SERIAL NUMBERS.

REASON: EVALUATION OF CONTROL ROD ASSEMBLIES, P/N 51306-503, REPLACED SINCE THE ORIGINAL ISSUE OF THIS BULLETIN INDICATES A NEED TO MANDATE REPLACEMENT OF ALL CONTROL ROD ASSEMBLIES P/N 51306-503.

COMPLIANCE: THIS BULLETIN MUST BE ACCOMPLISHED WITHIN THE NEXT 150 FLIGHT HOURS OR WITHIN SIX MONTHS FROM THE ISSUE DATE OF REVISION 2 TO THIS SERVICE BULLETIN, WHICHEVER OCCURS FIRST.

REFER TO APPLICABLE SERVICE BULLETIN FOR PROCEDURE.

RODS REPLACED 1AW AD 92-12-02

OPERATOR: ED-WEB, INC.

REPORT DATE 06/13/91

WORK COMPLIANCE FORM NO.

910100

AIRCRAFT NO.: 368

MODEL: 1124A WESTWIND

AIRCRAFT REG.: N368ND

PAGE 1

91164	WORK DUE AT				* = APU HRS.
90-001	DATE	HOURS	LANDINGS	CYCLES	
29 29	10/24/91	150			

RECORD TIME WORK ACCOMPLISHED FOR EACH TASK. KEEP TOP COPY FOR YOUR RECORDS. RETURN CARBON COPY TO CSI FOR UPDATING.

CHECK CURRENT DUE LIST FOR DUE TIME CHANGES

WORK ACCOMPLISHED: DATE: MONTH 11 DAY 1 YEAR 92 AIRCRAFT HOURS: 5170 LANDINGS: 3402

TECHNICIAN SIGNATURE: [Signature] CERTIFICATE NUMBER: 560767740

INSPECTED BY: [Signature] KIND OF CERTIFICATE: APP

THE FOLLOWING WORK IS DUE AT THE TIME(S) NOTED ABOVE:

TECHNICIAN	INSPECTOR	MAN-HOURS
		HRS. THIS

910100 SERVICE BULLETIN 1124-27-100 REV.2 LEFT ROD ASSEMBLY...SB 1124-27-100..... [Signature] [Signature]

EFFECTIVITY: MODEL 1124/1124A WESTWINDS, ALL SERIAL NUMBERS.

REASON: EVALUATION OF CONTROL ROD ASSEMBLIES, P/N 51306-503, REPLACED SINCE THE ORIGINAL ISSUE OF THIS BULLETIN INDICATES A NEED TO MANDATE REPLACEMENT OF ALL CONTROL ROD ASSEMBLIES P/N 513506-503.

COMPLIANCE: THIS BULLETIN MUST BE ACCOMPLISHED WITHIN THE NEXT 150 FLIGHT HOURS OR WITHIN SIX MONTHS FROM THE ISSUE DATE OF REVISION 2 TO THIS SERVICE BULLETIN, WHICHEVER OCCURS FIRST.

REFER TO APPLICABLE SERVICE BULLETIN FOR PROCEDURE.

RODS REPLACED 1 AW AD 92-12-02 [Signature]

OPERATOR: **ED-WEB, INC.**

WORK COMPLIANCE FORM NO.

911190

AIRCRAFT NO.: **368**

MODEL: **1124A WESTWIND**

AIRCRAFT REG.: **N368ND**

PAGE **1**

93224	WORK DUE AT			* = APU HRS.	RECORD TIME WORK ACCOMPLISHED FOR EACH TASK. KEEP TOP COPY FOR YOUR RECORDS. RETURN CARBON COPY TO CSI FOR UPDATING.
90-001	DATE	HOURS	LANDINGS	CYCLES	
29 29		NEXT 150			

**** NEW REQUIREMENT ** ADDED TO REPORT ON 08/06/93**

WORK ACCOMPLISHED: DATE: MONTH 9 DAY 29 YEAR 93 AIRCRAFT HOURS: 5343 LANDINGS: 3997

TECHNICIAN SIGNATURE: [Signature] KIND OF CERTIFICATE & NO: 560767740

INSPECTED BY: [Signature] KIND OF CERTIFICATE & NO: ATP

THE FOLLOWING WORK IS DUE AT THE TIME(S) NOTED ABOVE:

	TECHNICIAN	INSPECTOR	MAN-HOURS
			HRS.THS

911190 SERVICE BULLETIN 1124-26-119 FIRE PROTECTION-INSPECT AFT FIRE EXTINGUISHER.

EFFECTIVITY: MODEL 1124/1124A WESTWINDS, ALL SERIAL NUMBERS

REASON: FIELD EXPERIENCE HAS REVEALED THAT THE B-NUT ATTACHED TO FIREWALL FITTING INSIDE PYLON MAY BE LOOSE.

COMPLIANCE: IT IS RECOMMENDED THAT THIS SERVICE BULLETIN BE ACCOMPLISHED AT NEXT 150 HOUR PERIODIC INSPECTION OR ENGINE REMOVAL WHICHEVER COMES FIRST.

REFER TO APPLICABLE SERVICE BULLETIN FOR PROCEDURE.

OPERATOR: ED-WEB, INC.

WORK COMPLIANCE FORM NO.

972A03

AIRCRAFT NO.: 368

MODEL: 1124A WESTWIND

AIRCRAFT REG.: N368MD

PAGE 1

93013

WORK DUE AT

* = APU HRS

RECORD TIME WORK ACCOMPLISHED FOR EACH TASK. KEEP TOP COPY FOR YOUR RECORDS. RETURN CARBON COPY TO CSI FOR UPDATING.

97-001

DATE

HOURS

LANDINGS

CYCLES

29 29

05/25/94

NEXT 300

** NEW REQUIREMENT ** ADDED TO REPORT ON 12/23/92

WORK ACCOMPLISHED: DATE: MONTH 5 DAY 31 YEAR 93 AIRCRAFT HOURS: 527P LANDINGS: 3928

TECHNICIAN SIGNATURE: [Signature] KIND OF CERTIFICATE & NO: 560767740

INSPECTED BY: [Signature] KIND OF CERTIFICATE & NO: AIP

THE FOLLOWING WORK IS DUE AT THE TIME(S) NOTED ABOVE:

TECHNICIAN	INSPECTOR	MAN-HOURS HRB.THS
<u>[Signature]</u>	<u>[Signature]</u>	

972A03 GARRETT ALERT SERVICE BULLETIN TFE731-72-3502 LEFT ENGINE.....

EFFECTIVITY: REMORK OF LOW PRESSURE FIRST STAGE TURBINE NOZZLES P/N'S 3072319-4/6 AND 3072842-1 WITH AN IMPROVED AIR (AS) SEAL.

COMPLIANCE: GARRETT RECOMMENDS THAT THIS SERVICE BULLETIN BE COMPLETED WITHIN THE NEXT 300 HOURS OF ENGINE OPERATION, WITHIN 18 MONTHS OR FIRST ACCESS, WHICHEVER OCCURS FIRST AFTER RECEIPT OF THIS SERVICE BULLETIN.

PLEASE CHECK ONE:

[Signature]

SERVICE BULLETIN ACCOMPLISHED (C/W)

-----SERVICE BULLETIN NOT APPLICABLE (N/A)

REFER TO GARRETT SERVICE BULLETIN FOR PROCEDURE.

OPERATOR: ED-WEB, INC.

WORK COMPLIANCE FORM NO.

972A04

AIRCRAFT NO.: 368

MODEL: 1124A WESTWIND

AIRCRAFT REG.: N368MD

PAGE 1

93013

WORK DUE AT

* = APU HRS

RECORD TIME WORK ACCOMPLISHED FOR EACH TASK. KEEP TOP COPY FOR YOUR RECORDS. RETURN CARBON COPY TO CSI FOR UPDATING.

XX-XXX

DATE

HOURS

LANDINGS

CYCLES

29 29

05/25/94

EVERY 300

** NEW REQUIREMENT ** ADDED TO REPORT ON 12/23/92

WORK ACCOMPLISHED: DATE: MONTH 5 DAY 31 YEAR 93 AIRCRAFT HOURS: 5278 LANDINGS: 3928

TECHNICIAN SIGNATURE: [Signature] KIND OF CERTIFICATE & NO: 580767740

INSPECTED BY: [Signature] KIND OF CERTIFICATE & NO: A+P

THE FOLLOWING WORK IS DUE AT THE TIME(S) NOTED ABOVE:

TECHNICIAN	INSPECTOR	MAN-HOURS HRB.THS
<u>[Signature]</u>	<u>[Signature]</u>	

972A04 GARRETT ALERT SERVICE BULLETIN TFE731-72-3502 RIGHT ENGINE.....

EFFECTIVITY: REMORK OF LOW PRESSURE FIRST STAGE TURBINE NOZZLES P/N'S 3072319-4/6 AND 3072842-1 WITH AN IMPROVED AIR (AS) SEAL.

COMPLIANCE: GARRETT RECOMMENDS THAT THIS SERVICE BULLETIN BE COMPLETED WITHIN THE NEXT 300 HOURS OF ENGINE OPERATION, WITHIN 18 MONTHS OR FIRST ACCESS, WHICHEVER OCCURS FIRST AFTER RECEIPT OF THIS SERVICE BULLETIN.

PLEASE CHECK ONE:

[Signature]

SERVICE BULLETIN ACCOMPLISHED (C/W)

SERVICE BULLETIN NOT APPLICABLE (N/A)

FORM/TEXT CURRENTLY UNDER REVIEW.

OPERATOR: ED-WES, INC.

WORK COMPLIANCE FORM NO. 972807

AIRCRAFT NO.: 368

MODEL: 1124A WESTWIND

AIRCRAFT REG: N368MD

PAGE 1

93257	WORK DUE AT	* = APU HRS		RECORD TIME WORK ACCOMPLISHED FOR EACH TASK. KEEP TOP COPY FOR YOUR RECORDS. RETURN CARBON COPY TO CSI FOR UPDATING.
97-001	DATE	HOURS	LANDINGS	
29 29			NEXT 100	

** NEW REQUIREMENT ** ADDED TO REPORT ON 09/13/93

WORK ACCOMPLISHED: DATE: MONTH 9 DAY 30 YEAR 93 AIRCRAFT HOURS: 5343 LANDINGS: 3997

TECHNICIAN SIGNATURE: [Signature] KIND OF CERTIFICATE & NO: 580707740

INSPECTED BY: [Signature] KIND OF CERTIFICATE & NO: APP

THE FOLLOWING WORK IS DUE AT THE TIME(S) NOTED ABOVE:

TECHNICIAN INSPECTOR MAN-HOURS

HRS. THS

972807 GARRETT ALERT SERVICE BULLETIN TFE731-A72-3504-REVISION 1 LEFT ENGINE..... [Signature] [Signature]

991090 AD 92-26-09

EFFECTIVITY: ENGINE BY-PASS SECTION - INSPECTION OF FAN ROTOR ASSEMBLY CONTAINING DISC AND HUB, PART NO.3072162-1 THRU -4, 3073436-1 THRU -4, 3073539-2 OR 3074529-2.

REASON FOR REVISION:

NOTE: THIS REVISION MAY REQUIRE FURTHER ACTION IF IN COMPLIANCE WITH A PREVIOUS ISSUE. REFER TO SECTION 1., COMPLIANCE TO DETERMINE IF FURTHER ACTION IS REQUIRED.

- COMPLIANCE:
- (1) REVIEW LIFE LIMITED PART LOG CARD TO DETERMINE IF FAN DISC SERIAL NUMBER IS LISTED IN TABLE 1, 2, 3, OR 4. IF SERIAL NUMBER IS LISTED, REVIEW STEPS (2), (3), (4) AND (5) TO DETERMINE ACTION TO BE TAKEN. IF SERIAL NUMBER IS NOT LISTED, NO FURTHER ACTION IS REQUIRED, ENTER ON FAN DISC LIFE LIMITED PART LOG CARD THAT THIS SERVICE BULLETIN IS NOT APPLICABLE ON THIS FAN DISC.
 - (2) FAN DISC SERIAL NUMBER LISTED IN TABLE 1 MUST BE REPLACED PRIOR TO NEXT FLIGHT. CONTACT ALLIED SIGNAL PROPULSION ENGINES CUSTOMER SUPPORT PROGRAM MANAGER, PHOENIX, AZ, FOR DISPOSITION INSTRUCTIONS.
 - (3) FAN DISC SERIAL NUMBERS LISTED IN TABLE 2 MUST BE EDDY CURRENT INSPECTED USING EDDY CURRENT INSPECTION PROCESS 21-8260A WITHIN 50 ENGINE OPERATING CYCLES UPON RECEIPT OF SERVICE BULLETIN.
 - (4) FAN DISC SERIAL NUMBERS LISTED IN TABLE 3 MUST BE EDDY CURRENT INSPECTED USING EDDY CURRENT INSPECTION PROCESS 21-8260A UPON RECEIPT OF SERVICE BULLETIN AS FOLLOWS.

- *FAN DISC CYCLES SINCE NEW (CSN) INSPECTION REQUIRED
- *LESS THAN 5000 WITHIN THE NEXT 100 CYCLES IN SERVICE (CIS) OR PRIOR TO 5050 CSN, WHICHEVER OCCURS FIRST.
- *5000 OR MORE WITHIN THE NEXT 50 CIS.
- *REVIEW LIFE LIMITED PART LOG CARD TO DETERMINE NUMBER OF OPERATING CYCLES ON FAN DISC.

- (5) FAN DISC SERIAL NUMBERS LISTED IN TABLE 4 MUST BE RE-INSPECTED USING EDDY CURRENT INSPECTION PROCESS 21-8260A WITHIN 100

OPERATOR: ED-WES, INC.

WORK COMPLIANCE FORM NO.

972807

AIRCRAFT NO.: 368

MODEL: 1124A WESTWIND (CONTINUED)

AIRCRAFT REG.: N368MD

PAGE 2

93257

WORK DUE AT

* = APU HRS

RECORD TIME WORK ACCOMPLISHED FOR EACH TASK. KEEP TOP COPY FOR YOUR RECORDS. RETURN CARBON COPY TO CSI FOR UPDATING.

97-001

DATE

HOURS

LANDINGS

CYCLES

29 29

NEXT 100

** NEW REQUIREMENT ** ADDED TO REPORT ON 09/13/93

ENGINE OPERATING CYCLES AFTER RECEIPT OF REVISION (REV 1) TO THIS SERVICE BULLETIN.

(6) FAA AIRWORTHINESS DIRECTIVE 92-26-09, DATED DECEMBER 22, 1992, ADDRESSES THE SUBJECT OF THIS SERVICE BULLETIN.

PLEASE CHECK ONE: REVISION 1 C/W

REVISION 1 N/A

REFER TO GARRETT SERVICE BULLETIN FOR PROCEDURE.

OPERATOR: ED-WES, INC.

WORK COMPLIANCE FORM NO.

972808

AIRCRAFT NO.: 368

MODEL: 1124A WESTWIND

AIRCRAFT REG.: N368MD

PAGE 1

93257 97-001 29 29	WORK DUE AT		* = APU HRS		RECORD TIME WORK ACCOMPLISHED FOR EACH TASK. KEEP TOP COPY FOR YOUR RECORDS. RETURN CARBON COPY TO CSI FOR UPDATING.
	DATE	HOURS	LANDINGS	CYCLES	
			NEXT 100		** NEW REQUIREMENT ** ADDED TO REPORT ON 09/13/93

WORK ACCOMPLISHED: DATE: MONTH 9 DAY 30 YEAR 93 AIRCRAFT HOURS: 5343 LANDINGS: 3997

TECHNICIAN SIGNATURE: [Signature] KIND OF CERTIFICATE & NO: 560767740

INSPECTED BY: [Signature] KIND OF CERTIFICATE & NO: ATP

THE FOLLOWING WORK IS DUE AT THE TIME(S) NOTED ABOVE:

	TECHNICIAN	INSPECTOR	MAN-HOURS HRS.THS
972808 GARRETT ALERT SERVICE BULLETIN TFE731-A72-3504-REVISION 1 RIGHT ENGINE.....	<u>[Signature]</u>	<u>[Signature]</u>	
991091 AD 92-26-09			

EFFECTIVITY: ENGINE BY-PASS SECTION - INSPECTION OF FAN ROTOR ASSEMBLY CONTAINING DISC AND HUB, PART NO.3072162-1 THRU -4, 3073436-1 THRU -4, 3073539-2 DR 3074529-2.

REASON FOR REVISION:

NOTE: THIS REVISION MAY REQUIRE FURTHER ACTION IF IN COMPLIANCE WITH A PREVIOUS ISSUE. REFER TO SECTION 1., COMPLIANCE TO DETERMINE IF FURTHER ACTION IS REQUIRED.

- COMPLIANCE:
- (1) REVIEW LIFE LIMITED PART LOG CARD TO DETERMINE IF FAN DISC SERIAL NUMBER IS LISTED IN TABLE 1, 2, 3, OR 4. IF SERIAL NUMBER IS LISTED, REVIEW STEPS (2), (3), (4) AND (5) TO DETERMINE ACTION TO BE TAKEN. IF SERIAL NUMBER IS NOT LISTED, NO FURTHER ACTION IS REQUIRED, ENTER ON FAN DISC LIFE LIMITED PART LOG CARD THAT THIS SERVICE BULLETIN IS NOT APPLICABLE ON THIS FAN DISC.
 - (2) FAN DISC SERIAL NUMBER LISTED IN TABLE 1 MUST BE REPLACED PRIOR TO NEXT FLIGHT. CONTACT ALLIED SIGNAL PROPULSION ENGINES CUSTOMER SUPPORT PROGRAM MANAGER, PHOENIX, AZ, FOR DISPOSITION INSTRUCTIONS.
 - (3) FAN DISC SERIAL NUMBERS LISTED IN TABLE 2 MUST BE EDDY CURRENT INSPECTED USING EDDY CURRENT INSPECTION PROCESS 21-8260A WITHIN 50 ENGINE OPERATING CYCLES UPON RECEIPT OF SERVICE BULLETIN.
 - (4) FAN DISC SERIAL NUMBERS LISTED IN TABLE 3 MUST BE EDDY CURRENT INSPECTED USING EDDY CURRENT INSPECTION PROCESS 21-8260A UPON RECEIPT OF SERVICE BULLETIN AS FOLLOWS.

*FAN DISC CYCLES SINCE NEW (CSN)	INSPECTION REQUIRED
*LESS THAN 5000	WITHIN THE NEXT 100 CYCLES IN SERVICE (CIS) OR PRIOR TO 5050 CSN, WHICHEVER OCCURS FIRST.
*5000 OR MORE	WITHIN THE NEXT 50 CIS.
*REVIEW LIFE LIMITED PART LOG CARD TO DETERMINE NUMBER OF OPERATING CYCLES ON FAN DISC.	

- (5) FAN DISC SERIAL NUMBERS LISTED IN TABLE 4 MUST BE RE-INSPECTED USING EDDY CURRENT INSPECTION PROCESS 21-8260A WITHIN 100

OPERATOR: **ED-WES, INC.**

WORK COMPLIANCE FORM NO.

972808

AIRCRAFT NO.: **368**

MODEL: **1124A WESTWIND (CONTINUED)**

PAGE **2**

AIRCRAFT REG.: **N368MD**

93257
97-001
29 29

WORK DUE AT		* = APU HRS	
DATE	HOURS	LANDINGS	CYCLES
		NEXT	100

RECORD TIME WORK ACCOMPLISHED FOR EACH TASK. KEEP TOP COPY FOR YOUR RECORDS. RETURN CARBON COPY TO CSI FOR UPDATING.

**** NEW REQUIREMENT ** ADDED TO REPORT ON 09/13/93**

ENGINE OPERATING CYCLES AFTER RECEIPT OF REVISION (REV 1) TO THIS SERVICE BULLETIN.

(6) FAA AIRWORTHINESS DIRECTIVE 92-26-09, DATED DECEMBER 22, 1992, ADDRESSES THE SUBJECT OF THIS SERVICE BULLETIN.

PLEASE CHECK ONE: REVISION 1 C/W

(Handwritten mark)

REVISION 1 N/A

REFER TO GARRETT SERVICE BULLETIN FOR PROCEDURE.

OPERATOR: ED-WES, INC.

WORK COMPLIANCE FORM NO. 972B13

AIRCRAFT NO.: 368

MODEL: 1124A WESTWIND

AIRCRAFT REG.: N368MD

PAGE 1

2929368

WORK DUE AT

* = APU HRS.

RECORD TIME WORK ACCOMPLISHED FOR EACH TASK. KEEP ORIGINAL FOR YOUR RECORDS. RETURN COPY TO CSI FOR UPDATING.

97-001

DATE

HOURS

LANDINGS

CYCLES

94194

NEXT 100

** NEW REQUIREMENT ** ADDED TO REPORT ON 06/25/94

WORK ACCOMPLISHED: DATE: MONTH 7 DAY 27 YEAR 94 AIRCRAFT HOURS: 5472 LANDINGS: 4150

TECHNICIAN SIGNATURE: [Signature] KIND OF CERTIFICATE & NO: 560767740

INSPECTED BY: [Signature] KIND OF CERTIFICATE & NO: AP

THE FOLLOWING WORK IS DUE AT THE TIME(S) NOTED ABOVE:

TECHNICIAN INSPECTOR MAN-HOURS
HRS.THB

972B13 LEFT ENGINE - TURBINE SECTION - REPLACEMENT OF SPECIFIC SERIAL NUMBERED 1ST STAGE LP TURBINE DISCS IN ACCORDANCE WITH SB TFE731-A72-3557.....

[Signature] [Signature]

PLEASE CHECK ONE:

- SERVICE BULLETIN ACCOMPLISHED (C/W) (SEE NOTE BELOW)
- SERVICE BULLETIN NOT APPLICABLE (N/A)
- SERVICE BULLETIN DEFERRED UNTIL ____ AIRFRAME HOURS
- SERVICE BULLETIN DEFERRED UNTIL NEXT MPI AT ____ AIRFRAME HOURS (REFER TO CODE 710116 FOR DUE TIME)

NOTE: IF EITHER TURBINE DISC WAS CHANGED AS A RESULT OF THIS SERVICE BULLETIN, PLEASE FILL OUT WORK COMPLIANCE FORM 71.010 AND SEND TO CSI FOR UPDATING.

REFER TO GARRETT SERVICE BULLETIN FOR PROCEDURE.

OPERATOR: ED-WEB, INC.

WORK COMPLIANCE FORM NO.

972B14

AIRCRAFT NO.: 368

MODEL: 1124A WESTWIND

AIRCRAFT REG.: N368MD

PAGE 1

2929368

WORK DUE AT

* = APU HRS

RECORD TIME WORK ACCOMPLISHED FOR EACH TASK. KEEP ORIGINAL FOR YOUR RECORDS. RETURN COPY TO CSI FOR UPDATING.

97-001

DATE

HOURS

LANDINGS

CYCLES

94194

NEXT 100

** NEW REQUIREMENT ** ADDED TO REPORT ON 06/25/94

WORK ACCOMPLISHED: DATE: MONTH 7 DAY 27 YEAR 94

AIRCRAFT HOURS: 5472 LANDINGS: 4150

TECHNICIAN SIGNATURE: *[Signature]*

KIND OF CERTIFICATE & NO: 560762240

INSPECTED BY: *[Signature]*

KIND OF CERTIFICATE & NO: AFP

THE FOLLOWING WORK IS DUE AT THE TIME(S) NOTED ABOVE:

TECHNICIAN	INSPECTOR	MAN-HOURS HRS.THS
<i>[Signature]</i>	<i>[Signature]</i>	

972B14 LEFT ENGINE - TURBINE SECTION - REPLACEMENT OF SPECIFIC SERIAL NUMBERED 2ND STAGE LP TURBINE DISCS IN ACCORDANCE WITH SB TFE731-A72-3557.....

PLEASE CHECK ONE:

- SERVICE BULLETIN ACCOMPLISHED (C/W) (SEE NOTE BELOW)
- SERVICE BULLETIN NOT APPLICABLE (N/A)
- SERVICE BULLETIN DEFERRED UNTIL ____ AIRFRAME HOURS
- SERVICE BULLETIN DEFERRED UNTIL NEXT MPI AT ____ AIRFRAME HOURS (REFER TO CODE 710116 FOR DUE TIME)

NOTE: IF EITHER TURBINE DISC WAS CHANGED AS A RESULT OF THIS SERVICE BULLETIN, PLEASE FILL OUT WORK COMPLIANCE FORM 71.010 AND SEND TO CSI FOR UPDATING.

REFER TO GARRETT SERVICE BULLETIN FOR PROCEDURE.

OPERATOR: ED-WES, INC.

WORK COMPLIANCE FORM NO. 972B15

AIRCRAFT NO.: 368

MODEL: 1124A WESTWIND

AIRCRAFT REG.: N368MD

PAGE 1

2929368

WORK DUE AT		* = APU HRS	
DATE	HOURS	LANDINGS	CYCLES
97-001			
94194	NEXT 100		

RECORD TIME WORK ACCOMPLISHED FOR EACH TASK. KEEP ORIGINAL FOR YOUR RECORDS. RETURN COPY TO CSI FOR UPDATING.

** NEW REQUIREMENT ** ADDED TO REPORT ON 06/25/94

WORK ACCOMPLISHED: DATE: MONTH 7 DAY 27 YEAR 94 AIRCRAFT HOURS: 5472 LANDINGS: 4150

TECHNICIAN SIGNATURE: [Signature] KIND OF CERTIFICATE & NO: 560767790

INSPECTED BY: [Signature] KIND OF CERTIFICATE & NO: ATP

THE FOLLOWING WORK IS DUE AT THE TIME(S) NOTED ABOVE:

TECHNICIAN	INSPECTOR	MAN-HOURS HRS.THS
<u>[Signature]</u>	<u>[Signature]</u>	

972B15 RIGHT ENGINE - TURBINE SECTION - REPLACEMENT OF SPECIFIC SERIAL NUMBERED 1ST STAGE LP TURBINE DISCS IN ACCORDANCE WITH SB TFE731-A72-3557.....

PLEASE CHECK ONE:

- ___ SERVICE BULLETIN ACCOMPLISHED (C/W) (SEE NOTE BELOW)
- [X] SERVICE BULLETIN NOT APPLICABLE (N/A)
- ___ SERVICE BULLETIN DEFERRED UNTIL ___ AIRFRAME HOURS
- ___ SERVICE BULLETIN DEFERRED UNTIL NEXT MPI AT ___ AIRFRAME HOURS (REFER TO CODE 713616 FOR DUE TIME)

NOTE: IF EITHER TURBINE DISC WAS CHANGED AS A RESULT OF THIS SERVICE BULLETIN, PLEASE FILL OUT WORK COMPLIANCE FORM 71.011 AND SEND TO CSI FOR UPDATING.

REFER TO GARRETT SERVICE BULLETIN FOR PROCEDURE.

OPERATOR: ED-WES, INC.

WORK COMPLIANCE FORM NO.

972B16

AIRCRAFT NO.: 368

MODEL: 1124A WESTWIND

AIRCRAFT REG.: N368MD

PAGE 1

2929368

WORK DUE AT

* = APU HRS

RECORD TIME WORK ACCOMPLISHED FOR EACH TASK. KEEP ORIGINAL FOR YOUR RECORDS. RETURN COPY TO CSI FOR UPDATING.

97-001

DATE

HOURS

LANDINGS

CYCLES

94194

NEXT 100

** NEW REQUIREMENT ** ADDED TO REPORT ON 06/25/94

WORK ACCOMPLISHED: DATE: MONTH 7 DAY 27 YEAR 94

AIRCRAFT HOURS: 5472 LANDINGS: 4150

TECHNICIAN SIGNATURE: [Signature]

KIND OF CERTIFICATE & NO: 560967740

INSPECTED BY: [Signature]

KIND OF CERTIFICATE & NO: APP

THE FOLLOWING WORK IS DUE AT THE TIME(S) NOTED ABOVE:

TECHNICIAN INSPECTOR MAN-HOURS
HRS.THS

972B16 RIGHT ENGINE - TURBINE SECTION - REPLACEMENT OF SPECIFIC SERIAL NUMBERED 2ND STAGE LP TURBINE DISCS IN ACCORDANCE WITH SB TFE731-A72-3537.....

[Signature] [Signature]

PLEASE CHECK ONE:

- SERVICE BULLETIN ACCOMPLISHED (C/W) (SEE NOTE BELOW)
- SERVICE BULLETIN NOT APPLICABLE (N/A)
- SERVICE BULLETIN DEFERRED UNTIL ___ AIRFRAME HOURS
- SERVICE BULLETIN DEFERRED UNTIL NEXT MPI AT ___ AIRFRAME HOURS (REFER TO CODE 713616 FOR DUE TIME)

NOTE: IF EITHER TURBINE DISC WAS CHANGED AS A RESULT OF THIS SERVICE BULLETIN, PLEASE FILL OUT WORK COMPLIANCE FORM 71.011 AND SEND TO CSI FOR UPDATING.

REFER TO GARRETT SERVICE BULLETIN FOR PROCEDURE.

OPERATOR: ED-WES, INC.

REPORT DATE 02/12/92

WORK COMPLIANCE FORM NO. 972220

AIRCRAFT NO.: 368

MODEL: 1124A WESTWIND

AIRCRAFT REG.: N368MD

PAGE 1

92043

WORK DUE AT

* = APU HRS.

RECORD TIME WORK ACCOMPLISHED FOR EACH TASK. KEEP TOP COPY FOR YOUR RECORDS. RETURN CARBON COPY TO CSI FOR UPDATING.

97-001

DATE

HOURS

LANDINGS

CYCLES

29 29

50

CHECK CURRENT DUE LIST FOR DUE TIME CHANGES

WORK ACCOMPLISHED: DATE: MONTH 12 DAY 28 YEAR 92 AIRCRAFT HOURS: 5201 LANDINGS: 3842

TECHNICIAN SIGNATURE: [Signature] KIND OF CERTIFICATE & NO: 560767740

INSPECTED BY: [Signature] KIND OF CERTIFICATE & NO: ATP

THE FOLLOWING WORK IS DUE AT THE TIME(S) NOTED ABOVE:

	TECHNICIAN	INSPECTOR	MAN-HOURS HRS.THS
972220 GSBTFE731-73-3110 RIGHT ENGINE FUEL AND CONTROL-SECONDARY HOSE ASSEMBLY...	<u>[Signature]</u>	<u>[Signature]</u>	

COMPLIANCE: RECOMMENDED. GARRETT RECOMMENDS THAT THIS SERVICE BULLETIN BE COMPLETED WITHIN 50 ENGINE HOURS AFTER RECEIPT OF SERVICE BULLETIN ON ENGINES LISTED IN TABLE 1 AND ENGINES THAT HAVE HAD FUEL MANIFOLD ASSEMBLY REPAIRED OR REPLACED AFTER JUNE 14, 1991.

COMPLIANCE REQUIRES INSPECTION OF SPECIFIC FUEL MANIFOLD ASSEMBLIES IDENTIFIED IN TABLES 1 AND 2 FOR INSTALLATION AND SUBSEQUENT REPLACEMENT OF A SUSPECT SECONDARY FLEXIBLE HOSE ASSEMBLY, PART NO. 3070387-1. SUSPECT HOSES ARE IDENTIFIED BY THE CODE PTS-13-91, ON THE ID TAG.

NOTE: THE PROCEDURES OUTLINED IN THIS SERVICE BULLETIN MAY BE ACCOMPLISHED AT LINE SERVICE CENTER LEVEL OR GREATER.

RIGHT ENGINE C/W _____ N/A [Signature]

NO TEXT AVAILABLE AT THIS TIME

OPERATOR: ED-WES, INC.

REPORT DATE 02/12/92

WORK COMPLIANCE FORM NO. 972219

AIRCRAFT NO.: 368

MODEL: 1124A WESTWIND

PAGE 1

AIRCRAFT REG.: N368MD

92043 97-001 29 29	WORK DUE AT			* = APU HRS	RECORD TIME WORK ACCOMPLISHED FOR EACH TASK. KEEP TOP COPY FOR YOUR RECORDS. RETURN CARBON COPY TO CSI FOR UPDATING.
	DATE	HOURS	LANDINGS		
		50			CHECK CURRENT DUE LIST FOR DUE TIME CHANGES

WORK ACCOMPLISHED: DATE: MONTH 12 DAY 28 YEAR 92 AIRCRAFT HOURS: 5201 LANDINGS: 3842

TECHNICIAN SIGNATURE: [Signature] KIND OF CERTIFICATE & NO: 560762740

INSPECTED BY: [Signature] KIND OF CERTIFICATE & NO: A+P

THE FOLLOWING WORK IS DUE AT THE TIME(S) NOTED ABOVE:

	TECHNICIAN	INSPECTOR	MAN-HOURS HRS.THS
972219 68BTFE731-73-3110 LEFT ENGINE FUEL AND CONTROL-SECONDARY HOSE ASSEMBLY.....	<u>[Signature]</u>	<u>[Signature]</u>	

COMPLIANCE: RECOMMENDED. GARRETT RECOMMENDS THAT THIS SERVICE BULLETIN BE COMPLETED WITHIN 50 ENGINE HOURS AFTER RECEIPT OF SERVICE BULLETIN ON ENGINES LISTED IN TABLE 1 AND ENGINES THAT HAVE HAD FUEL MANIFOLD ASSEMBLY REPAIRED OR REPLACED AFTER JUNE 14, 1991.

COMPLIANCE REQUIRES INSPECTION OF SPECIFIC FUEL MANIFOLD ASSEMBLIES IDENTIFIED IN TABLES 1 AND 2 FOR INSTALLATION AND SUBSEQUENT REPLACEMENT OF A SUSPECT SECONDARY FLEXIBLE HOSE ASSEMBLY, PART NO. 3070387-1. SUSPECT HOSES ARE IDENTIFIED BY THE CODE PT5-13-91, ON THE ID TAG.

NOTE: THE PROCEDURES OUTLINED IN THIS SERVICE BULLETIN MAY BE ACCOMPLISHED AT LINE SERVICE CENTER LEVEL OR GREATER.

LEFT ENGINE C/W _____ N/A [Signature]

NO TEXT AVAILABLE AT THIS TIME

OPERATOR: ED-WES, INC.

WORK COMPLIANCE FORM NO. 972547

AIRCRAFT NO.: 368

MODEL: 1124A WESTWIND

AIRCRAFT REG.: N368MD

PAGE 1

92163
97-001
29 29

WORK DUE DATE	HOURS	* = APU HRS. LANDINGS	CYCLES
NEXT	100		

RECORD TIME WORK ACCOMPLISHED FOR EACH TASK. KEEP TOP COPY FOR YOUR RECORDS. RETURN CARBON COPY TO CSI FOR UPDATING.

**** NEW REQUIREMENT ** ADDED TO REPORT ON 05/26/92**

WORK ACCOMPLISHED: DATE: MONTH 12 DAY 28 YEAR 92 AIRCRAFT HOURS: 5201 LANDINGS: 3842

TECHNICIAN SIGNATURE: [Signature] KIND OF CERTIFICATE & NO: 560767740

INSPECTED BY: [Signature] KIND OF CERTIFICATE & NO: AP

THE FOLLOWING WORK IS DUE AT THE TIME(S) NOTED ABOVE:

	TECHNICIAN	INSPECTOR	MAN-HOURS HRS. THS
972547 TFE731-A72-3474 LEFT ENGINE-REPLACEMENT OF SPECIFIC SERIAL NUMBERED LP TURBINE THIRD STAGE ROTOR DISC MANUFACTURED FROM THE SAME MATERIAL HEAT CODE.....	<u>[Signature]</u>	<u>[Signature]</u>	

COMPLIANCE: RECOMMENDED. GARRETT RECOMMENDS THAT THIS SERVICE BULLETIN BE ACCOMPLISHED ON ROTOR DISCS LISTED IN TABLE 1 WITHIN 100 ENGINE OPERATING HOURS AFTER RECEIPT OF THIS SERVICE BULLETIN.

REFER TO GARRETT SERVICE BULLETIN FOR PROCEDURE.

N/A BY S/O [Signature]

OPERATOR: ED-WES, INC.

WORK COMPLIANCE FORM NO.

972548

AIRCRAFT NO.: 368

MODEL: 1124A WESTWIND

AIRCRAFT REG.: N368MD

PAGE 1

92163

WORK DUE AT

* = APU HRS.

RECORD TIME WORK ACCOMPLISHED FOR EACH TASK. KEEP TOP COPY FOR YOUR RECORDS. RETURN CARBON COPY TO CSI FOR UPDATING.

DATE NEXT

DATE

HOURS

LANDINGS

CYCLES

97-001

29 29

100

** NEW REQUIREMENT ** ADDED TO REPORT ON 05/26/92

WORK ACCOMPLISHED: DATE: MONTH 12 DAY 28 YEAR 92 AIRCRAFT HOURS: 5201 LANDINGS: 3842

TECHNICIAN SIGNATURE: [Signature] KIND OF CERTIFICATE & NO: 560767740

INSPECTED BY: [Signature] KIND OF CERTIFICATE & NO: A+P

THE FOLLOWING WORK IS DUE AT THE TIME(S) NOTED ABOVE:

	TECHNICIAN	INSPECTOR	MAN-HOURS HRS. THS
972548 TFE731-A72-3474 RIGHT ENGINE-REPLACEMENT OF SPECIFIC SERIAL NUMBERED LP TURBINE THIRD STAGE ROTOR DISC MANUFACTURED FROM THE SAME MATERIAL HEAT CODE.....	<u>[Signature]</u>	<u>[Signature]</u>	

COMPLIANCE: RECOMMENDED. GARRETT RECOMMENDS THAT THIS SERVICE BULLETIN BE ACCOMPLISHED ON ROTOR DISCS LISTED IN TABLE 1 WITHIN 100 ENGINE OPERATING HOURS AFTER RECEIPT OF THIS SERVICE BULLETIN.

REFER TO GARRETT SERVICE BULLETIN FOR PROCEDURE.

N/A BY SW [Signature]

OPERATOR: ED-WEB, INC.

WORK COMPLIANCE FORM NO.

972A07

AIRCRAFT NO.: 368

MODEL: 1124A WESTWIND

AIRCRAFT REG.: N368MD

PAGE 1

92346
97-001
29 29

WORK DUE AT		* = APU HRS.	
DATE	HOURS	LANDINGS	CYCLES
		NEXT 50	

RECORD TIME WORK ACCOMPLISHED FOR EACH TASK. KEEP TOP COPY FOR YOUR RECORDS. RETURN CARBON COPY TO CSI FOR UPDATING.

** NEW REQUIREMENT ** ADDED TO REPORT ON 12/08/92

WORK ACCOMPLISHED: DATE: MONTH 12 DAY 28 YEAR 92 AIRCRAFT HOURS: 5201 LANDINGS: 3142

TECHNICIAN SIGNATURE: [Signature] KIND OF CERTIFICATE & NO: 500767740

INSPECTED BY: [Signature] KIND OF CERTIFICATE & NO: ATP

THE FOLLOWING WORK IS DUE AT THE TIME(S) NOTED ABOVE:

TECHNICIAN	INSPECTOR	MAN-HOURS
		HRS.THS
<u>[Signature]</u>	<u>[Signature]</u>	

972A07 GARRETT ALERT SERVICE BULLETIN TFE731-A72-3504 LEFT ENGINE.....

EFFECTIVITY: FAN ROTOR ASSEMBLY CONTAINING DISC AND HUB, PART NO. 3072162-1 THRU -4, 3073436-1 THRU -4, 3073539-2 OR 3074529-2 AND SERIAL NUMBERS IN TABLES 1, 2 AND 3.

- COMPLIANCE:
- (1) FAN DISC SERIAL NUMBER LISTED IN TABLE 1 MUST BE REPLACED PRIOR TO NEXT FLIGHT. CONTACT GARRETT CUSTOMER SERVICE ENGINEERING, PHOENIX, AZ FOR DISPOSITION INSTRUCTIONS.
 - (2) FAN DISC SERIAL NUMBERS LISTED IN TABLE 2 MUST BE EDDY CURRENT INSPECTED USING EDDY CURRENT INSPECTION PROCESS 11-0089C WITHIN 50 ENGINE OPERATING CYCLES UPON RECEIPT OF SERVICE BULLETIN.
 - (3) FAN DISC SERIAL NUMBERS LISTED IN TABLE 3 MUST BE EDDY CURRENT INSPECTED USING EDDY CURRENT INSPECTION PROCESS 11-0089C UPON RECEIPT OF SERVICE BULLETIN AS FOLLOWS:

- *FAN DISC CYCLES SINCE NEW (CSN) INSPECTION REQUIRED
- *LESS THAN 5000 WITHIN THE NEXT 100 CYCLES IN SERVICE (CIS) OR PRIOR TO 5050 CSN, WHICHEVER OCCURS FIRST.
- *5000 OR MORE WITHIN THE NEXT 50 CIS.

PLEASE CHECK ONE:

ALERT SERVICE BULLETIN ACCOMPLISHED (C/W)

ALERT SERVICE BULLETIN NOT APPLICABLE (N/A)

REFER TO GARRETT SERVICE BULLETIN FOR PROCEDURE.

OPERATOR: ED-WES, INC.

WORK COMPLIANCE FORM NO.

972A08

AIRCRAFT NO.: 368

MODEL: 1124A WESTWIND

AIRCRAFT REG.: N368MD

PAGE 1

92346	WORK DUE AT	* = APU HRS		RECORD TIME WORK ACCOMPLISHED FOR EACH TASK. KEEP TOP COPY FOR YOUR RECORDS. RETURN CARBON COPY TO CSI FOR UPDATING.
97-001	DATE	HOURS	LANDINGS	
29 29			CYCLES	

NEXT 50 **** NEW REQUIREMENT ** ADDED TO REPORT ON 12/08/92**

WORK ACCOMPLISHED: DATE: MONTH 12 DAY 28 YEAR 92 AIRCRAFT HOURS: 5201 LANDINGS: 3842

TECHNICIAN SIGNATURE: [Signature] KIND OF CERTIFICATE & NO: 530767240

INSPECTED BY: [Signature] KIND OF CERTIFICATE & NO: AP

THE FOLLOWING WORK IS DUE AT THE TIME(S) NOTED ABOVE:

	TECHNICIAN	INSPECTOR	MAN-HOURS
	<u>[Signature]</u>	<u>[Signature]</u>	HRS. THS

972A08 GARRETT ALERT SERVICE BULLETIN TFE731-A72-3504 RIGHT ENGINE.....

EFFECTIVITY: FAN ROTOR ASSEMBLY CONTAINING DISC AND HUB, PART NO. 3072162-1 THRU -4, 3073436-1 THRU -4, 3073539-2 OR 3074529-2 AND SERIAL NUMBERS IN TABLES 1, 2 AND 3.

- COMPLIANCE:
- (1) FAN DISC SERIAL NUMBER LISTED IN TABLE 1 MUST BE REPLACED PRIOR TO NEXT FLIGHT. CONTACT GARRETT CUSTOMER SERVICE ENGINEERING, PHOENIX, AZ FOR DISPOSITION INSTRUCTIONS.
 - (2) FAN DISC SERIAL NUMBERS LISTED IN TABLE 2 MUST BE EDDY CURRENT INSPECTED USING EDDY CURRENT INSPECTION PROCESS 11-0089C WITHIN 50 ENGINE OPERATING CYCLES UPON RECEIPT OF SERVICE BULLETIN.
 - (3) FAN DISC SERIAL NUMBERS LISTED IN TABLE 3 MUST BE EDDY CURRENT INSPECTED USING EDDY CURRENT INSPECTION PROCESS 11-0089C UPON RECEIPT OF SERVICE BULLETIN AS FOLLOWS:

- *FAN DISC CYCLES SINCE NEW (CSN) INSPECTION REQUIRED
- *LESS THAN 5000 WITHIN THE NEXT 100 CYCLES IN SERVICE (CIS) OR PRIOR TO 5050 CSN, WHICHEVER OCCURS FIRST.
- *5000 OR MORE WITHIN THE NEXT 50 CIS.

PLEASE CHECK ONE:

- ALERT SERVICE BULLETIN ACCOMPLISHED (C/N)
- ALERT SERVICE BULLETIN NOT APPLICABLE (N/A)

REFER TO GARRETT SERVICE BULLETIN FOR PROCEDURE.

OPERATOR: ED-WEB, INC.

WORK COMPLIANCE FORM NO. 991082

AIRCRAFT NO.: 368

MODEL: 1124A WESTWIND

AIRCRAFT REG.: N368MD

PAGE 1

92346
99-001
29 29

WORK DUE AT	* = APU HRS		
DATE	HOURS	LANDINGS	CYCLES
NEXT	100		

RECORD TIME WORK ACCOMPLISHED FOR EACH TASK. KEEP TOP COPY FOR YOUR RECORDS. RETURN CARBON COPY TO CSI FOR UPDATING.

** NEW REQUIREMENT ** ADDED TO REPORT ON 12/08/92

WORK ACCOMPLISHED: DATE: MONTH 12 DAY 28 YEAR 92 AIRCRAFT HOURS: 5201 LANDINGS: 3842

TECHNICIAN SIGNATURE: [Signature] KIND OF CERTIFICATE & NO: 560767740

INSPECTED BY: [Signature] KIND OF CERTIFICATE & NO: A+P

***** THE FOLLOWING WORK IS DUE AT THE TIME(S) NOTED ABOVE: *****

	TECHNICIAN	INSPECTOR	MAN-HOURS HRS.THS
991082 REMOVE AFFECTED L/H ENGINE THIRD STAGE LPT ROTOR.....	<u>[Signature]</u>	<u>[Signature]</u>	

AIRWORTHINESS DIRECTIVE AD 92-21-06
REVISION NUMBER:

AMENDMENT 39-8386
DATED:

EFFECTIVE DATE: NOVEMBER 27, 1992 (AT THE NEXT ACCESS TO THE TURBINE ROTOR ASSY OR BEFORE ACCUMULATING 100 HRS TIME IN SERVICE).

PLEASE CHECK ONE:

- AIRWORTHINESS DIRECTIVE ACCOMPLISHED (C/W)
- AIRWORTHINESS DIRECTIVE NOT APPLICABLE (N/A) BY SN OF PART
- AIRWORTHINESS DIRECTIVE DEFERRED UNTIL _____ (DUE TIME)

METHOD OF COMPLIANCE: _____

REFER TO APPLICABLE AIRWORTHINESS DIRECTIVE FOR PROCEDURE.

OPERATOR: ED-WES, INC.

WORK COMPLIANCE FORM NO.

991085

AIRCRAFT NO.: 368

MODEL: 1124A WESTWIND

AIRCRAFT REG.: N368MD

PAGE 1

92346

WORK DUE AT

* = APU HRS.

RECORD TIME WORK ACCOMPLISHED FOR EACH TASK. KEEP TOP COPY FOR YOUR RECORDS. RETURN CARBON COPY TO CSI FOR UPDATING.

99-001

DATE

HOURS

LANDINGS

CYCLES

29 29

NEXT 100

** NEW REQUIREMENT ** ADDED TO REPORT ON 12/08/92

WORK ACCOMPLISHED: DATE: MONTH 12 DAY 28 YEAR 92 AIRCRAFT HOURS: 5201 LANDINGS: 3842

TECHNICIAN SIGNATURE: [Signature] KIND OF CERTIFICATE & NO: 560767740

INSPECTED BY: [Signature] KIND OF CERTIFICATE & NO: AD

THE FOLLOWING WORK IS DUE AT THE TIME(S) NOTED ABOVE:

TECHNICIAN INSPECTOR MAN-HOURS HRS. THS

991085 REMOVE AFFECTED R/H ENGINE THIRD STAGE LPT ROTOR.....

AIRWORTHINESS DIRECTIVE AD 92-21-06 REVISION NUMBER:

AMENDMENT 39-8386 DATED:

EFFECTIVE DATE: NOVEMBER 27, 1992 (AT THE NEXT ACCESS TO THE TURBINE ROTOR ASSEMBLY OR BEFORE ACCUMULATING 100 HRS TIME IN SERVICE).

PLEASE CHECK ONE:

AIRWORTHINESS DIRECTIVE ACCOMPLISHED (C/W)

AIRWORTHINESS DIRECTIVE NOT APPLICABLE (N/A) BY PART SN

AIRWORTHINESS DIRECTIVE DEFERRED UNTIL (DUE TIME)

METHOD OF COMPLIANCE:

REFER TO APPLICABLE AIRWORTHINESS DIRECTIVE FOR PROCEDURE.

OPERATOR: ED-WEB, INC.

REPORT DATE 07/13/92

WORK COMPLIANCE FORM NO.

991065

AIRCRAFT NO.: 368

MODEL: 1124A WESTWIND

AIRCRAFT REG.: N368MD

PAGE 1

92195

WORK DUE AT

* = APU HRS

RECORD TIME WORK ACCOMPLISHED FOR EACH TASK. KEEP TOP COPY FOR YOUR RECORDS. RETURN CARBON COPY TO CSI FOR UPDATING.

99-001

DATE

HOURS

LANDINGS

CYCLES

29 29 07/13/92

CHECK CURRENT DUE LIST FOR DUE TIME CHANGES

WORK ACCOMPLISHED: DATE: MONTH 6 DAY 23 YEAR 92 AIRCRAFT HOURS: 5122 LANDINGS: 3742

TECHNICIAN SIGNATURE: [Signature] KIND OF CERTIFICATE & NO: 560767740

INSPECTED BY: [Signature] KIND OF CERTIFICATE & NO: ATP

THE FOLLOWING WORK IS DUE AT THE TIME(S) NOTED ABOVE: *****

TECHNICIAN INSPECTOR MAN-HOURS HRS. THS

991065 REVISE AIRPLANE FLIGHT MANUAL (AFM) AND TREND MONITOR ENGINE PERFORMANCE... [Signature] [Signature]

EMERGENCY AIRWORTHINESS DIRECTIVE 92-12-09 REVISION NUMBER: ISSUED DATED:

EFFECTIVE DATE: JUNE 8, 1992 (IMMEDIATELY UPON RECEIPT)

PLEASE CHECK ONE:

--- AIRWORTHINESS DIRECTIVE ACCOMPLISHED (C/M) (REVISION OF AIRPLANE FLIGHT MANUAL)

METHOD OF COMPLIANCE: c/w AD 92-12-09 PAR 2 INSERTING COPY OF AD 92-12-09 IN AFM IN ACCORDANCE WITH ALLIED-SIGNAL OPERATIONS INFORMATION LETTER OE 731-13 REV B. END

NOTE: BY SIGNING OFF THIS FORM YOU ARE ONLY ACKNOWLEDGING REVISION OF THE AIRPLANE FLIGHT MANUAL. IT IS IMPORTANT TO NOTE THAT CONTINUATION OF TREND MONITORING OF ENGINES IS NECESSARY IN ORDER TO BE IN COMPLIANCE WITH THIS EMERGENCY AD.

REFER TO APPLICABLE AIRWORTHINESS DIRECTIVE FOR PROCEDURE.

OPERATOR: ED-WES, INC.

REPORT DATE 09/14/92

WORK COMPLIANCE FORM NO.

991071

AIRCRAFT NO.: 368

MODEL: 1124A WESTWIND

AIRCRAFT REG.: N368MD

PAGE 1

92258 99-001 29 29	WORK DUE AT			* = APU HRS.		RECORD TIME WORK ACCOMPLISHED FOR EACH TASK. KEEP TOP COPY FOR YOUR RECORDS. RETURN CARBON COPY TO CSI FOR UPDATING.
	DATE	HOURS	LANDINGS	CYCLES		
	01/31/93	150				CHECK CURRENT DUE LIST FOR DUE TIME CHANGES

WORK ACCOMPLISHED: DATE: MONTH 0 DAY 20 YEAR 92 AIRCRAFT HOURS: 4878 LANDINGS: 3494

TECHNICIAN SIGNATURE: [Signature] KIND OF CERTIFICATE & NO: 560762740
INSPECTED BY: [Signature] KIND OF CERTIFICATE & NO: ATP

THE FOLLOWING WORK IS DUE AT THE TIME(S) NOTED ABOVE: TECHNICIAN [Signature] INSPECTOR [Signature] MAN-HOURS
HRB. THS

991071 AD 92-12-02 RIGHT AILERON CONTROL ROD REPLACEMENT...AD 92-12-02.....

AIRWORTHINESS DIRECTIVE AD 92-12-02 AMENDMENT 39-8262
REVISION NUMBER: DATED:

EFFECTIVE DATE: JULY 31, 1992

PLEASE CHECK ONE: JULY 31, 1992

- AIRWORTHINESS DIRECTIVE ACCOMPLISHED (C/W)
- AIRWORTHINESS DIRECTIVE NOT APPLICABLE (N/A)
- AIRWORTHINESS DIRECTIVE DEFERRED UNTIL _____ (DUE TIME)

METHOD OF COMPLIANCE: INSPECTED AIRCRAFT AND FOUND
PN 513506-503 RE INSTALLED.
SEE INVOICE #13599 AERO AIR
FOR DETAILS THIS DATE.

NOTE: WITHIN 150 HOURS TIME-IN-SERVICE AFTER THE EFFECTIVE DATE OF THIS AD, OR WITHIN 6 MONTHS AFTER THE EFFECTIVE DATE OF THIS AD, WHICHEVER OCCURS FIRST, REPLACE THE LEFT AND RIGHT AILERON ROD ASSEMBLIES WITH IMPROVED ROD ASSEMBLIES, P/N 513506-503 RD OR RE, IN ACCORDANCE WITH ASTRA SERVICE BULLETIN 1123-27-026 (FOR MODEL 1123 WESTWIND SERIES AIRPLANES), REVISION 2, DATED APRIL 24, 1991; OR ASTRA SERVICE BULLETIN 1124-27-100 (FOR MODELS 1124 AND 1124A WESTWIND SERIES AIRPLANES), REVISION 2, DATED APRIL 24, 1991.
REPLACEMENT OF THE LEFT AND RIGHT AILERON ROD ASSEMBLIES WITH IMPROVED ROD ASSEMBLIES, P/N 513506-503 RD OR RE, IN ACCORDANCE WITH ASTRA SERVICE BULLETIN 1123-27-026 (FOR MODEL 1123 WESTWIND SERIES AIRPLANES), REVISION 2, DATED APRIL 24 1991; OR ASTRA SERVICE BULLETIN 1124-27-100 (FOR MODELS 1124 AND 1124A WESTWIND SERIES AIRPLANES), REVISION 2, DATED APRIL 24, 1991) CONSTITUTES TERMINATING ACTION FOR THE REQUIREMENTS OF THIS AD.

REFER TO APPLICABLE AIRWORTHINESS DIRECTIVE FOR PROCEDURE.

OPERATOR: ED-WEB, INC.
AIRCRAFT NO.: 368
AIRCRAFT REG.: NJ68MD

REPORT DATE 09/14/92
MODEL: 1124A WESTWIND

WORK COMPLIANCE FORM NO. 991070

92258	WORK DUE AT			* = APU HRS.	RECORD TIME WORK ACCOMPLISHED FOR EACH TASK. KEEP TOP COPY FOR YOUR RECORDS. RETURN CARBON COPY TO CSI FOR UPDATING.
99-001	DATE	HOURS	LANDINGS	CYCLES	
29 29	01/31/93	150			

CHECK CURRENT DUE LIST FOR DUE TIME CHANGES

WORK ACCOMPLISHED: DATE: MONTH 6 DAY 20 YEAR 91 AIRCRAFT HOURS: 4878 LANDINGS: 3494

TECHNICIAN SIGNATURE: [Signature] KIND OF CERTIFICATE & NO: 560767740

INSPECTED BY: [Signature] KIND OF CERTIFICATE & NO: ATP

THE FOLLOWING WORK IS DUE AT THE TIME(S) NOTED ABOVE:

	TECHNICIAN	INSPECTOR	MAN-HOURS HRG. THS
991070 AD 92-12-02 LEFT AILERON CONTROL ROD REPLACEMENT...AD 92-12-02.....	<u>[Signature]</u>	<u>[Signature]</u>	

AIRWORTHINESS DIRECTIVE AD 92-12-02 AMENDMENT 39-8262
REVISION NUMBER: DATED:

EFFECTIVE DATE: JULY 31, 1992

PLEASE CHECK ONE: JULY 31, 1992

- AIRWORTHINESS DIRECTIVE ACCOMPLISHED (C/W)
- AIRWORTHINESS DIRECTIVE NOT APPLICABLE (N/A)
- AIRWORTHINESS DIRECTIVE DEFERRED UNTIL _____ (DUE TIME)

METHOD OF COMPLIANCE: INSPECTED AIRCRAFT AND FOUND P/N 513506-503 RE INSTALLED. SEE INVOICE #13589 AERO AIR FOR DETAILS THIS DATE.

NOTE: WITHIN 150 HOURS TIME-IN-SERVICE AFTER THE EFFECTIVE DATE OF THIS AD, OR WITHIN 6 MONTHS AFTER THE EFFECTIVE DATE OF THIS AD, WHICHEVER OCCURS FIRST, REPLACE THE LEFT AND RIGHT AILERON ROD ASSEMBLIES WITH IMPROVED ROD ASSEMBLIES, P/N 513506-503 RD OR RE, IN ACCORDANCE WITH ASTRA SERVICE BULLETIN 1123-27-026 (FOR MODEL 1123 WESTWIND SERIES AIRPLANES), REVISION 2, DATED APRIL 24, 1991; OR ASTRA SERVICE BULLETIN 1124-27-100 (FOR MODELS 1124 AND 1124A WESTWIND SERIES AIRPLANES), REVISION 2, DATED APRIL 24, 1991. REPLACEMENT OF THE LEFT AND RIGHT AILERON ROD ASSEMBLIES WITH IMPROVED ROD ASSEMBLIES, P/N 513506-503 RD OR RE, IN ACCORDANCE WITH ASTRA SERVICE BULLETIN 1123-27-026 (FOR MODEL 1123 WESTWIND SERIES AIRPLANES), REVISION 2, DATED APRIL 24 1991; OR ASTRA SERVICE BULLETIN 1124-27-100 (FOR MODELS 1124 AND 1124A WESTWIND SERIES AIRPLANES), REVISION 2, DATED APRIL 24, 1991; CONSTITUTES TERMINATING ACTION FOR THE REQUIREMENTS OF THIS AD.

REFER TO APPLICABLE AIRWORTHINESS DIRECTIVE FOR PROCEDURE.

OPERATOR: ED-WEB, INC.

REPORT DATE 01/13/93

WORK COMPLIANCE FORM NO.

991085

AIRCRAFT NO.: 368

MODEL: 1124A WESTWIND

AIRCRAFT REG.: N368ND

PAGE 1

93013

WORK DUE AT

* = APU HRS

RECORD TIME WORK ACCOMPLISHED FOR EACH TASK. KEEP TOP COPY FOR YOUR RECORDS. RETURN CARBON COPY TO CSI FOR UPDATING.

99-001

DATE

HOURS

LANDINGS

CYCLES

29 29

5301

CHECK CURRENT DUE LIST FOR DUE TIME CHANGES

WORK ACCOMPLISHED: DATE: MONTH 1 DAY 25 YEAR 93 AIRCRAFT HOURS: 5209 LANDINGS: 3855

TECHNICIAN SIGNATURE: [Signature] KIND OF CERTIFICATE & NO: 560767740

INSPECTED BY: [Signature] KIND OF CERTIFICATE & NO: AP

THE FOLLOWING WORK IS DUE AT THE TIME(S) NOTED ABOVE:

TECHNICIAN INSPECTOR MAN-HOURS
HRS. THS

991085 REMOVE AFFECTED R/H ENGINE THIRD STAGE LPT ROTOR..... [Signature] [Signature]

AIRWORTHINESS DIRECTIVE AD 92-21-06
REVISION NUMBER:

AMENDMENT 39-8386
DATED:

EFFECTIVE DATE: NOVEMBER 27, 1992 (AT THE NEXT ACCESS TO THE TURBINE ROTOR ASBY OR BEFORE ACCUMULATING 100 HRS TIME IN SERVICE).

PLEASE CHECK ONE:

- AIRWORTHINESS DIRECTIVE ACCOMPLISHED (C/W)
- AIRWORTHINESS DIRECTIVE NOT APPLICABLE (N/A)
- AIRWORTHINESS DIRECTIVE DEFERRED UNTIL _____ (DUE TIME)

METHOD OF COMPLIANCE: _____

REFER TO APPLICABLE AIRWORTHINESS DIRECTIVE FOR PROCEDURE.

OPERATOR: ED-WEB, INC.

WORK COMPLIANCE FORM NO.

991091

AIRCRAFT NO.: 368

MODEL: 1124A WESTWIND

AIRCRAFT REG.: N368ND

PAGE 1

93013 99-001 29 29	WORK DUE AT		* = APU HRS		RECORD TIME WORK ACCOMPLISHED FOR EACH TASK. KEEP TOP COPY FOR YOUR RECORDS. RETURN CARBON COPY TO CSI FOR UPDATING.
	DATE	HOURS	LANDINGS	CYCLES	
			NEXT 50		** NEW REQUIREMENT ** ADDED TO REPORT ON 01/08/93

WORK ACCOMPLISHED: DATE: MONTH 1 DAY 25 YEAR 93 AIRCRAFT HOURS: 5209 LANDINGS: 3855

TECHNICIAN SIGNATURE: [Signature] KIND OF CERTIFICATE & NO: J60767740

INSPECTED BY: [Signature] KIND OF CERTIFICATE & NO: AIP

THE FOLLOWING WORK IS DUE AT THE TIME(S) NOTED ABOVE: TECHNICIAN INSPECTOR MAN-HOURS

991091	AD 92-26-09 FAN ROTOR ASSEMBLY RIGHT ENGINE.....	<u>[Signature]</u>	<u>[Signature]</u>	HRB.THS
972A08	GARRETT ALERT SERVICE BULLETIN TFE731-A72-3504 RIGHT ENGINE AIRWORTHINESS DIRECTIVE 92-26-09 DOCKET NO.92-ANE-60 REVISION NUMBER: DATED: 12/22/92 EFFECTIVE DATE: UPON RECEIPT OF AD 92-26-09			

EFFECTIVITY: FAN ROTOR ASSEMBLY CONTAINING DISC AND HUB, PART NO.3072162-1 THRU -4, 3073436-1 THRU -4, 3073539-2 OR 3074529-2 AND SERIAL NUMBERS IN TABLES 1, 2 AND 3 OF GARRETT SERVICE BULLETIN TFE 731-A72-3504.

COMPLIANCE: (1) FAN DISC SERIAL NUMBER LISTED IN TABLE 1 MUST BE REPLACED PRIOR TO NEXT FLIGHT. CONTACT GARRETT CUSTOMER SERVICE ENGINEERING, PHOENIX, AZ FOR DISPOSITION INSTRUCTIONS.

(2) FAN DISC SERIAL NUMBERS LISTED IN TABLE 2 MUST BE EDDY CURRENT INSPECTED USING EDDY CURRENT INSPECTION PROCESS 11-0089C WITHIN 50 ENGINE OPERATING CYCLES UPON RECEIPT OF SERVICE BULLETIN.

(3) FAN DISC SERIAL NUMBERS LISTED IN TABLE 3 MUST BE EDDY CURRENT INSPECTED USING EDDY CURRENT INSPECTION PROCESS 11-0089C UPON RECEIPT OF SERVICE BULLETIN AS FOLLOWS:

*FAN DISC CYCLES SINCE NEW (CSN)	INSPECTED REQUIRED
*LESS THAN 5000	WITHIN THE NEXT 100 CYCLES IN SERVICE (CIS) OR PRIOR TO 5050 CSN, WHICHEVER OCCURS FIRST.
*5000 OR MORE	WITHIN THE NEXT 50 CIS.

PLEASE CHECK ONE:

- AIRWORTHINESS DIRECTIVE ACCOMPLISHED (C/N)
- AIRWORTHINESS DIRECTIVE NOT APPLICABLE (N/A)
- AIRWORTHINESS DIRECTIVE DEFERRED UNTIL _____ (DUE TIME)

METHOD OF COMPLIANCE: _____

OPERATOR: ED-WES, INC.

WORK COMPLIANCE FORM NO.

991090

AIRCRAFT NO.: 368

MODEL: 1124A WESTWIND

AIRCRAFT REG.: N368MD

PAGE 1

93013
99-001
29 29

WORK DUE AT			
DATE	HOURS	LANDINGS	CYCLES
		NEXT	50

RECORD TIME WORK ACCOMPLISHED FOR EACH TASK. KEEP TOP COPY FOR YOUR RECORDS. RETURN CARBON COPY TO CSI FOR UPDATING.

** NEW REQUIREMENT ** ADDED TO REPORT ON 01/08/93

WORK ACCOMPLISHED: DATE: MONTH 1 DAY 25 YEAR 93 AIRCRAFT HOURS: 5209 LANDINGS: 3855

TECHNICIAN SIGNATURE: [Signature] KIND OF CERTIFICATE & NO: 560767740

INSPECTED BY: [Signature] KIND OF CERTIFICATE & NO: A+P

***** THE FOLLOWING WORK IS DUE AT THE TIME(S) NOTED ABOVE: *****

TECHNICIAN	INSPECTOR	MAN-HOURS HRG.THB
<u>P</u>	<u>P</u>	

- 991090 AD 92-26-09 FAN ROTOR ASSEMBLY LEFT ENGINE.....
- 972A07 GARRETT ALERT SERVICE BULLETIN TFE731-A72-3504 LEFT ENGINE AIRWORTHINESS DIRECTIVE 92-26-09 DOCKET NO.92-ANE-60 REVISION NUMBER: DATED: 12/22/92 EFFECTIVE DATE: UPON RECEIPT OF AD 92-26-09

EFFECTIVITY: FAN ROTOR ASSEMBLY CONTAINING DISC AND HUB, PART NO.3072162-1 THRU -4, 3073436-1 THRU -4, 3073539-2 OR 3074529-2 AND SERIAL NUMBERS IN TABLES 1, 2 AND 3 OF GARRETT SERVICE BULLETIN TFE 731-A72-3504.

- COMPLIANCE:
- (1) FAN DISC SERIAL NUMBER LISTED IN TABLE 1 MUST BE REPLACED PRIOR TO NEXT FLIGHT. CONTACT GARRETT CUSTOMER SERVICE ENGINEERING, PHOENIX, AZ FOR DISPOSITION INSTRUCTIONS.
 - (2) FAN DISC SERIAL NUMBERS LISTED IN TABLE 2 MUST BE EDDY CURRENT INSPECTED USING EDDY CURRENT INSPECTION PROCESS 11-0089C WITHIN 50 ENGINE OPERATING CYCLES UPON RECEIPT OF SERVICE BULLETIN.
 - (3) FAN DISC SERIAL NUMBERS LISTED IN TABLE 3 MUST BE EDDY CURRENT INSPECTED USING EDDY CURRENT INSPECTION PROCESS 11-0089C UPON RECEIPT OF SERVICE BULLETIN AS FOLLOWS:

*FAN DISC CYCLES SINCE NEW (CSN)	INSPECTED REQUIRED
*LESS THAN 5000	WITHIN THE NEXT 100 CYCLES IN SERVICE (CIS) OR PRIOR TO 5050 CSN, WHICHEVER OCCURS FIRST.
*5000 OR MORE	WITHIN THE NEXT 50 CIS.

PLEASE CHECK ONE:

- AIRWORTHINESS DIRECTIVE ACCOMPLISHED (C/W)
- AIRWORTHINESS DIRECTIVE NOT APPLICABLE (N/A)
- AIRWORTHINESS DIRECTIVE DEFERRED UNTIL _____ (DUE TIME)

METHOD OF COMPLIANCE: _____

OPERATOR: ED-WES, INC.
AIRCRAFT NO.: 368
AIRCRAFT REG.: N368MD

REPORT DATE 04/13/93
MODEL: 1124A WESTWIND

WORK COMPLIANCE FORM NO. 991100

93103	WORK DUE AT	* = APU HRS.			RECORD TIME WORK ACCOMPLISHED FOR EACH TASK. KEEP TOP COPY FOR YOUR RECORDS. RETURN CARBON COPY TO CSI FOR UPDATING.
99-001	DATE	HOURS	LANDINGS	CYCLES	
29 29	04/05/93				

CHECK CURRENT DUE LIST FOR DUE TIME CHANGES

WORK ACCOMPLISHED: DATE: MONTH 4 DAY 19 YEAR 93 AIRCRAFT HOURS: 5267 LANDINGS: 3917

TECHNICIAN SIGNATURE: [Signature] KIND OF CERTIFICATE & NO: 560767740

INSPECTED BY: [Signature] KIND OF CERTIFICATE & NO: AIP

THE FOLLOWING WORK IS DUE AT THE TIME(S) NOTED ABOVE:

TECHNICIAN	INSPECTOR	MAN-HOURS HRS.THS
<u>[Signature]</u>	<u>[Signature]</u>	

(991100) () INSTALL TCAS II PLACARD (PARAGRAPH A).....
AIRWORTHINESS DIRECTIVE 93-04-02 AMENDMENT 39-8504
REVISION NUMBER: ORIGINAL DATED: MARCH 26, 1993

EFFECTIVE DATE: MARCH 26, 1993

PLEASE CHECK ONE:

--- PARAGRAPH A COMPLIED WITH (C/W). PARAGRAPH B DUE WITHIN 6 CALENDAR MONTHS AFTER THE EFFECTIVE DATE OF THIS AD.

(99014B) () --- PARAGRAPH A AND B FULLY COMPLIED WITH (C/W). NO FURTHER ACTION REQUIRED.

[Signature] AIRWORTHINESS DIRECTIVE NOT APPLICABLE (N/A).

--- AIRWORTHINESS DIRECTIVE DEFERRED UNTIL _____ (DUE TIME)

METHOD OF COMPLIANCE:

TCAS II NOT INSTALLED

REFER TO APPLICABLE AIRWORTHINESS DIRECTIVE FOR PROCEDURE.

OPERATOR: **ED-WES, INC.**

WORK COMPLIANCE FORM NO

991115

AIRCRAFT NO.: **368**

MODEL: **1124A WESTWIND**

AIRCRAFT REG.: **N368MD**

PAGE **1**

93194
99-001
29 29

WORK DUE AT	APU HRS
DATE	LANDINGS
NEXT	150

RECORD TIME WORK ACCOMPLISHED FOR EACH TASK. KEEP FOR COPY FOR YOUR RECORDS. RETURN CARBON COPY TO CSI FOR DATING.

**** NEW REQUIREMENT ** ADDED TO REPORT ON 07/09/93**

WORK ACCOMPLISHED: DATE: MONTH 9 DAY 29 YEAR 93 AIRCRAFT HOURS: 5343 LANDINGS: 3997

TECHNICIAN SIGNATURE: [Signature] KIND OF CERTIFICATE & NO: 560767740

INSPECTED BY: [Signature] KIND OF CERTIFICATE & NO: ATP

THE FOLLOWING WORK IS DUE AT THE TIME(S) NOTED ABOVE:

	TECHNICIAN	INSPECTOR	MAN-HOURS HRS. THS
	<u>[Signature]</u>	<u>[Signature]</u>	

991115 INSTALL LEFT ENGINE FUEL LINE SUPPORT CLAMP ASSEMBLY.....
 AIRWORTHINESS DIRECTIVE 93-10-10 AMENDMENT 39-8589
 REVISION NUMBER: ORIGINAL DATED: JUNE 29, 1993

EFFECTIVE DATE: JUNE 29, 1993

PLEASE CHECK ONE:

AIRWORTHINESS DIRECTIVE ACCOMPLISHED (C/W).

AIRWORTHINESS DIRECTIVE NOT APPLICABLE (N/A).

AIRWORTHINESS DIRECTIVE DEFERRED UNTIL _____ (DUE TIME).

METHOD OF COMPLIANCE: _____

REFER TO APPLICABLE AIRWORTHINESS DIRECTIVE FOR PROCEDURE.

OPERATOR: ED-WES, INC.

WORK COMPLIANCE FORM NO. 991120

AIRCRAFT NO.: 368

MODEL: 1124A WESTWIND

PAGE 1

AIRCRAFT REG.: N368MD

93194	WORK DUE AT	APU HRS			RECORD TIME WORK ACCOMPLISHED FOR EACH TASK. KEEP THIS COPY FOR YOUR RECORDS. RETURN CARBON COPY TO CSI FOR UPDATING
99-001	DATE	HOURS	LANDINGS	CYCLES	
29 29	NEXT	150			

** NEW REQUIREMENT ** ADDED TO REPORT ON 07/09/93

WORK ACCOMPLISHED: DATE: MONTH 9 DAY 29 YEAR 93 AIRCRAFT HOURS: 5343 LANDINGS: 3997

TECHNICIAN SIGNATURE: [Signature] KIND OF CERTIFICATE & NO: 560767740

INSPECTED BY: [Signature] KIND OF CERTIFICATE & NO: ATP

THE FOLLOWING WORK IS DUE AT THE TIME(S) NOTED ABOVE:

991120	INSTALL RIGHT ENGINE FUEL LINE SUPPORT CLAMP ASSEMBLY.....	TECHNICIAN	INSPECTOR	MAN-HOURS
	AIRWORTHINESS DIRECTIVE 93-10-10	[Signature]	[Signature]	HRS. THS
	AMENDMENT 39-8589			
	REVISION NUMBER: ORIGINAL			
	DATED: JUNE 29, 1993			

EFFECTIVE DATE: JUNE 29, 1993

PLEASE CHECK ONE:

___ AIRWORTHINESS DIRECTIVE ACCOMPLISHED (C/W).

AIRWORTHINESS DIRECTIVE NOT APPLICABLE (N/A).

___ AIRWORTHINESS DIRECTIVE DEFERRED UNTIL _____ (DUE TIME).

METHOD OF COMPLIANCE: _____

REFER TO APPLICABLE AIRWORTHINESS DIRECTIVE FOR PROCEDURE.

OPERATOR: ED-WES, INC.

REPORT DATE 09/14/93

WORK COMPLIANCE FORM NO.

850000

AIRCRAFT NO.: 368

MODEL: 1124A WESTWIND

PAGE 1

AIRCRAFT REG: N368ND

93257	WORK DUE AT	* - APU HRS.			RECORD TIME WORK ACCOMPLISHED FOR EACH TASK. KEEP TOP COPY FOR YOUR RECORDS. RETURN CARBON COPY TO CSI FOR UPDATING.
00-CST	DATE	HOURS	LANDINGS	CYCLES	
29 29	11/14/93				CHECK CURRENT DUE LIST FOR DUE TIME CHANGES

WORK ACCOMPLISHED: DATE: MONTH 10 DAY 30 YEAR 93 AIRCRAFT HOURS: _____ LANDINGS: _____

TECHNICIAN SIGNATURE: [Signature] KIND OF CERTIFICATE & NO: ANP 177820

INSPECTED BY: _____ KIND OF CERTIFICATE & NO: _____

***** THE FOLLOWING WORK IS DUE AT THE TIME(S) NOTED ABOVE: *****

850000 CFI CERT. JEFF ATCHISON.....CUSTOMER CODE.....	TECHNICIAN	INSPECTOR	MAN-HOURS
*****			HRS. THS

FORM ADDED BY CUSTOMER REQUEST. REFER TO APPROPRIATE MANUAL FOR PROCEDURE(S).

OPERATOR: ED-WES, INC.

WORK COMPLIANCE FORM NO. 972A07

AIRCRAFT NO.: 368

MODEL: 1124A WESTWIND

PAGE 1

AIRCRAFT REG.: N368MD

94013	WORK DUE AT	* = APU HRS			RECORD TIME WORK ACCOMPLISHED FOR EACH TASK. KEEP TOP COPY FOR YOUR RECORDS. RETURN CARBON COPY TO CSI FOR UPDATING.
97-001	DATE	HOURS	LANDINGS	CYCLES	
29 29			NEXT 100		

** NEW REQUIREMENT ** ADDED TO REPORT ON 09/10/93

WORK ACCOMPLISHED: DATE: MONTH 2 DAY 25 YEAR 94 AIRCRAFT HOURS: 5408 LANDINGS: 4066

TECHNICIAN SIGNATURE: [Signature] KIND OF CERTIFICATE & NO: 560767240

INSPECTED BY: [Signature] KIND OF CERTIFICATE & NO: AIP

THE FOLLOWING WORK IS DUE AT THE TIME(S) NOTED ABOVE: TECHNICALIAN INSPECTOR MAN-HOURS HRS. THS

972A07 GARRETT ALERT SERVICE BULLETIN TFE731-A72-3504 LEFT ENGINE..... [Signature] [Signature]

EFFECTIVITY: FAN ROTOR ASSEMBLY CONTAINING DISC AND HUB, PART NO. 3072162-1 THRU -4, 3073436-1 THRU -4, 3073539-2 OR 3074529-2 AND SERIAL NUMBERS IN TABLES 1, 2 AND 3.

- COMPLIANCE:
- (1) FAN DISC SERIAL NUMBER LISTED IN TABLE 1 MUST BE REPLACED PRIOR TO NEXT FLIGHT. CONTACT GARRETT CUSTOMER SERVICE ENGINEERING, PHOENIX, AZ FOR DISPOSITION INSTRUCTIONS.
 - (2) FAN DISC SERIAL NUMBERS LISTED IN TABLE 2 MUST BE EDDY CURRENT INSPECTED USING EDDY CURRENT INSPECTION PROCESS 11-0089C WITHIN 50 ENGINE OPERATING CYCLES UPON RECEIPT OF SERVICE BULLETIN.
 - (3) FAN DISC SERIAL NUMBERS LISTED IN TABLE 3 MUST BE EDDY CURRENT INSPECTED USING EDDY CURRENT INSPECTION PROCESS 11-0089C UPON RECEIPT OF SERVICE BULLETIN AS FOLLOWS:

*FAN DISC CYCLES SINCE NEW (CSN)	INSPECTION REQUIRED
*LESS THAN 5000	WITHIN THE NEXT 100 CYCLES IN SERVICE (CIS) OR PRIOR TO 5050 CSN, WHICHEVER OCCURS FIRST.
*5000 OR MORE	WITHIN THE NEXT 50 CIS.

PLEASE CHECK ONE:

ALERT SERVICE BULLETIN ACCOMPLISHED (C/W)

ALERT SERVICE BULLETIN NOT APPLICABLE (N/A)

REFER TO GARRETT SERVICE BULLETIN FOR PROCEDURE.

OPERATOR: ED-WES, INC.

WORK COMPLIANCE FORM NO.

972A87

AIRCRAFT NO.: 368

MODEL: 1124A WESTWIND

AIRCRAFT REG.: N368MD

PAGE 1

94013	WORK DUE AT	* = APU HRS.			RECORD TIME WORK ACCOMPLISHED FOR EACH TASK. KEEP TOP COPY FOR YOUR RECORDS. RETURN CARBON COPY TO CSI FOR UPDATING
97-001	DATE	HOURS	LANDINGS	CYCLES	
29 29	NEXT	100			

** NEW REQUIREMENT ** ADDED TO REPORT ON 01/06/94

WORK ACCOMPLISHED: DATE: MONTH 2 DAY 17 YEAR 94 AIRCRAFT HOURS: 5404 LANDINGS: 4062

TECHNICIAN SIGNATURE: [Signature] KIND OF CERTIFICATE & NO: 560767240

INSPECTED BY: [Signature] KIND OF CERTIFICATE & NO: A+P

THE FOLLOWING WORK IS DUE AT THE TIME(S) NOTED ABOVE:

TECHNICIAN	INSPECTOR	MAN-HOURS
		HRS. THS

972A87 GARRETT SERVICE BULLETIN TFE731-A72-3544 L/H ENGINE.....

EFFECTIVITY: FIRST AND SECOND STAGE LP TURBINE DISCS HAVING SPECIFIC SERIAL NUMBER LISTED IN TABLE 1 OF SERVICE BULLETIN.

COMPLIANCE: ALLIED SIGNAL RECOMMENDS THE REMOVAL OF FIRST AND SECOND STAGE LP TURBINE DISCS LISTED IN TABLE 1 WITHIN 100 ENGINE OPERATING HOURS AFTER RECEIPT OF SERVICE BULLETIN OR NEXT ACCESS TO AFFECTED PART, WHICHEVER OCCURS FIRST.

PLEASE CHECK ONE:

ALERT SERVICE BULLETIN ACCOMPLISHED (C/W)
(REFER TO FORM 71.010 TO UPDATE REMOVAL/INSTALLATION)

SERVICE BULLETIN NOT APPLICABLE (N/A)

REFER TO GARRETT SERVICE BULLETIN FOR PROCEDURE.

OPERATOR: ED-WES, INC.

WORK COMPLIANCE FORM NO. 972A88

AIRCRAFT NO.: 368

MODEL: 1124A WESTWIND

AIRCRAFT REG.: N368MD

PAGE 1

94013 97-001 29 29	WORK DUE AT				RECORD TIME WORK ACCOMPLISHED FOR EACH TASK. KEEP TOP COPY FOR YOUR RECORDS. RETURN CARBON COPY TO CSI FOR UPDATING
	DATE	HOURS	LANDINGS	CYCLES	
		NEXT 100			

** NEW REQUIREMENT ** ADDED TO REPORT ON 01/06/94

WORK ACCOMPLISHED: DATE: MONTH 2 DAY 17 YEAR 94 AIRCRAFT HOURS: 5404 LANDINGS: 4062

TECHNICIAN SIGNATURE: [Signature] KIND OF CERTIFICATE & NO: 560767710 ADP

INSPECTED BY: [Signature] KIND OF CERTIFICATE & NO: ADP

***** THE FOLLOWING WORK IS DUE AT THE TIME(S) NOTED ABOVE: *****

	TECHNICIAN	INSPECTOR	MAN-HOURS HRS. THS
972A88 GARRETT SERVICE BULLETIN TFE731-A72-3544 R/H ENGINE.....	[Signature]	[Signature]	

EFFECTIVITY: FIRST AND SECOND STAGE LP TURBINE DISCS HAVING SPECIFIC SERIAL NUMBER LISTED IN TABLE 1 OF SERVICE BULLETIN.

COMPLIANCE: ALLIED SIGNAL RECOMMENDS THE REMOVAL OF FIRST AND SECOND STAGE LP TURBINE DISCS LISTED IN TABLE 1 WITHIN 100 ENGINE OPERATING HOURS AFTER RECEIPT OF SERVICE BULLETIN OR NEXT ACCESS TO AFFECTED PART, WHICHEVER OCCURS FIRST.

PLEASE CHECK ONE:

----- ALERT SERVICE BULLETIN ACCOMPLISHED (C/W)
(REFER TO FORM 71.011 TO UPDATE REMOVAL/INSTALLATION)

[Signature] SERVICE BULLETIN NOT APPLICABLE (N/A)

REFER TO GARRETT SERVICE BULLETIN FOR PROCEDURE.

OPERATOR: ED-WES, INC.

WORK COMPLIANCE FORM NO. 972A08

AIRCRAFT NO.: 368

MODEL: 1124A WESTWIND

AIRCRAFT REG.: N368MD

PAGE 1

94013	WORK DUE AT	* = APU HRS			RECORD TIME WORK ACCOMPLISHED FOR EACH TASK. KEEP TOP COPY FOR YOUR RECORDS. RETURN CARBON COPY TO CSI FOR UPDATING
97-001	DATE	HOURS	LANDINGS	CYCLES	
29 29			NEXT 100		

** NEW REQUIREMENT ** ADDED TO REPORT ON 09/10/93

WORK ACCOMPLISHED: DATE: MONTH 2 DAY 25 YEAR 94 AIRCRAFT HOURS: 5408 LANDINGS: 4066

TECHNICIAN SIGNATURE: [Signature] KIND OF CERTIFICATE & NO: 560767740

INSPECTED BY: [Signature] KIND OF CERTIFICATE & NO: ATP

***** THE FOLLOWING WORK IS DUE AT THE TIME(S) NOTED ABOVE: *****

	TECHNICIAN	INSPECTOR	MAN-HOURS HRS. THS
972A08 GARRETT ALERT SERVICE BULLETIN TFE731-A72-3504 RIGHT ENGINE.....	[Signature]	[Signature]	

EFFECTIVITY: FAN ROTOR ASSEMBLY CONTAINING DISC AND HUB, PART NO. 3072162-1 THRU -4, 3073436-1 THRU -4, 3073539-2 OR 3074529-2 AND SERIAL NUMBERS IN TABLES 1, 2 AND 3.

- COMPLIANCE:
- (1) FAN DISC SERIAL NUMBER LISTED IN TABLE 1 MUST BE REPLACED PRIOR TO NEXT FLIGHT. CONTACT GARRETT CUSTOMER SERVICE ENGINEERING, PHOENIX, AZ FOR DISPOSITION INSTRUCTIONS.
 - (2) FAN DISC SERIAL NUMBERS LISTED IN TABLE 2 MUST BE EDDY CURRENT INSPECTED USING EDDY CURRENT INSPECTION PROCESS 11-0089C WITHIN 50 ENGINE OPERATING CYCLES UPON RECEIPT OF SERVICE BULLETIN.
 - (3) FAN DISC SERIAL NUMBERS LISTED IN TABLE 3 MUST BE EDDY CURRENT INSPECTED USING EDDY CURRENT INSPECTION PROCESS 11-0089C UPON RECEIPT OF SERVICE BULLETIN AS FOLLOWS:

*FAN DISC CYCLES SINCE NEW (CSN)	INSPECTION REQUIRED
*LESS THAN 5000	WITHIN THE NEXT 100 CYCLES IN SERVICE (CIS) OR PRIOR TO 5050 CSN, WHICHEVER OCCURS FIRST.
*5000 OR MORE	WITHIN THE NEXT 50 CIS.

PLEASE CHECK ONE:

_____ ALERT SERVICE BULLETIN ACCOMPLISHED (C/W)

 A ALERT SERVICE BULLETIN NOT APPLICABLE (N/A)

REFER TO GARRETT SERVICE BULLETIN FOR PROCEDURE.

OPERATOR: ED-WES, INC.

WORK COMPLIANCE FORM NO.

972A07

AIRCRAFT NO.: 368

MODEL: 1124A WESTWIND

AIRCRAFT REG.: N368ND

PAGE 1

94045	WORK DUE AT			* = APU HRS	RECORD TIME WORK ACCOMPLISHED FOR EACH TASK. KEEP TOP COPY FOR YOUR RECORDS. RETURN CARBON COPY TO CSI FOR UPDATING.
97-001	DATE	HOURS	LANDINGS	CYCLES	
29 29			NEXT 100		

WORK ACCOMPLISHED: DATE: MONTH 3 DAY 7 YEAR 94 AIRCRAFT HOURS: 5411 LANDINGS: 4070

TECHNICIAN SIGNATURE: [Signature] KIND OF CERTIFICATE & NO: 560767740

INSPECTED BY: [Signature] KIND OF CERTIFICATE & NO: ADP

THE FOLLOWING WORK IS DUE AT THE TIME(S) NOTED ABOVE: TECHNICALIAN INSPECTOR MAN-HOURS HRS.THS

972A07 GARRETT ALERT SERVICE BULLETIN TFE731-A72-3504 LEFT ENGINE..... [Signature] [Signature]

EFFECTIVITY: FAN ROTOR ASSEMBLY CONTAINING DISC AND HUB, PART NO. 3072162-1 THRU -4, 3073436-1 THRU -4, 3073539-2 OR 3074529-2 AND SERIAL NUMBERS IN TABLES 1, 2 AND 3.

- COMPLIANCE:
- (1) FAN DISC SERIAL NUMBER LISTED IN TABLE 1 MUST BE REPLACED PRIOR TO NEXT FLIGHT. CONTACT GARRETT CUSTOMER SERVICE ENGINEERING, PHOENIX, AZ FOR DISPOSITION INSTRUCTIONS.
 - (2) FAN DISC SERIAL NUMBERS LISTED IN TABLE 2 MUST BE EDDY CURRENT INSPECTED USING EDDY CURRENT INSPECTION PROCESS 11-0089C WITHIN 50 ENGINE OPERATING CYCLES UPON RECEIPT OF SERVICE BULLETIN.
 - (3) FAN DISC SERIAL NUMBERS LISTED IN TABLE 3 MUST BE EDDY CURRENT INSPECTED USING EDDY CURRENT INSPECTION PROCESS 11-0089C UPON RECEIPT OF SERVICE BULLETIN AS FOLLOWS:

*FAN DISC CYCLES SINCE NEW (CSN)	INSPECTION REQUIRED
*LESS THAN 5000	WITHIN THE NEXT 100 CYCLES IN SERVICE (CIS) OR PRIOR TO 5050 CSN, WHICHEVER OCCURS FIRST.
*5000 OR MORE	WITHIN THE NEXT 50 CIS.

PLEASE CHECK ONE:

----- ALERT SERVICE BULLETIN ACCOMPLISHED (C/W)

A----- ALERT SERVICE BULLETIN NOT APPLICABLE (N/A)

REFER TO GARRETT SERVICE BULLETIN FOR PROCEDURE.

OPERATOR: ED-WES, INC.

WORK COMPLIANCE FORM NO.

972A08

AIRCRAFT NO.: 368

MODEL: 1124A WESTWIND

PAGE 1

AIRCRAFT REG.: N368MD

94045	WORK DUE AT	* = APU HRS			RECORD TIME WORK ACCOMPLISHED FOR EACH TASK. KEEP TOP COPY FOR YOUR RECORDS. RETURN CARBON COPY TO CSI FOR UPDATING.
97-001	DATE	HOURS	LANDINGS	CYCLES	
29 29			NEXT 100		

** NEW REQUIREMENT ** ADDED TO REPORT ON 09/10/93

WORK ACCOMPLISHED: DATE: MONTH 3 DAY 7 YEAR 94 AIRCRAFT HOURS: 5411 LANDINGS: 4070

TECHNICIAN SIGNATURE: [Signature] KIND OF CERTIFICATE & NO: 580767740

INSPECTED BY: [Signature] KIND OF CERTIFICATE & NO: A+P

THE FOLLOWING WORK IS DUE AT THE TIME(S) NOTED ABOVE:

TECHNICIAN	INSPECTOR	MAN-HOURS HRS. THS
------------	-----------	-----------------------

972A08 GARRETT ALERT SERVICE BULLETIN TFE731-A72-3504 RIGHT ENGINE.....

EFFECTIVITY: FAN ROTOR ASSEMBLY CONTAINING DISC AND HUB, PART NO. 3072162-1 THRU -4, 3073436-1 THRU -4, 3073539-2 OR 3074529-2 AND SERIAL NUMBERS IN TABLES 1, 2 AND 3.

- COMPLIANCE:
- (1) FAN DISC SERIAL NUMBER LISTED IN TABLE 1 MUST BE REPLACED PRIOR TO NEXT FLIGHT. CONTACT GARRETT CUSTOMER SERVICE ENGINEERING, PHOENIX, AZ FOR DISPOSITION INSTRUCTIONS.
 - (2) FAN DISC SERIAL NUMBERS LISTED IN TABLE 2 MUST BE EDDY CURRENT INSPECTED USING EDDY CURRENT INSPECTION PROCESS 11-0089C WITHIN 50 ENGINE OPERATING CYCLES UPON RECEIPT OF SERVICE BULLETIN.
 - (3) FAN DISC SERIAL NUMBERS LISTED IN TABLE 3 MUST BE EDDY CURRENT INSPECTED USING EDDY CURRENT INSPECTION PROCESS 11-0089C UPON RECEIPT OF SERVICE BULLETIN AS FOLLOWS:

*FAN DISC CYCLES SINCE NEW (CSN)	INSPECTION REQUIRED
*LESS THAN 5000	WITHIN THE NEXT 100 CYCLES IN SERVICE (CIS) OR PRIOR TO 5050 CSN, WHICHEVER OCCURS FIRST.
*5000 OR MORE	WITHIN THE NEXT 50 CIS.

PLEASE CHECK ONE:

ALERT SERVICE BULLETIN ACCOMPLISHED (C/W)

ALERT SERVICE BULLETIN NOT APPLICABLE (N/A)

REFER TO GARRETT SERVICE BULLETIN FOR PROCEDURE.

OPERATOR: ED-WES, INC.

WORK COMPLIANCE FORM NO.

972A87

AIRCRAFT NO.: 368

MODEL: 1124A WESTWIND

AIRCRAFT REG.: N368MD

PAGE 1

94045	WORK DUE AT	* = APU HRS			RECORD TIME WORK ACCOMPLISHED FOR EACH TASK. KEEP TOP COPY FOR YOUR RECORDS. RETURN CARBON COPY TO CSI FOR UPDATING.
97-001	DATE	HOURS	LANDINGS	CYCLES	
29 29	NEXT	100			

** NEW REQUIREMENT ** ADDED TO REPORT ON 01/06/94

WORK ACCOMPLISHED: DATE: MONTH 3 DAY 7 YEAR 94 AIRCRAFT HOURS: 5411 LANDINGS: 4070

TECHNICIAN SIGNATURE: [Signature] KIND OF CERTIFICATE & NO: 560767740

INSPECTED BY: [Signature] KIND OF CERTIFICATE & NO: AA

***** THE FOLLOWING WORK IS DUE AT THE TIME(S) NOTED ABOVE: *****

972A87	GARRETT SERVICE BULLETIN TFE731-A72-3544 L/H ENGINE.....	TECHNICIAN <u>[Signature]</u>	INSPECTOR <u>[Signature]</u>	MAN-HOURS HRS. THS
--------	----------------------------------------------------------	-------------------------------	------------------------------	-----------------------

EFFECTIVITY: FIRST AND SECOND STAGE LP TURBINE DISCS HAVING SPECIFIC SERIAL NUMBER LISTED IN TABLE 1 OF SERVICE BULLETIN.

COMPLIANCE: ALLIED SIGNAL RECOMMENDS THE REMOVAL OF FIRST AND SECOND STAGE LP TURBINE DISCS LISTED IN TABLE 1 WITHIN 100 ENGINE OPERATING HOURS AFTER RECEIPT OF SERVICE BULLETIN OR NEXT ACCESS TO AFFECTED PART, WHICHEVER OCCURS FIRST.

PLEASE CHECK ONE:

- ALERT SERVICE BULLETIN ACCOMPLISHED (C/W)
(REFER TO FORM 71.010 TO UPDATE REMOVAL/INSTALLATION)
- SERVICE BULLETIN NOT APPLICABLE (N/A)

REFER TO GARRETT SERVICE BULLETIN FOR PROCEDURE.

OPERATOR: ED-WES, INC.

WORK COMPLIANCE FORM NO.

972AB8

AIRCRAFT NO.: 368

MODEL: 1124A WESTWIND

AIRCRAFT REG.: N368MD

PAGE 1

94045	WORK DUE AT	* = APU HRS			RECORD TIME WORK ACCOMPLISHED FOR EACH TASK. KEEP TOP COPY FOR YOUR RECORDS. RETURN CARBON COPY TO CSI FOR UPDATING.
97-001	DATE	HOURS	LANDINGS	CYCLES	
29 29		NEXT 100			

** NEW REQUIREMENT ** ADDED TO REPORT ON 01/06/94

WORK ACCOMPLISHED: DATE: MONTH 3 DAY 7 YEAR 94 AIRCRAFT HOURS: 5411 LANDINGS: 4070

TECHNICIAN SIGNATURE: [Signature] KIND OF CERTIFICATE & NO: 560767740

INSPECTED BY: [Signature] KIND OF CERTIFICATE & NO: AFP

THE FOLLOWING WORK IS DUE AT THE TIME(S) NOTED ABOVE:

TECHNICIAN	INSPECTOR	MAN-HOURS HRS. THS
------------	-----------	-----------------------

972AB8 GARRETT SERVICE BULLETIN TFE731-A72-3544 R/H ENGINE.....

EFFECTIVITY: FIRST AND SECOND STAGE LP TURBINE DISCS HAVING SPECIFIC SERIAL NUMBER LISTED IN TABLE 1 OF SERVICE BULLETIN.

COMPLIANCE: ALLIED SIGNAL RECOMMENDS THE REMOVAL OF FIRST AND SECOND STAGE LP TURBINE DISCS LISTED IN TABLE 1 WITHIN 100 ENGINE OPERATING HOURS AFTER RECEIPT OF SERVICE BULLETIN OR NEXT ACCESS TO AFFECTED PART, WHICHEVER OCCURS FIRST.

PLEASE CHECK ONE:

- ALERT SERVICE BULLETIN ACCOMPLISHED (C/W)
(REFER TO FORM 71.011 TO UPDATE REMOVAL/INSTALLATION)
- SERVICE BULLETIN NOT APPLICABLE (N/A)

REFER TO GARRETT SERVICE BULLETIN FOR PROCEDURE.

OPERATOR: ED-WES, INC.

WORK COMPLIANCE FORM NO.

973242

AIRCRAFT NO.: 368

MODEL: 1124A WESTWIND

AIRCRAFT REG.: N368MD

PAGE 1

94045	WORK DUE AT	* = APU HRS			RECORD TIME WORK ACCOMPLISHED FOR EACH TASK. KEEP TOP COPY FOR YOUR RECORDS. RETURN CARBON COPY TO CSI FOR UPDATING.
97-001	DATE	HOURS	LANDINGS	CYCLES	
29 29	NEXT	50			

** NEW REQUIREMENT ** ADDED TO REPORT ON 02/02/94

WORK ACCOMPLISHED: DATE: MONTH 3 DAY 7 YEAR 94 AIRCRAFT HOURS: 5411 LANDINGS: 4070

TECHNICIAN SIGNATURE: [Signature] KIND OF CERTIFICATE & NO: 580767740

INSPECTED BY: [Signature] KIND OF CERTIFICATE & NO: AP

THE FOLLOWING WORK IS DUE AT THE TIME(S) NOTED ABOVE:

973242 ENGINE FUEL AND CONTROL - DISTRIBUTION - REPLACE SECONDARY FLEXIBLE HOSE ASSEMBLY (AS REQUIRED) ON SPECIFIC IDENTIFIED FUEL MANIFOLD ASSEMBLIES TFE731-73-3121...RIGHT ENGINE.....

TECHNICIAN INSPECTOR MAN-HOURS
HRS.THS

[Signature] [Signature]

COMPLIANCE

NOTE: THE PROCEDURES OUTLINED IN THIS SERVICE BULLETIN MAY BE ACCOMPLISHED AT LINE SERVICE CENTER LEVEL OR GREATER.

RECOMMENDED. ALLIEDSIGNAL RECOMMENDS THAT THIS SERVICE BULLETIN BE COMPLETED WITHIN 50 ENGINE OPERATING HOURS AFTER RECEIPT OF SERVICE BULLETIN ON AFFECTED ENGINES.

COMPLIANCE REQUIRES INSPECTION OF SPECIFIC FUEL MANIFOLD ASSEMBLIES, COMPLETION OF DATA SHEET (TABLE 3), REPLACEMENT OF ANY SUSPECT FLEXIBLE HOSE ASSEMBLY, PART NO.3070387-1, AND RETURN OF DATA SHEET AND SUSPECT HOSE ASSEMBLY TO ALLIEDSIGNAL.

C/W _____ N/A [Signature]

REFER TO GARRETT SERVICE BULLETIN FOR PROCEDURE.

OPERATOR: ED-WES, INC.

WORK COMPLIANCE FORM NO.

973241

AIRCRAFT NO.: 368

MODEL: 1124A WESTWIND

PAGE 1

AIRCRAFT REG.: N368MD

94045
97-001
29 29

WORK DUE AT		* = APU HRS.	
DATE	HOURS	LANDINGS	CYCLES
	NEXT 50		

RECORD TIME WORK ACCOMPLISHED FOR EACH TASK. KEEP TOP COPY FOR YOUR RECORDS. RETURN CARBON COPY TO CSI FOR UPDATING

** NEW REQUIREMENT ** ADDED TO REPORT ON 02/02/94

WORK ACCOMPLISHED: DATE: MONTH 3 DAY 7 YEAR 94 AIRCRAFT HOURS: 5411 LANDINGS: 4070

TECHNICIAN SIGNATURE: [Signature] KIND OF CERTIFICATE & NO: 580767740
INSPECTED BY: [Signature] KIND OF CERTIFICATE & NO: ATP

THE FOLLOWING WORK IS DUE AT THE TIME(S) NOTED ABOVE:

	TECHNICIAN	INSPECTOR	MAN-HOURS HRS. THS
973241 ENGINE FUEL AND CONTROL - DISTRIBUTION - REPLACE SECONDARY FLEXIBLE HOSE ASSEMBLY (AS REQUIRED) ON SPECIFIC IDENTIFIED FUEL MANIFOLD ASSEMBLIES TFE731-73-3121...LEFT ENGINE.....	<u>[Signature]</u>	<u>[Signature]</u>	

COMPLIANCE

NOTE: THE PROCEDURES OUTLINED IN THIS SERVICE BULLETIN MAY BE ACCOMPLISHED AT LINE SERVICE CENTER LEVEL OR GREATER.

RECOMMENDED. ALLIEDSIGNAL RECOMMENDS THAT THIS SERVICE BULLETIN BE COMPLETED WITHIN 50 ENGINE OPERATING HOURS AFTER RECEIPT OF SERVICE BULLETIN ON AFFECTED ENGINES.

COMPLIANCE REQUIRES INSPECTION OF SPECIFIC FUEL MANIFOLD ASSEMBLIES, COMPLETION OF DATA SHEET (TABLE 3), REPLACEMENT OF ANY SUSPECT FLEXIBLE HOSE ASSEMBLY, PART NO.3070387-1, AND RETURN OF DATA SHEET AND SUSPECT HOSE ASSEMBLY TO ALLIEDSIGNAL.

C/W _____ N/A [Signature]

REFER TO GARRETT SERVICE BULLETIN FOR PROCEDURE.

OPERATOR: ED-WES, INC.

WORK COMPLIANCE FORM NO.

991350

AIRCRAFT NO.: 368

MODEL: 1124A WESTWIND

PAGE 1

AIRCRAFT REG.: N368MD

94045 99-001 29 29	WORK DUE AT	* = APU HRS			RECORD TIME WORK ACCOMPLISHED FOR EACH TASK. KEEP TOP COPY FOR YOUR RECORDS. RETURN CARBON COPY TO CSI FOR UPDATING.
	DATE	HOURS	LANDINGS	CYCLES	
			NEXT 50		

WORK ACCOMPLISHED: DATE: MONTH 3 DAY 2 YEAR 94 AIRCRAFT HOURS: 5411 LANDINGS: 4070

TECHNICIAN SIGNATURE: [Signature] KIND OF CERTIFICATE & NO: 560767740

INSPECTED BY: [Signature] KIND OF CERTIFICATE & NO: A+P

***** THE FOLLOWING WORK IS DUE AT THE TIME(S) NOTED ABOVE: *****

	TECHNICIAN	INSPECTOR	MAN-HOURS HRS. THS
991350 AD 93-25-16 FAN DISC FAILURE LEFT ENGINE..... AIRWORTHINESS DIRECTIVE 93-25-16 AMENDMENT 39-8780 THIS AD 93-25-16 SUPERSEDES AD 92-26-09	[Signature]	[Signature]	

EFFECTIVE DATE: JANUARY 18, 1994

PLEASE CHECK ONE:

- AIRWORTHINESS DIRECTIVE ACCOMPLISHED (C/W)
- AIRWORTHINESS DIRECTIVE NOT APPLICABLE (N/A)
- AIRWORTHINESS DIRECTIVE DEFERRED UNTIL _____ (DUE TIME)

METHOD OF COMPLIANCE _____

REFER TO APPLICABLE AIRWORTHINESS DIRECTIVE FOR PROCEDURE.

OPERATOR: ED-WEB, INC.

WORK COMPLIANCE FORM NO. 991370

AIRCRAFT NO.: 368

MODEL: 1124A WEBTWIN

PAGE 1

AIRCRAFT REG.: N368ND

2929368

WORK DUE AT

* = APU HRS

RECORD TIME WORK ACCOMPLISHED FOR EACH TASK. KEEP ORIGINAL FOR YOUR RECORDS. RETURN COPY TO CSI FOR UPDATING.

99-001

DATE

HOURS

LANDINGS

CYCLES

** NEW REQUIREMENT ** ADDED TO REPORT ON 06/07/94

94161

NEXT

1

WORK ACCOMPLISHED: DATE: MONTH 7 DAY 27 YEAR 94 AIRCRAFT HOURS: 5472 LANDINGS: 4150

TECHNICIAN SIGNATURE: [Signature] KIND OF CERTIFICATE & NO: 560767740

INSPECTED BY: [Signature] KIND OF CERTIFICATE & NO: AA

***** THE FOLLOWING WORK IS DUE AT THE TIME(S) NOTED ABOVE: *****

991370 REVISE THE LIMITATIONS SECTION OF THE AIRPLANE FLIGHT MANUAL..... [Signature] [Signature] MAN-HOURS HRS. THS

EFFECTIVE: JUNE 6, 1994 (PRIOR TO FURTHER FLIGHT)

EFFECTIVITY: ALLIEDSIGNAL, INC. MODEL TFE731-2A, -3, -3A, -3R, -3AR, -3B AND -3BR TURBOFAN ENGINES THAT HAVE FIRST STAGE LOW PRESSURE (LP) TURBINE NOZZLES, PART NUMBER (P/N) 3072842-1 OR P/N'S 3072319-1 THROUGH -8, INSTALLED.

PLEASE CHECK ONE:

- AIRWORTHINESS DIRECTIVE (PARAGRAPH A) ACCOMPLISHED (C/W)
- AIRWORTHINESS DIRECTIVE NOT APPLICABLE (N/A)

METHOD OF COMPLIANCE A5 SEAL HAS BEEN REPLACED

NOTE: BY SIGNING OFF THIS FORM YOU ARE ONLY ACKNOWLEDGING REVISION OF THE AIRPLANE FLIGHT MANUAL.

REFER TO APPLICABLE AIRWORTHINESS DIRECTIVE FOR PROCEDURE.

OPERATOR: ED-MES, INC.

WORK COMPLIANCE FORM NO.

991371

AIRCRAFT NO.: 368

MODEL: 1124A WESTWIND

PAGE 1

AIRCRAFT REG.: N368RD

2929368

WORK DUE AT

* = APU HRS

RECORD TIME WORK ACCOMPLISHED FOR EACH TASK. KEEP ORIGINAL FOR YOUR RECORDS. RETURN COPY TO CSI FOR UPDATING.

99-001

DATE

HOURS

LANDINGS

CYCLES

** NEW REQUIREMENT ** ADDED TO REPORT ON 06/07/94

94161

NEXT 150

WORK ACCOMPLISHED: DATE: MONTH 7 DAY 29 YEAR 94

AIRCRAFT HOURS: 5472 LANDINGS: 4150

TECHNICIAN SIGNATURE:

KIND OF CERTIFICATE & NO: 580767740

INSPECTED BY:

KIND OF CERTIFICATE & NO: AP

THE FOLLOWING WORK IS DUE AT THE TIME(S) NOTED ABOVE:

TECHNICIAN INSPECTOR MAN-HOURS HRS. THIS

991371 REPLACE LH ENGINE FIRST STAGE LP TURBINE NOZZLE AS SEAL...
972A03 GARRETT SERVICE BULLETIN TFE 731-72-3502
AIRWORTHINESS DIRECTIVE 94-07-03 (PARAGRAPH D) AMENDMENT 39-8861
REVISION NUMBER: ORIGINAL DATED: JUNE 6, 1994

EFFECTIVE DATE: JUNE 6, 1994

SUBJECT: TO PREVENT UNCONTAINED FAILURE OF THE FIRST STAGE LP TURBINE DISK.

EFFECTIVITY: ALLIED-SIGNAL AEROSPACE COMPANY, GARRETT ENGINE DIVISION, TFE731-2A, -3, -3A, -3R, -3AR, -3B AND -3BR TURBOFAN ENGINES THAT HAVE FIRST STAGE LOW PRESSURE (LP) TURBINE NOZZLES, PART NUMBER (P/N) 3072842-1 OR P/N'S 3072319-1 THROUGH -8 INSTALLED.

COMPLIANCE: ENGINE TBN AS OF JUNE 6, 1994:
-300 HOURS OR MORE: REPLACE AS SEAL WITHIN 150 HOURS TIME IN SERVICE.
-LESS THAN 500 HOURS: REPLACE AS SEAL PRIOR TO ACCUMULATING 650 ENGINE HOURS.

PLEASE CHECK ONE:

- AIRWORTHINESS DIRECTIVE ACCOMPLISHED (C/N)
AIRWORTHINESS DIRECTIVE NOT APPLICABLE (N/A)
AIRWORTHINESS DIRECTIVE DEFERRED UNTIL (DUE TIME)

PLEASE RECORD ENGINE S/N:

METHOD OF COMPLIANCE AS SEAL HAS BEEN REPLACED

REFER TO APPLICABLE AIRWORTHINESS DIRECTIVE FOR PROCEDURE.

OPERATOR: ED-WEB, INC.

WORK COMPLIANCE FORM NO. 991372

AIRCRAFT NO.: 368

MODEL: 1124A WESTWIND

PAGE 1

AIRCRAFT REG.: N368ND

2929368

WORK DUE AT

* = APU HRS

RECORD TIME WORK ACCOMPLISHED FOR EACH TASK. KEEP ORIGINAL FOR YOUR RECORDS. RETURN COPY TO CSI FOR UPDATING.

99-001

DATE

HOURS

LANDINGS

CYCLES

94161

NEXT 150

** NEW REQUIREMENT ** ADDED TO REPORT ON 06/07/94

WORK ACCOMPLISHED: DATE: MONTH 7 DAY 27 YEAR 94 AIRCRAFT HOURS: 5472 LANDINGS: 4150

TECHNICIAN SIGNATURE: [Signature] KIND OF CERTIFICATE & NO: 560767240

INSPECTED BY: [Signature] KIND OF CERTIFICATE & NO: ATP

***** THE FOLLOWING WORK IS DUE AT THE TIME(S) NOTED ABOVE: *****

991372 REPLACE RH ENGINE FIRST STAGE LP TURBINE NOZZLE AS SEAL.....
972A04 GARRETT SERVICE BULLETIN TFE 731-72-3502
AIRWORTHINESS DIRECTIVE 94-07-03 (PARAGRAPH D) AMENDMENT 39-8861
REVISION NUMBER: ORIGINAL DATED: JUNE 6, 1994

TECHNICIAN [Signature] INSPECTOR [Signature] MAN-HOURS HRS. THIS

EFFECTIVE DATE: JUNE 6, 1994

SUBJECT: TO PREVENT UNCONTAINED FAILURE OF THE FIRST STAGE LP TURBINE DISK.

EFFECTIVITY: ALLIED-SIGNAL AEROSPACE COMPANY, GARRETT ENGINE DIVISION, TFE731-2A, -3, -3A, -3R, -3AR, -3B AND -3BR TURBOFAN ENGINES THAT HAVE FIRST STAGE LOW PRESSURE (LP) TURBINE NOZZLES, PART NUMBER (P/N) 3072842-1 OR P/N'S 3072319-1 THROUGH -8 INSTALLED.

COMPLIANCE: ENGINE TSN AS OF JUNE 6, 1994:
-500 HOURS OR MORE: REPLACE AS SEAL WITHIN 150 HOURS TIME IN SERVICE.
-LESS THAN 500 HOURS: REPLACE AS SEAL PRIOR TO ACCUMULATING 650 ENGINE HOURS.

PLEASE CHECK ONE:

- AIRWORTHINESS DIRECTIVE ACCOMPLISHED (C/W)
[A] AIRWORTHINESS DIRECTIVE NOT APPLICABLE (N/A)
AIRWORTHINESS DIRECTIVE DEFERRED UNTIL (DUE TIME)

PLEASE RECORD ENGINE S/N:

METHOD OF COMPLIANCE AS SEAL HAS BEEN REPLACED

REFER TO APPLICABLE AIRWORTHINESS DIRECTIVE FOR PROCEDURE.

5526 HR
4218 LD

SERVICEABLE PART TAG

ITEM DESCRIPTION *Uplock Cylinder*

P/N *713005-501* SN *0567*

REMARKS *O/H'0 & tested*

MFR. *Allen A/c*

W/O *33474* TSO *Ø*

DATE *10-13-92* MECH *K.H.* INSP *jc*

JET SERVICE ENTERPRISES, INC.

P.O. BOX 1759
5700 N. Rockwell
Bethany, OK 73008
Telephone (405) 787-1545

FAA Repair Station #AR2R700K

MAINTENANCE RELEASE

The Aircraft appliance identified on reverse side was repaired and inspected in accordance with current regulations of the Federal Aviation Administration and is approved for return to service.

Pertinent details of the repair are on file at this agency

under work order No. 33474

Date 10-13-92

Signed: *J. C. Oxford*

FAA Repair Station #AR2R700K

Signature of Authorized Individual

JET SERVICE ENTERPRISES, INC.

P.O. BOX 1759 • 5700 N. ROCKWELL
BETHANY, OKLAHOMA 73008
(405) 787-1545

No 33474

NAME <i>Atlantic Aviation</i>		ORDER WRITTEN BY <i>Kyle</i>	DATE RECEIVED <i>10-12-92</i>	
CUST. ORD. NO./P.O. 8507 <i>80696</i>	DATE REQUIRED <i>10-30-92</i>	DATE DELIVERED <i>10-13-92</i>	TOTAL LABOR <i>2.0 hrs.</i>	
PART NAME <i>Uplock Cyl.</i>	MANUFACTURER	PART NUMBER <i>713005-501</i>	S/N <i>0567</i>	
ACCESSORY REPAIR ORDER INSTRUCTIONS: <i>o/h as necessary</i>				
		TECH.	INSP.	
ITEM	DISCREPANCY:			
<i>1</i>	<i>O-Rings + backups bad</i>	<i>K.H.</i>	<i>Jc</i>	
CORRECTIVE ACTION:				
<i>1</i>	<i>Replaced all O-Rings + backups</i>	<i>K.H.</i>	<i>Jc</i>	
<i>2</i>	<i>o/h + tested</i>	<i>K.H.</i>	<i>Jc</i>	
THE AIRCRAFT COMPONENT IDENTIFIED ABOVE WAS REPAIRED AND INSPECTED IN ACCORDANCE WITH F.A.R. AND WAS FOUND AIRWORTHY FOR RETURN TO SERVICE. PERTINENT DETAILS OF THE REPAIR ARE ON FILE AT THIS AGENCY. Repair Station Certificate No. AR2R700K SIGNED: <i>J.C. Offord</i> DATE: <i>10-13-92</i>		INSPECTIONS		
		Preliminary Inspection	<i>K.H.</i>	<i>Jc</i>
		Hidden Damage Inspection	<i>K.H.</i>	<i>Jc</i>
		In-Process Inspection	<i>K.H.</i>	<i>Jc</i>
		Final Inspection	<i>K.H.</i>	<i>Jc</i>
I hereby authorize the above repair work to be done along with the necessary material and hereby grant you and/or your employees permission to operate the aircraft component herein described for the purpose of testing and/or inspection. An express mechanic's lien is hereby acknowledged on the above aircraft component to secure the amount of repairs thereto.				
SIGNED X _____				

OPERATOR: ED-WEST, INC.

WORK COMPLIANCE FORM NO. 32.070

AIRCRAFT NO.: 368

MODEL: 1124A WESTWIND

AIRCRAFT REG.: N368MD

ISSUED 07-88 REV.

PAGE 1

88349	WORK DUE AT	* = APU HRS.			RECORD TIME WORK ACCOMPLISHED FOR EACH TASK. KEEP TOP COPY FOR YOUR RECORDS. RETURN CARBON COPY TO CSI FOR UPDATING.
32-008	DATE	HOURS	LANDINGS	CYCLES	
29 29					

UNSCHEDULED

WORK ACCOMPLISHED: DATE: MONTH 12 DAY 8 YEAR 94 AIRCRAFT HOURS: 5526 LANDINGS: 4218

TECHNICIAN SIGNATURE: [Signature] CERTIFICATE NUMBER: 560767740

INSPECTED BY: [Signature] KIND OF CERTIFICATE: A+P

320126 PART NAME: NOSE GEAR UPLOCK CYLINDER ASSEMBLY MM 32-30-00

REASON REMOVED: (CHECK ONE) TECHNICIAN: [Signature] INSP: [Signature]

TIME A () FAIL B (X) WORN C () LOANER D () SCHED CONV E () MOD G () SERVICE K () ENG CHG L () TIRE CHG M () DAMAGED T ()

PART REMOVED: PART NUMBER 4713005-501 SERIAL NUMBER: 0506

PART INSTALLED: PART NUMBER 713005-501 SERIAL NUMBER: 0567

TIME SINCE NEW: HRS _____ LDGS _____ MOS _____ TIME SINCE OVERHAUL: HRS 0 LDGS _____ MOS _____

WARRANTY TIME REMAINING: HRS _____ LDGS _____ MOS 6 MAN-HOURS: HRS _____ TENTHS _____ PRICE: \$ 750.00

320126

NOTE: THE FOLLOWING ADDITIONAL WCF(S) ARE REQUIRED TO PERFORM THIS TASK 32.T01, 32.090A, 32.430.

NOSE GEAR UPLOCK CYLINDER ASSEMBLY - REMOVAL AND INSTALLATION

CONSUMABLES: LOCKWIRE

A REMOVAL

1. JACK AIRCRAFT. REFER TO WORK COMPLIANCE FORM 32.T01.
2. PARTIALLY RETRACT NOSE GEAR AND REMOVE NUTS, WASHERS AND BOLTS SECURING NOSE LANDING GEAR AFT DOORS TO VERTICAL RODS AND OPEN DOORS.
3. RELEASE MAIN HYDRAULIC PRESSURE.
4. REMOVE LOCKWIRE AND NUT SECURING UPLOCK MICROSWITCH TO UPLOCK CYLINDER.
5. TAG, DISCONNECT AND CAP HYDRAULIC LINES AT UPLOCK CYLINDER.
6. REMOVE NUTS, WASHERS AND BOLT SECURING UPLOCK CYLINDER TO MOUNTING BRACKET AND REMOVE CYLINDER.
7. RECORD PART NUMBER, SERIAL NUMBER AND REASON REMOVED IN SPACE PROVIDED ON PAGE 1.

B INSTALLATION

1. OK TO INSTALL. RECORD PART NUMBER, SERIAL NUMBER AND UNIT TIME IN SPACE PROVIDED ON PAGE 1.
2. INSTALL UPLOCK CYLINDER ASSEMBLY TO MOUNTING BRACKET AND SECURE WITH BOLTS, WASHERS AND NUTS.
3. REMOVE CAPS AND CONNECT HYDRAULIC LINES AT UPLOCK CYLINDER PORTS.
4. INSTALL UPLOCK MICROSWITCH. ADJUST MICROSWITCH. REFER TO WORK COMPLIANCE FORM 32.090A.
5. LOCKWIRE SECURING NUTS.
6. PERFORM LANDING GEAR OPERATIONAL CHECK. REFER TO WORK COMPLIANCE FORM 32.430.

CAUTION: BEFORE REMOVING AIRCRAFT FROM JACKS MAKE SURE THAT THE LANDING GEAR CONTROL LEVER IS IN DOWN POSITION, AND LEFT, NOSE, AND RIGHT GREEN INDICATING LIGHTS COME ON.

7. REMOVE AIRCRAFT FROM JACKS. REFER TO WORK COMPLIANCE FORM 32.T01.

Sabreliner.

CORPORATION



— SERVICEABLE —

PART NAME: SWITCH

MFG/SUPPLIER HYDRA-ELECTRIC

PART NUMBER

12299

JUN 12 1992

SPEC

SERIAL NO. **1246**



P.O. # 2325595-001-001

DATE 5-18-92 QTY **1**

CAT. NO. AE230707 BIN LOC

WORK ACCOMPLISHED

NEW

SEE REVERSE SIDE

SA-QA-739-11 (2/92)

FAA CERTIFICATED
REPAIR STATION

JV2R940K
Perryville

VR2R250
Chesterfield

— MAINTENANCE RELEASE —

THIS AIRCRAFT PART WAS REPAIRED
AND INSPECTED IN ACCORDANCE WITH
CURRENT REGULATIONS OF THE
FEDERAL AVIATION ADMINISTRATION
AND IS APPROVED FOR RETURN TO
SERVICE. PERTINENT DETAILS OF THE
REPAIR ARE ON FILE AT THE REPAIR
STATION UNDER,

REPAIR ORDER NO. _____

SIGNATURE _____

DATE _____

Hydra-Electric

LABORATORY DATA SHEET

Page No.

Cust. SABRELINER CORPORATION	Mfr's Part No. 12299	Date 5/8/92
Customer Spec.	Cust. Part No.	Cont. From
Engr. (HE 38)	Type Test QUALITY CONFORMANCE	Cont. On
Tech.	Oper. Press - Incr. BY 20 PSIG	Oper. Press - Decr. BY 15 PSIG

TEST PARA.	DESCRIPTION OF TEST	SER. NO. 1245		SER. NO. 1246		SER. NO. 1247		SER. NO. 1248	
		INCR.	DECR.	INCR.	DECR.	INCR.	DECR.	INCR.	DECR.
2.0	PROOF PRESSURE AND LEAKAGE 330 PSIG FOR 60 SECONDS	ACC		ACC		ACC		ACC	
3.0	OPERATIONAL TEST ACTUATION BY 20 PSIG DEACTUATION BY 15 PSIG	19.1	16.7	19.4	16.4	18.9	15.9	19.3	16.5
		19.0	16.7	19.3	16.4	18.9	15.9	19.3	16.4
4.0	DIELECTRIC 1000 V.A.C. @ 60 Hz FOR 30 SECONDS	ACC		ACC		ACC		ACC	
5.0	INSULATION RESISTANCE 500 V.D.C. FOR 60 SECONDS M . 100 MEGOHMS	ACC		ACC		ACC		ACC	
6.0	CYCLE TEST (IN-PROCESS) 500 CYCLES	ACC		ACC		ACC		ACC	

OPERATOR: ED-WES, INC.

WORK COMPLIANCE FORM NO. 30.090

AIRCRAFT NO.: 368

MODEL: 1124A WESTWIND

AIRCRAFT REG.: N368MD

ISSUED 07-88 REV.

PAGE 1

89068	WORK DUE AT	* = APU HRS.			RECORD TIME WORK ACCOMPLISHED FOR EACH TASK. KEEP TOP COPY FOR YOUR RECORDS. RETURN CARBON COPY TO CSI FOR UPDATING.
30-010	DATE	HOURS	LANDINGS	CYCLES	
29 29					

WORK ACCOMPLISHED: DATE: MONTH 12 DAY 29 YEAR 92 AIRCRAFT HOURS: 5203 LANDINGS: 4938

TECHNICIAN SIGNATURE: [Signature] CERTIFICATE NUMBER: 560767740

INSPECTED BY: [Signature] KIND OF CERTIFICATE: ATP

 300141 PART NAME: LEFT PRESSURE INDICATOR SWITCH MM 30-20-00
 REASON REMOVED: (CHECK ONE) TECHNICIAN: _____ INSP: _____
 TIME A () FAIL B () WORN C () LOANER D () SCHED CONV E () MOD G () SERVICE K () ENG CHG L () TIRE CHG M () DAMAGED T ()

PART REMOVED: PART NUMBER _____ SERIAL NUMBER: _____

PART INSTALLED: PART NUMBER _____ SERIAL NUMBER: _____

TIME SINCE NEW: HRS _____ LDGS _____ MOS _____ TIME SINCE OVERHAUL: HRS _____ LDGS _____ MOS _____

WARRANTY TIME REMAINING: HRS _____ LDGS _____ MOS _____ MAN-HOURS: HRS _____ TENTHS _____ PRICE: \$ _____

 300144 PART NAME: RIGHT PRESSURE INDICATOR SWITCH MM 30-20-00
 REASON REMOVED: (CHECK ONE) TECHNICIAN: [Signature] INSP: [Signature]
 TIME A () FAIL B () WORN C () LOANER D () SCHED CONV E () MOD G () SERVICE K () ENG CHG L () TIRE CHG M () DAMAGED T ()

PART REMOVED: PART NUMBER 12299 SERIAL NUMBER: 1054

PART INSTALLED: PART NUMBER 12299 SERIAL NUMBER: 1246

TIME SINCE NEW: HRS 0 LDGS _____ MOS _____ TIME SINCE OVERHAUL: HRS _____ LDGS _____ MOS _____

WARRANTY TIME REMAINING: HRS _____ LDGS _____ MOS 6 MAN-HOURS: HRS _____ TENTHS _____ PRICE: \$ 1100.00

300141, 300144

PRESSURE INDICATOR SWITCH - REMOVAL AND INSTALLATION (REFER TO ILLUSTRATION ON CARD 30-3)

A REMOVAL (REFER TO ILLUSTRATION)

1. REMOVE ENGINE COWLING (TOP AND BOTTOM).
2. REMOVE ELECTRICAL CONNECTION FROM SWITCH.
3. DISCONNECT UNION SECURING AIR LINE TO SWITCH.
4. REMOVE BOLT AND WASHER SECURING SWITCH TO NACELLE AND REMOVE SWITCH.
5. RECORD PART NUMBER, SERIAL NUMBER AND REASON REMOVED IN SPACE PROVIDED ON PAGE 1.

B INSTALLATION

1. OK TO INSTALL. RECORD PART NUMBER, SERIAL NUMBER AND UNIT TIME IN SPACE PROVIDED ON PAGE 1.
2. SECURE SWITCH TO NACELLE WITH BOLT AND WASHER.
3. CONNECT AIR LINE TO SWITCH.
4. CONNECT ELECTRICAL CONNECTION TO SWITCH AND SAFETYWIRE.
5. PERFORM NACELLE AND ENGINE ANTI-ICE SYSTEM OPERATIONAL TEST AS FOLLOWS:
 - A. CHECK THE LAMPS IN THE ENG/NACELLE ANTI-ICE PUSH BUTTON SWITCHES.
 - B. BEFORE ENGINE START, CHECK BY TOUCHING THE LEFT ENGINE FT2/TT2 SENSOR (LOCATED ON THE INNER SIDE OF THE NACELLE INLET) AND THE NACELLE INLET LEADING EDGE FOR NORMAL AMBIENT TEMPERATURE.
 - C. START THE LEFT ENGINE.
 - D. AT ENGINE IN IDLE PRESS THE LEFT ANTI-ICE PUSH BUTTON SWITCH ON. THE ON (AMBER) LIGHT COMES ON.

CAUTION: DO NOT OPERATE ANTI-ICE FOR MORE THAN 10 SECONDS PER ENGINE WHEN AMBIENT TEMPERATURE IS ABOVE 4.4 DEGREES C (40 DEGREES F).

E. AFTER A SHORT TIME THE ENG (GREEN) LIGHT COMES ON, NOTE ENGINE ITT RISE OF APPROXIMATELY 10 DEGREES C WITH ENGINE ANTI-ICE ON (PRE-SERVICE BULLETIN NO. TFE-731-72-3085).

SERVICEABLE PARTS TAG

KaiserAir, Inc.

CRS # COZR942C

Oakland International Airport □ Oakland, CA 94614 □ 415-569-9622

9/89

Part Number

9541874

Description

N. WHL ASSEMBLY

Work Order Number

2374-01

Serial Number/Quantity

MAR 81-1179 (1)

Time Since (N)ew/(O)verhaul

(0)

0/Hrs

0Cyc

Authorized Signature/Date

C. Lofthouse 10-31-90

() Repair

() Modify

(X) Overhaul

() Tested

() NDT Only

This component has been repaired or overhauled and inspected in accordance with the current manufacturer's procedures and the federal aviation regulations and was found air-worthy with respect to the work performed and is approved for return to service. Pertinent details of work accomplished are on file at this station.

KA-25 YELLOW

KAISERAIR, INC.
 HANGAR 7
 OAKLAND INTERNATIONAL AIRPORT
 OAKLAND, CA 94614

TEARDOWN/INSPECTION REPORT

KAISERAIR, INC.
 P.O. BOX 2626/AIRPORT STATION
 OAKLAND, CA 94614-2626







TELEPHONE: (415) 569-9622
 TELEX: 497-3439 KATS UT
 FAX: (415) 635-3173
 CRS # COZR942C

PART NUMBER <i>9541874</i>	SERIAL NUMBER <i>MAR 81-1179</i>	DESCRIPTION <i>N. WHC ASSEMBLY</i>	WORK ORDER NUMBER <i>2374</i>	ITEM NUMBER <i>01</i>
-------------------------------	-------------------------------------	---------------------------------------	----------------------------------	--------------------------

UNIT RECEIVED FOR: <input type="checkbox"/> MODIFICATION <input type="checkbox"/> REPAIR <input type="checkbox"/> INVESTIGATION <input type="checkbox"/> CERT. FOR REMAINDER OF LIFE <input type="checkbox"/> CUSTOMER OK TO MOD. <input type="checkbox"/> PRE-TEST <input type="checkbox"/> O/H & TESTED <input type="checkbox"/> CERT. TO ZERO HRS.	<input type="checkbox"/> TESTING ONLY <input checked="" type="checkbox"/> OVERHAUL <input type="checkbox"/> N. D. T. <input type="checkbox"/> WARRANTY <input type="checkbox"/> MODIFIED <input type="checkbox"/> REPAIR & TESTED <input type="checkbox"/> OTHER (Specify) _____	INITIAL INSPECTION: <input checked="" type="checkbox"/> NO EXTERNAL DEFECTS NOTED <input type="checkbox"/> UNIT LEAKING <input type="checkbox"/> INCOMPLETE/MISSING PARTS
-------------------------------------------------------------------------------------------------------------------------------------------------------------------------------------------------------------------------------------------------------------------------------------------------------------------------------------------------------------------	-------------------------------------------------------------------------------------------------------------------------------------------------------------------------------------------------------------------------------------------------------------------------------------------	------------------------------------------------------------------------------------------------------------------------------------------------------------------------------------

UNIT STATUS: <input checked="" type="checkbox"/> NO DEFECTS NOTED <input type="checkbox"/> REPLACED ALL NECESSARY PARTS <input type="checkbox"/> UNIT CONTAMINATED <input type="checkbox"/> NO PARTS REQUIRED <input type="checkbox"/> RESEALED UNIT <input type="checkbox"/> UNIT SETTING OUT OF ADJUSTMENT <input type="checkbox"/> CANNOT CONFIRM <input type="checkbox"/> ASSY WORK BEYOND LIMITS <input type="checkbox"/> OTHER (Specify) _____	MODIFICATIONS ACCOMPLISHED MOD NUMBER DESCRIPTION <i>NO MODS</i> _____ _____ _____
---------------------------------------------------------------------------------------------------------------------------------------------------------------------------------------------------------------------------------------------------------------------------------------------------------------------------------------------------------------------------------------------------------------------------------------------------------------	---------------------------------------------------------------------------------------------------------------

QTY	PART NUMBER	DESCRIPTION	QTY	PART NUMBER	DESCRIPTION	QTY	PART NUMBER	DESCRIPTION
	<i>NO PARTS USED.</i>							

WORK PROGRESSION DISASSEMBLED CLEANED INSPECTED/CHECKED REPAIRED ASSEMBLED FINAL TEST	TECH <i>11</i> <i>12</i> <i>13</i> <i>15</i> <i>13</i> <i>12</i>	INSP      	WORK ACCOMPLISHED <i>COMPLETE PH OF ABOVE WHC ASSEMBLY INCL WPT ALL TIE PULTS -</i> <i>WHC BENDS SET ALONG, ALL OTHER AREAS D.P.I. REPAIR</i> <i>TO CUSTOMER SPEC.</i>
----------------------------------------------------------------------------------------------------------------	------------------------------------------------------------------------------------	------------------------------------------------------------------------------------------------------------------------------------------------------------------------------------------------------------------------------------------------------------------------------------------------------------------------------------------------------------------------------------------------------------------------------------------------------------------------------------------------------------------------------------------------	----------------------------------------------------------------------------------------------------------------------------------------------------------------------------------------

The above unit has been assembled and tested and is ready for return to service.

The above unit has been inspected and tested and is ok for return to service.

Tech *11* Date *10-31-90*

Insp  Date *10-31-90*

Form KA46 Rev. 10/89

OPERATOR: EDWES, INC.

WORK COMPLIANCE FORM NO. 32.110

AIRCRAFT NO: 368

MODEL: 1124A WESTWIND

AIRCRAFT REG: N368MD

ISSUED 07-88 REV. 05-90

PAGE 1

90296	WORK DATE	HOURS	LANDINGS	CYCLES	RECORD TIME WORK ACCOMPLISHED FOR EACH TASK. KEEP TOP COPY FOR YOUR RECORDS. RETURN CARBON COPY TO CSI FOR UPDATING.
32-015					
29 29					UNSCHEDULED

WORK ACCOMPLISHED: DATE: MONTH 4 DAY 10 YEAR 92 AIRCRAFT HOURS: 5076 LANDINGS: 3706

TECHNICIAN SIGNATURE: [Signature] CERTIFICATE NUMBER: 560767740

INSPECTED BY: [Signature] KIND OF CERTIFICATE: ATP

320146 PART NAME: NOSE GEAR LEFT WHEEL MM 32-40-00

REASON REMOVED: (CHECK ONE) TECHNICIAN: [Signature] INSP: [Signature]

TIME A () FAIL B () WORN C LOANER D () SCHED CONV E () MOD G () SERVICE K () ENG CHG L () TIRE CHG M () DAMAGED T ()

PART REMOVED: PART NUMBER 9550016 SERIAL NUMBER: OCT 75-641

PART INSTALLED: PART NUMBER 9541874 SERIAL NUMBER: MAR 81-1179

TIME SINCE NEW: HRS LDGS MOS TIME SINCE OVERHAUL: HRS LDGS MOS

WARRANTY TIME REMAINING: HRS LDGS MOS MAN-HOURS: HRS TENTHS PRICE: \$

SIGNOFF ANY WORK ACCOMPLISHED BELOW.

320156 INSPECT/CLEAN/LUBE LEFT NOSE WHEEL/BEARINGS...MM 32-40-00.....

TECHNICIAN [Signature] INSPECTOR [Signature] MAN-HOURS HRS.THS

320161 PART NAME: NOSE GEAR LEFT TIRE MM 32-40-00

REASON REMOVED: (CHECK ONE) TECHNICIAN: [Signature] INSP: [Signature]

TIME A () FAIL B () WORN C LOANER D () SCHED CONV E () MOD G () SERVICE K () ENG CHG L () TIRE CHG M () DAMAGED T ()

PART REMOVED: PART NUMBER 164F 43-1 SERIAL NUMBER: 93361077

PART INSTALLED: PART NUMBER 164F 43-2 SERIAL NUMBER: 93381008

TIME SINCE NEW: HRS LDGS MOS TIME SINCE OVERHAUL: HRS LDGS MOS

WARRANTY TIME REMAINING: HRS LDGS MOS MAN-HOURS: HRS TENTHS PRICE: \$

320146, 320151

NOTE: THE FOLLOWING ADDITIONAL MCF(S) ARE REQUIRED TO PERFORM THIS TASK 32.T01.

ITEM 1 - NOSE GEAR WHEEL - REMOVAL AND INSTALLATION, INSPECT/CLEAN/LUBE (REFER TO ILLUSTRATION ON CARD 32-2) EQUIPMENT: TORQUE WRENCH 0 TO 250 INCH-POUNDS, GREASE MIL-G-81322

A REMOVAL (REFER TO ILLUSTRATION)

1. JACK AIRCRAFT. REFER TO WORK COMPLIANCE FORM 32.T01.

WARNING: DO NOT ATTEMPT TO DISASSEMBLE WHEEL UNTIL TIRE HAS BEEN COMPLETELY DEFLATED, OTHERWISE SERIOUS INJURY TO PERSONNEL OR DAMAGE TO EQUIPMENT CAN RESULT.

2. DRAW A CHALK LINE ACROSS BOTH TIRES, SO THAT TIRES AND WHEELS CAN BE REINSTALLED IN THEIR ORIGINAL POSITION.
3. REMOVE VALVE CAP AND APPLY A TIRE DEFLATOR TO RELEASE TIRE PRESSURE COMPLETELY.

WARNING: DO NOT ATTEMPT TO REMOVE THE VALVE CORE UNTIL THE TIRE HAS BEEN COMPLETELY DEFLATED. VALVE CORES WILL BE EJECTED AT HIGH VELOCITY IF UNSCREWED BEFORE AIR PRESSURE HAS BEEN RELEASED.

4. LOOSEN WHEEL DRIVE COMPRESSION BOLT, ON LEFT TORSION SHAFT DRIVE.
5. REMOVE THREE DRIVE RETAINING BOLTS SECURING TORSION SHAFT DRIVE TO OUTBOARD WHEEL HALF AND REMOVE TORSION SHAFT DRIVE.

SERVICEABLE PARTS TAG

KaiserAir, Inc.

CRS # COZR942C

Oakland International Airport □ Oakland, CA 94614 □ 415-569-9622

9/89

Part Number

9541874

Description

N. WHK Assy

Work Order Number

920153-301

Serial Number/Quantity

00175-64

1ea

Time Since (N)ew/(O)verhaul

(0)

Q/Hrs

Q/Cyc

Authorized Signature/Date

L. Koffman

5/21/92

() Repair

() Modify

(X) Overhaul

(X) Tested

(X) NDT

This component has been repaired or overhauled and inspected in accordance with the current manufacturer's procedures and the federal aviation regulations and was found air-worthy with respect to the work performed and is approved for return to service. Pertinent details of work accomplished are on file at this station.

164F 43-2

20561342

KA-25 YELLOW

KAISERAIR, INC.
 HANGAR 7
 OAKLAND INTERNATIONAL AIRPORT
 OAKLAND, CA 94614

TEARDOWN/INSPECTION REPORT

TELEPHONE: (415) 569-9622
 TELEX: 497-3439 KATS UT
 FAX: (415) 635-3173
 CRS # COZR942C

KAISERAIR, INC.
 P.O. BOX 2626/AIRPORT STATION
 OAKLAND, CA 94614-2626

PART NUMBER 9541874	SERIAL NUMBER OCT 75-641	DESCRIPTION N. WHC ASSY	WORK ORDER NUMBER 920153	ITEM NUMBER 201
-------------------------------	------------------------------------	-----------------------------------	------------------------------------	---------------------------

UNIT RECEIVED FOR: <input type="checkbox"/> MODIFICATION <input type="checkbox"/> REPAIR <input type="checkbox"/> INVESTIGATION <input type="checkbox"/> CERT. FOR REMAINDER OF LIFE <input type="checkbox"/> CUSTOMER OK TO MOD. <input type="checkbox"/> PRE-TEST <input type="checkbox"/> O/H & TESTED <input type="checkbox"/> CERT. TO ZERO HRS.	<input type="checkbox"/> TESTING ONLY <input checked="" type="checkbox"/> OVERHAUL <input checked="" type="checkbox"/> N. D. T. <input type="checkbox"/> WARRANTY <input type="checkbox"/> MODIFIED <input type="checkbox"/> REPAIR & TESTED <input type="checkbox"/> OTHER (Specify) _____	INITIAL INSPECTION: <input checked="" type="checkbox"/> NO EXTERNAL DEFECTS NOTED <input type="checkbox"/> UNIT LEAKING <input type="checkbox"/> INCOMPLETE/MISSING PARTS
-------------------------------------------------------------------------------------------------------------------------------------------------------------------------------------------------------------------------------------------------------------------------------------------------------------------------------------------------------------------	------------------------------------------------------------------------------------------------------------------------------------------------------------------------------------------------------------------------------------------------------------------------------------------------------	------------------------------------------------------------------------------------------------------------------------------------------------------------------------------------

UNIT STATUS: <input checked="" type="checkbox"/> NO DEFECTS NOTED <input checked="" type="checkbox"/> REPLACED ALL NECESSARY PARTS <input type="checkbox"/> NO PARTS REQUIRED <input checked="" type="checkbox"/> RESEALED UNIT <input type="checkbox"/> CANNOT CONFIRM <input type="checkbox"/> ASSY WORK BEYOND LIMITS	<input type="checkbox"/> UNIT CONTAMINATED <input type="checkbox"/> UNIT SETTING OUT OF ADJUSTMENT <input type="checkbox"/> OTHER (Specify) _____	MODIFICATIONS ACCOMPLISHED MOD NUMBER DESCRIPTION NO MODS INCORPORATED.
-----------------------------------------------------------------------------------------------------------------------------------------------------------------------------------------------------------------------------------------------------------------------------------------------------------------------------------	---------------------------------------------------------------------------------------------------------------------------------------------------------	--------------------------------------------------------------------------------------------------

QTY	PART NUMBER	DESCRIPTION	QTY	PART NUMBER	DESCRIPTION	QTY	PART NUMBER	DESCRIPTION
100	AN6230B35	PK6						

WORK PROGRESSION DISASSEMBLED <u>OP</u> <u>INSP</u> CLEANED <u>OP</u> <u>INSP</u> INSPECTED/CHECKED <u>OP</u> <u>INSP</u> REPAIRED <u>OP</u> <u>INSP</u> ASSEMBLED <u>OP</u> <u>INSP</u> FINAL TEST <u>OP</u> <u>INSP</u>	WORK ACCOMPLISHED <u>OVERHAULED ABOVE WHEEL ASSY. I.A.W. LATEST MFG. SPECS. N.D.T.</u> <u>WHEEL ASSY. INCLUDING BEAD SEAT AREAS AND TIE BOLTS.</u> <u>REPAINTED TO CUSTOMER COLOR AND FACTORY SPECS.</u>
----------------------------------------------------------------------------------------------------------------------------------------------------------------------------------------------------------------------------------------------------	--------------------------------------------------------------------------------------------------------------------------------------------------------------------------------------------------------------------------

The above unit has been assembled and tested and is ready for return to service.

Tech OP Date 5-21-92

The above unit has been inspected and tested and is ok for return to service.

Insp INS Date 5-21-92

OPERATOR: ED-WES, INC.

WORK COMPLIANCE FORM NO. 32.110

AIRCRAFT NO.: 368

MODEL: 1124A WESTWIND

CARD NO: 32- 2

AIRCRAFT REG.: N368MD

ISSUED 07-88 REV. 02-92

PAGE 1

92105	WORK DUE AT	* = APU HRS.			RECORD TIME WORK ACCOMPLISHED FOR EACH TASK. KEEP TOP COPY FOR YOUR RECORDS. RETURN CARBON COPY TO CSI FOR UPDATING.
32-015	DATE	HOURS	LANDINGS	CYCLES	
29 29					

UNSCHEDULED

WORK ACCOMPLISHED: DATE: MONTH 5 DAY 31 YEAR 93 AIRCRAFT HOURS: 5278 LANDINGS: 3928

TECHNICIAN SIGNATURE: [Signature] KIND OF CERTIFICATE & NO.: 580767740
INSPECTED BY: [Signature] KIND OF CERTIFICATE & NO.: A+P

320146 PART NAME: NOSE GEAR LEFT WHEEL MM 32-40-00
REASON REMOVED: (CHECK ONE) TECHNICIAN: [Signature] INSP: [Signature]
TIME A () FAIL B () WORN C () LOANER D () SCHED CONV E () MOD G () SERVICE K () ENG CHG L () TIRE CHG M (X) DAMAGED T ()

PART REMOVED: PART NUMBER 9541874 SERIAL NUMBER: MAR 81 - 1179

PART INSTALLED: PART NUMBER 9541874 SERIAL NUMBER: OCT 75-641

INSTALLED TSN: HRS LDGS MOS INSTALLED TSO: HRS LDGS MOS

WARRANTY TIME REMAINING: HRS LDGS MOS MAN-HOURS: HRS TENTHS PRICE: \$

SIGNOFF ANY WORK ACCOMPLISHED BELOW. TECHNICIAN INSPECTOR MAN-HOURS HRS. THS

320156 INSPECT/CLEAN/LUBE LEFT NOSE WHEEL/BEARINGS...MM 32-40-00

320161 PART NAME: NOSE GEAR LEFT TIRE MM 32-40-00
REASON REMOVED: (CHECK ONE) TECHNICIAN: [Signature] INSP: [Signature]
TIME A () FAIL B () WORN C () LOANER D () SCHED CONV E () MOD G () SERVICE K () ENG CHG L () TIRE CHG M (X) DAMAGED T ()

PART REMOVED: PART NUMBER 164F43-2 SERIAL NUMBER: 93381008

PART INSTALLED: PART NUMBER 164F43-2 SERIAL NUMBER: 20561342

TIME SINCE NEW: HRS LDGS MOS TIME SINCE OVERHAUL: HRS LDGS MOS

WARRANTY TIME REMAINING: HRS LDGS MOS MAN-HOURS: HRS TENTHS PRICE: \$

320146, 320151

R NOTE: THE FOLLOWING ADDITIONAL WCF(S) MAY BE REQUIRED TO PERFORM THIS TASK 32.T01.

ITEM 1 - NOSE GEAR WHEEL - REMOVAL AND INSTALLATION, INSPECT/CLEAN/LUBE (REFER TO ILLUSTRATION ON CARD 32-2)
EQUIPMENT: TORQUE WRENCH 0 TO 250 INCH-POUNDS, GREASE MIL-G-81322
A REMOVAL (REFER TO ILLUSTRATION)

- 1. JACK AIRCRAFT. REFER TO WORK COMPLIANCE FORM 32.T01.

WARNING: DO NOT ATTEMPT TO DISASSEMBLE WHEEL UNTIL TIRE HAS BEEN COMPLETELY DEFLATED, OTHERWISE SERIOUS INJURY TO PERSONNEL OR DAMAGE TO EQUIPMENT CAN RESULT.

- 2. DRAW A CHALK LINE ACROSS BOTH TIRES, SO THAT TIRES AND WHEELS CAN BE REINSTALLED IN THEIR ORIGINAL POSITION.
3. REMOVE VALVE CAP AND APPLY A TIRE DEFLATOR TO RELEASE TIRE PRESSURE COMPLETELY.

WARNING: DO NOT ATTEMPT TO REMOVE THE VALVE CORE UNTIL THE TIRE HAS BEEN COMPLETELY DEFLATED. VALVE CORES WILL BE EJECTED AT HIGH VELOCITY IF UNSCREWED BEFORE AIR PRESSURE HAS BEEN RELEASED.

- 4. LOOSEN WHEEL DRIVE COMPRESSION BOLT, ON LEFT TORSION SHAFT DRIVE.
5. REMOVE THREE DRIVE RETAINING BOLTS SECURING TORSION SHAFT DRIVE TO OUTBOARD WHEEL HALF AND REMOVE TORSION SHAFT DRIVE.

SERVICEABLE PARTS TAG

KaiserAir, Inc.

CRS # COZR942C

Oakland International Airport, Oakland, CA 94614 □ 415-569-9622

9/89

Part Number

9541874

Description

N. WH Assy

Work Order Number

920153-202

Serial Number/Quantity

APR 86/104 Lea

Time Since (N)ew/(O)verhaul

(0)

2/Hrs

2/Cyc

Authorized Signature/Date

C. Hoffmann 5/21/92

() Repair

() Modify

Overhaul

Tested

NDT

This component has been repaired or overhauled and inspected in accordance with the current manufacturer's procedures and the federal aviation regulations and was found air-worthy with respect to the work performed and is approved for return to service. Pertinent details of work accomplished are on file at this station.

FD 164F 43-2 20561334

KA-25 YELLOW

KAISERAIR, INC.

HANGAR 7
OAKLAND INTERNATIONAL AIRPORT
OAKLAND, CA 94614

TEARDOWN/INSPECTION REPORT

KAISERAIR, INC.
P.O. BOX 2626/AIRPORT STATION
OAKLAND, CA 94614-2626

TELEPHONE: (415) 569-9622
TELEX: 497-3439 KATS UT
FAX: (415) 635-3173
CRS # COZR942C

PART NUMBER 9541874	SERIAL NUMBER APR 86-104	DESCRIPTION N. WHC Assy	WORK ORDER NUMBER 920153	ITEM NUMBER 202
-------------------------------	------------------------------------	-----------------------------------	------------------------------------	---------------------------

UNIT RECEIVED FOR: <input type="checkbox"/> MODIFICATION <input type="checkbox"/> REPAIR <input type="checkbox"/> INVESTIGATION <input type="checkbox"/> CERT. FOR REMAINDER OF LIFE <input type="checkbox"/> CUSTOMER OK TO MOD. <input type="checkbox"/> PRE-TEST <input checked="" type="checkbox"/> O/H & TESTED <input type="checkbox"/> CERT. TO ZERO HRS.	<input type="checkbox"/> TESTING ONLY <input checked="" type="checkbox"/> OVERHAUL <input checked="" type="checkbox"/> N. D. T. <input type="checkbox"/> WARRANTY <input type="checkbox"/> MODIFIED <input type="checkbox"/> REPAIR & TESTED <input type="checkbox"/> OTHER (Specify) _____	INITIAL INSPECTION: <input checked="" type="checkbox"/> NO EXTERNAL DEFECTS NOTED <input type="checkbox"/> UNIT LEAKING <input type="checkbox"/> INCOMPLETE/MISSING PARTS
-------------------------------------------------------------------------------------------------------------------------------------------------------------------------------------------------------------------------------------------------------------------------------------------------------------------------------------------------------------------------------------	------------------------------------------------------------------------------------------------------------------------------------------------------------------------------------------------------------------------------------------------------------------------------------------------------	-------------------------------------------------------------------------------------------------------------------------------------------------------------------------------------------

UNIT STATUS: <input checked="" type="checkbox"/> NO DEFECTS NOTED <input checked="" type="checkbox"/> REPLACED ALL NECESSARY PARTS <input type="checkbox"/> NO PARTS REQUIRED <input checked="" type="checkbox"/> RESEALED UNIT <input type="checkbox"/> CANNOT CONFIRM <input type="checkbox"/> ASSY WORK BEYOND LIMITS	<input type="checkbox"/> UNIT CONTAMINATED <input type="checkbox"/> UNIT SETTING OUT OF ADJUSTMENT <input type="checkbox"/> OTHER (Specify) _____	MODIFICATIONS ACCOMPLISHED MOD NUMBER DESCRIPTION NO MODS INCORPORATED
------------------------------------------------------------------------------------------------------------------------------------------------------------------------------------------------------------------------------------------------------------------------------------------------------------------------------------------	---------------------------------------------------------------------------------------------------------------------------------------------------------	-----------------------------------------------------------------------------------------------

QTY	PART NUMBER	DESCRIPTION	QTY	PART NUMBER	DESCRIPTION	QTY	PART NUMBER	DESCRIPTION
1ea	AK16230B38	PKL						

WORK PROGRESSION DISASSEMBLED CLEANED INSPECTED/CHECKED REPAIRED ASSEMBLED FINAL TEST	TECH INSP		WORK ACCOMPLISHED OVERHAULED ABOVE WHEEL ASSY. I.A.W. LATEST MFG. SPECS. N.D.T. WHEEL ASSY. INCLUDING BEAD SEAT AREAS AND TIE BOLTS. REPAINTED TO CUSTOMER COLOR AND FACTORY SPECS.
----------------------------------------------------------------------------------------------------------------	--------------	--	----------------------------------------------------------------------------------------------------------------------------------------------------------------------------------------------------------

Form KA46 Rev. 10/89

The above unit has been assembled and tested and is ready for return to service.

The above unit has been inspected and tested and is ok for return to service.

Tech TP Date 5/21/92

Insp [Stamp] Date 5/21/92

OPERATOR: ED-WEB, INC.

WORK COMPLIANCE FORM NO. 32.120

AIRCRAFT NO.: 368

MODEL: 1124A WESTWIND

CARD NO: 32- 2

AIRCRAFT REG.: N368MD

ISSUED 07-88 REV. 02-92

PAGE 1

92105	WORK DUE AT	* = APU HRS			RECORD TIME WORK ACCOMPLISHED FOR EACH TASK. KEEP TOP COPY FOR YOUR RECORDS. RETURN CARBON COPY TO CSI FOR UPDATING.
32-015	DATE	HOURS	LANDINGS	CYCLES	
29 29					UNSCHEDULED

WORK ACCOMPLISHED: DATE: MONTH 5 DAY 31 YEAR 93 AIRCRAFT HOURS: 5278 LANDINGS: 3928

TECHNICIAN SIGNATURE: [Signature] KIND OF CERTIFICATE & NO.: 560767740

INSPECTED BY: [Signature] KIND OF CERTIFICATE & NO.: A+P

320151 PART NAME: NOSE GEAR RIGHT WHEEL MM 32-40-00 REASON REMOVED: (CHECK ONE) TIME A () FAIL B () WORN C () LOANER D () SCHED CONV E () MOD G () SERVICE K () ENG CHG L () TIRE CHG M () DAMAGED T ()

PART REMOVED: PART NUMBER 9541874 SERIAL NUMBER: NOV 82-1440

PART INSTALLED: PART NUMBER 9541874 SERIAL NUMBER: APR 86-104

INSTALLED TSN: HRS LDGS MOS INSTALLED TSO: HRS LDGS MOS

WARRANTY TIME REMAINING: HRS LDGS MOS MAN-HOURS: HRS TENTHS PRICE: \$ SIGNOFF ANY WORK ACCOMPLISHED BELOW. TECHNICIAN INSPECTOR MAN-HOURS HRS.THS

320158 INSPECT/CLEAN/LUBE RIGHT NOSE WHEEL BEARINGS...MM 32-40-00

320166 PART NAME: NOSE GEAR RIGHT TIRE MM 32-40-00 REASON REMOVED: (CHECK ONE) TIME A () FAIL B () WORN C () LOANER D () SCHED CONV E () MOD G () SERVICE K () ENG CHG L () TIRE CHG M () DAMAGED T ()

PART REMOVED: PART NUMBER 164F43-2 SERIAL NUMBER: 93381018

PART INSTALLED: PART NUMBER 164F43-2 SERIAL NUMBER: 20561334

TIME SINCE NEW: HRS LDGS MOS TIME SINCE OVERHAUL: HRS LDGS MOS

WARRANTY TIME REMAINING: HRS LDGS MOS MAN-HOURS: HRS TENTHS PRICE: \$

320146, 320151

R NOTE: THE FOLLOWING ADDITIONAL WCF(S) MAY BE REQUIRED TO PERFORM THIS TASK 32.T01.

ITEM 1 - NOSE GEAR WHEEL - REMOVAL AND INSTALLATION, INSPECT/CLEAN/LUBE (REFER TO ILLUSTRATION ON CARD 32-2) EQUIPMENT: TORQUE WRENCH 0 TO 250 INCH-POUNDS, GREASE MIL-G-81322 A REMOVAL (REFER TO ILLUSTRATION)

- 1. JACK AIRCRAFT. REFER TO WORK COMPLIANCE FORM 32.T01.

WARNING: DO NOT ATTEMPT TO DISASSEMBLE WHEEL UNTIL TIRE HAS BEEN COMPLETELY DEFLATED, OTHERWISE SERIOUS INJURY TO PERSONNEL OR DAMAGE TO EQUIPMENT CAN RESULT.

- 2. DRAW A CHALK LINE ACROSS BOTH TIRES, SO THAT TIRES AND WHEELS CAN BE REINSTALLED IN THEIR ORIGINAL POSITION. 3. REMOVE VALVE CAP AND APPLY A TIRE DEFLATOR TO RELEASE TIRE PRESSURE COMPLETELY.

WARNING: DO NOT ATTEMPT TO REMOVE THE VALVE CORE UNTIL THE TIRE HAS BEEN COMPLETELY DEFLATED. VALVE CORES WILL BE EJECTED AT HIGH VELOCITY IF UNSCREWED BEFORE AIR PRESSURE HAS BEEN RELEASED.

- 4. LOOSEN WHEEL DRIVE COMPRESSION BOLT, ON LEFT TORSION SHAFT DRIVE. 5. REMOVE THREE DRIVE RETAINING BOLTS SECURING TORSION SHAFT DRIVE TO OUTBOARD WHEEL HALF AND REMOVE TORSION SHAFT DRIVE.

SERVICEABLE PARTS TAG

KaiserAir, Inc.

CRS # COZR942C

Oakland International Airport Oakland, CA 94614 415-569-9622

9/89

Part Number

9541874

Description

N. WHC ASSEMBLY

Work Order Number

2374-02

Serial Number/Quantity

N0082-1440 (1)

Time Since (N)ew/(O)verhaul

(0)

0/Hrs

0/Cyc

Authorized Signature/Date

C. Kottmann 10-31-90

() Repair

() Modify

() Overhaul

() Tested

() NDT Only

This component has been repaired or overhauled and inspected in accordance with the current manufacturer's procedures and the federal aviation regulations and was found air-worthy with respect to the work performed and is approved for return to service. Pertinent details of work accomplished are on file at this station.

KA-25 YELLOW

KAISERAIR, INC.
 HANGAR 7
 OAKLAND INTERNATIONAL AIRPORT
 OAKLAND, CA 94614

TEARDOWN/INSPECTION REPORT

KAISERAIR, INC.
 P.O. BOX 2626/AIRPORT STATION
 OAKLAND, CA 94614-2626


TELEPHONE: (415) 569-9622
 TELEX: 497-3439 KATS UT
 FAX: (415) 635-3173
 CRS # COZR942C

PART NUMBER <i>9541874</i>	SERIAL NUMBER <i>NOV 82-1440</i>	DESCRIPTION <i>N. WHC ASSEM</i>	WORK ORDER NUMBER <i>2374</i>	ITEM NUMBER <i>02</i>
-------------------------------	-------------------------------------	------------------------------------	----------------------------------	--------------------------


UNIT RECEIVED FOR: <input type="checkbox"/> MODIFICATION <input type="checkbox"/> REPAIR <input type="checkbox"/> TESTING ONLY <input checked="" type="checkbox"/> OVERHAUL <input type="checkbox"/> INVESTIGATION <input type="checkbox"/> CERT. FOR REMAINDER OF LIFE <input type="checkbox"/> N. D. T. <input type="checkbox"/> WARRANTY <input type="checkbox"/> CUSTOMER OK TO MOD. <input type="checkbox"/> PRE-TEST <input type="checkbox"/> MODIFIED <input type="checkbox"/> REPAIR & TESTED <input type="checkbox"/> O/H & TESTED <input type="checkbox"/> CERT. TO ZERO HRS. <input type="checkbox"/> OTHER (Specify) _____	INITIAL INSPECTION: <input checked="" type="checkbox"/> NO EXTERNAL DEFECTS NOTED <input type="checkbox"/> UNIT LEAKING <input type="checkbox"/> INCOMPLETE/MISSING PARTS
----------------------------------------------------------------------------------------------------------------------------------------------------------------------------------------------------------------------------------------------------------------------------------------------------------------------------------------------------------------------------------------------------------------------------------------------------------------------------------------------------------------------------------------------------------------------------------------------------------------------------------------------------	------------------------------------------------------------------------------------------------------------------------------------------------------------------------------------

UNIT STATUS: <input checked="" type="checkbox"/> NO DEFECTS NOTED <input type="checkbox"/> REPLACED ALL NECESSARY PARTS <input type="checkbox"/> UNIT CONTAMINATED <input type="checkbox"/> NO PARTS REQUIRED <input checked="" type="checkbox"/> RESEALED UNIT <input type="checkbox"/> UNIT SETTING OUT OF ADJUSTMENT <input type="checkbox"/> CANNOT CONFIRM <input type="checkbox"/> ASSY WORK BEYOND LIMITS <input type="checkbox"/> OTHER (Specify) _____	MODIFICATIONS ACCOMPLISHED <table border="1"> <thead> <tr> <th>MOD NUMBER</th> <th>DESCRIPTION</th> </tr> </thead> <tbody> <tr> <td><i>NO MODS</i></td> <td></td> </tr> <tr> <td> </td> <td> </td> </tr> <tr> <td> </td> <td> </td> </tr> </tbody> </table>	MOD NUMBER	DESCRIPTION	<i>NO MODS</i>					
MOD NUMBER	DESCRIPTION								
<i>NO MODS</i>									

QTY	PART NUMBER	DESCRIPTION	QTY	PART NUMBER	DESCRIPTION	QTY	PART NUMBER	DESCRIPTION
	<i>NO PARTS W/OUT.</i>							

WORK PROGRESSION DISASSEMBLED <u>JP</u> CLEANED <u>JP</u> INSPECTED/CHECKED <u>JP</u> REPAIRED <u>JP</u> ASSEMBLED <u>JP</u> FINAL TEST <u>JP</u>	INSP 	WORK ACCOMPLISHED <i>COMPLETE TH OF ABOVE WHC ASSEM INCL NOT ALL THE BOLTS, WHC BEARS SENT AREAS, ALL OTHER AREAS, D.P.I</i> <i>REPAIR TO CUSTOMER SPECS</i>
----------------------------------------------------------------------------------------------------------------------------------------------------------------------------	----------------------------------------------------------------------------------------------------	---------------------------------------------------------------------------------------------------------------------------------------------------------------------------

The above unit has been assembled and tested and is ready for return to service.
 The above unit has been inspected and tested and is ok for return to service.

Tech JA Date 10-21-75
 Insp  Date 10-21-75

Form KA46 Rev. 10/89

OPERATOR: ED-WES, INC.

WORK COMPLIANCE FORM NO. 32.120

AIRCRAFT NO.: 368

MODEL: 1124A WESTWIND

AIRCRAFT REG. N368MD

ISSUED 07-88 REV. 05-90

PAGE 1

90296	WORK DUE AT	APU HRS	RECORD TIME WORK ACCOMPLISHED FOR EACH TASK. KEEP TOP COPY FOR YOUR RECORDS. RETURN CARBON COPY TO CSI FOR UPDATING.
32-015	DATE	HOURS	LANDINGS
29 29			

UNSCHEDULED

WORK ACCOMPLISHED: DATE: MONTH 4 DAY 10 YEAR 92 AIRCRAFT HOURS: 5076 LANDINGS: 3706

TECHNICIAN SIGNATURE: [Signature] CERTIFICATE NUMBER: 560762740

INSPECTED BY: [Signature] KIND OF CERTIFICATE: AEP

320151 PART NAME: NOSE GEAR RIGHT WHEEL MM 32-40-00
 REASON REMOVED: (CHECK ONE) TECHNICIAN: [Signature] INSP: [Signature]
 TIME A () FAIL B () WORN C () LOANER D () SCHED CONV E () MOD G () SERVICE K () ENG CHG L () TIRE CHG M () DAMAGED T ()

PART REMOVED: PART NUMBER 9541874 SERIAL NUMBER: APR 66-109

PART INSTALLED: PART NUMBER 9541874 SERIAL NUMBER: NOV 82-1440

TIME SINCE NEW: HRS LDGS MOS TIME SINCE OVERHAUL: HRS LDGS MOS

WARRANTY TIME REMAINING: HRS LDGS MOS MAN-HOURS: HRS TENTHS PRICE: \$

320158 INSPECT/CLEAN/LUBE RIGHT NOSE WHEEL BEARINGS...MM 32-40-00

320166 PART NAME: NOSE GEAR RIGHT TIRE MM 32-40-00
 REASON REMOVED: (CHECK ONE) TECHNICIAN: [Signature] INSP: [Signature]
 TIME A () FAIL B () WORN C () LOANER D () SCHED CONV E () MOD G () SERVICE K () ENG CHG L () TIRE CHG M () DAMAGED T ()

PART REMOVED: PART NUMBER 164F 43-2 SERIAL NUMBER: 93351010

PART INSTALLED: PART NUMBER 164F 43-2 SERIAL NUMBER: 9338101P

TIME SINCE NEW: HRS LDGS MOS TIME SINCE OVERHAUL: HRS LDGS MOS

WARRANTY TIME REMAINING: HRS LDGS MOS MAN-HOURS: HRS TENTHS PRICE: \$

320146, 320151

NOTE: THE FOLLOWING ADDITIONAL WCF(S) ARE REQUIRED TO PERFORM THIS TASK 32.T01.

ITEM 1 - NOSE GEAR WHEEL - REMOVAL AND INSTALLATION, INSPECT/CLEAN/LUBE (REFER TO ILLUSTRATION ON CARD 32-2)
 EQUIPMENT: TORQUE WRENCH 0 TO 250 INCH-POUNDS, GREASE MIL-G-81322
 A REMOVAL (REFER TO ILLUSTRATION)

1. JACK AIRCRAFT. REFER TO WORK COMPLIANCE FORM 32.T01.

WARNING: DO NOT ATTEMPT TO DISASSEMBLE WHEEL UNTIL TIRE HAS BEEN COMPLETELY DEFLATED; OTHERWISE SERIOUS INJURY TO PERSONNEL OR DAMAGE TO EQUIPMENT CAN RESULT.

2. DRAW A CHALK LINE ACROSS BOTH TIRES, SO THAT TIRES AND WHEELS CAN BE REINSTALLED IN THEIR ORIGINAL POSITION.
3. REMOVE VALVE CAP AND APPLY A TIRE DEFLATOR TO RELEASE TIRE PRESSURE COMPLETELY.

WARNING: DO NOT ATTEMPT TO REMOVE THE VALVE CORE UNTIL THE TIRE HAS BEEN COMPLETELY DEFLATED. VALVE CORES WILL BE EJECTED AT HIGH VELOCITY IF UNSCREWED BEFORE AIR PRESSURE HAS BEEN RELEASED.

4. LOOSEN WHEEL DRIVE COMPRESSION BOLT, ON LEFT TORSION SHAFT DRIVE.
5. REMOVE THREE DRIVE RETAINING BOLTS SECURING TORSION SHAFT DRIVE TO OUTBOARD WHEEL HALF AND REMOVE TORSION SHAFT DRIVE.

SERVICEABLE PARTS TAG

KaiserAir, Inc.

CRS # COZR942C

Oakland International Airport □ Oakland, CA 94614 □ 415-569-9622

9/89

Part Number

5002806-2

Description

MKB WHC Assy

Work Order Number

920147-201

Serial Number/Quantity

JUN 88-470

1ea

Time Since (N)ew/(O)verhaul

(0)

0/Hrs

0/Cyc

Authorized Signature/Date

C. Kellner

5/15/92

() Repair

() Modify

(X) Overhaul

(X) Tested

(X) NDT

This component has been repaired or overhauled and inspected in accordance with the current manufacturer's procedures and the federal aviation regulations and was found air-worthy with respect to the work performed and is approved for return to service. Pertinent details of work accomplished are on file at this station.

TIRE SN 12062118

KA-25 YELLOW

KAISERAIR, INC.
 HANGAR 7
 OAKLAND INTERNATIONAL AIRPORT
 OAKLAND, CA 94614

TEARDOWN/INSPECTION REPORT

KAISERAIR, INC.
 P.O. BOX 2626/AIRPORT STATION
 OAKLAND, CA 94614-2626

TELEPHONE: (415) 569-9622
 TELEX: 497-3439 KATS UT
 FAX: (415) 635-3173
 CRS # COZR942C

PART NUMBER 5002806-2	SERIAL NUMBER JUN 89-470	DESCRIPTION MLL WHEEL ASSEMBLY	WORK ORDER NUMBER 920147	ITEM NUMBER 201
---------------------------------	------------------------------------	------------------------------------------	------------------------------------	---------------------------

UNIT RECEIVED FOR: <input type="checkbox"/> MODIFICATION <input type="checkbox"/> REPAIR <input type="checkbox"/> INVESTIGATION <input type="checkbox"/> CERT. FOR REMAINDER OF LIFE <input type="checkbox"/> CUSTOMER OK TO MOD. <input type="checkbox"/> PRE-TEST <input type="checkbox"/> O/H & TESTED <input type="checkbox"/> CERT. TO ZERO HRS.	<input type="checkbox"/> TESTING ONLY <input type="checkbox"/> OVERHAUL <input type="checkbox"/> N. D. T. <input type="checkbox"/> WARRANTY <input type="checkbox"/> MODIFIED <input type="checkbox"/> REPAIR & TESTED <input type="checkbox"/> OTHER (Specify) _____	INITIAL INSPECTION: <input checked="" type="checkbox"/> NO EXTERNAL DEFECTS NOTED <input type="checkbox"/> UNIT LEAKING <input type="checkbox"/> INCOMPLETE/MISSING PARTS
-------------------------------------------------------------------------------------------------------------------------------------------------------------------------------------------------------------------------------------------------------------------------------------------------------------------------------------------------------------------	--------------------------------------------------------------------------------------------------------------------------------------------------------------------------------------------------------------------------------------------------------------------------------	------------------------------------------------------------------------------------------------------------------------------------------------------------------------------------

UNIT STATUS: <input checked="" type="checkbox"/> NO DEFECTS NOTED <input checked="" type="checkbox"/> REPLACED ALL NECESSARY PARTS <input type="checkbox"/> NO PARTS REQUIRED <input checked="" type="checkbox"/> RESEALED UNIT <input type="checkbox"/> CANNOT CONFIRM <input type="checkbox"/> ASSY WORK BEYOND LIMITS	<input type="checkbox"/> UNIT CONTAMINATED <input type="checkbox"/> UNIT SETTING OUT OF ADJUSTMENT <input type="checkbox"/> OTHER (Specify) _____	MODIFICATIONS ACCOMPLISHED MOD NUMBER DESCRIPTION NO MODS INCORPORATED
-----------------------------------------------------------------------------------------------------------------------------------------------------------------------------------------------------------------------------------------------------------------------------------------------------------------------------------	---------------------------------------------------------------------------------------------------------------------------------------------------------	----------------------------------------------------------------------------------------

QTY	PART NUMBER	DESCRIPTION	QTY	PART NUMBER	DESCRIPTION	QTY	PART NUMBER	DESCRIPTION
1ea	5006678	PKG						
3ea	9527796	PKG						
1ea	RL-30	PKG						
1ea	5003342	SHIELD						

WORK PROGRESSION DISASSEMBLED CLEANED INSPECTED/CHECKED REPAIRED ASSEMBLED FINAL TEST	TECH FT FT FT FT FT FT	INSP 	WORK ACCOMPLISHED <hr/> OVERHAULED ABOVE WHEEL ASSY. I.A.W. LATEST MFG. SPECS. N.D.T. WHEEL ASSY. INCLUDING BEAD SEAT AREAS AND TIE BOLTS. REPAINTED TO CUSTOMER COLOR AND FACTORY SPECS. <hr/>
----------------------------------------------------------------------------------------------------------------	-------------------------------------------------	-----------------	------------------------------------------------------------------------------------------------------------------------------------------------------------------------------------------------------------------

The above unit has been assembled and tested and is ready for return to service.
 The above unit has been inspected and tested and is ok for return to service.

Tech JA Date 8/15/92
 Insp [Signature] Date 8/15/92

OPERATOR: ED-WES, INC.

WORK COMPLIANCE FORM NO.

32.180

AIRCRAFT NO.: 368

MODEL: 1124A WESTWIND

CARD NO: 32- 5

AIRCRAFT REG.: N368MD

ISSUED 07-88 REV. 08-89

PAGE 1

91351	WORK DUE AT	* = APU HRS.			RECORD TIME WORK ACCOMPLISHED FOR EACH TASK. KEEP TOP COPY FOR YOUR RECORDS. RETURN CARBON COPY TO CSI FOR UPDATING.
32-022	DATE	HOURS	LANDINGS	CYCLES	
29 29					

UNSCHEDULED

WORK ACCOMPLISHED: DATE: MONTH 8 DAY 20 YEAR 92 AIRCRAFT HOURS: 5146 LANDINGS: 3680

TECHNICIAN SIGNATURE: [Signature] CERTIFICATE NUMBER: 560767740

INSPECTED BY: [Signature] KIND OF CERTIFICATE: A+P

320671 PART NAME: LEFT MAIN GEAR WHEEL REASON REMOVED: (CHECK ONE) TIME A () FAIL B () WORN C () LOANER D () SCHED CONV E () MOD G () SERVICE K () ENG CHG L () TIRE CHG M () DAMAGED T ()

PART REMOVED: PART NUMBER 5002806-1 SERIAL NUMBER: MAR 89 478

PART INSTALLED: PART NUMBER 5002806-2 SERIAL NUMBER: JUN 88-470

TIME SINCE NEW: HRS LDGS NOS TIME SINCE OVERHAUL: HRS LDGS NOS

WARRANTY TIME REMAINING: HRS LDGS NOS MAN-HOURS: HRS TENTHS PRICE: \$ SIGNOFF ANY WORK ACCOMPLISHED BELOW.

- 320676 INSPECT/LUBE LEFT MAIN GEAR WHEEL BEARINGS...MM 32-40-00
- 320686 REPLACE LEFT MAIN WHEEL BOLTS...NO REF
- R 320678 DYE PENETRANT LEFT WHEEL AXLE...REFER TO WORK COMPLIANCE FORM 32.550
- R 322156 INSPECT/CLEAN LEFT ANTI-SKID DETECTOR...REFER TO WORK COMPLIANCE FORM 32.410A
- R 320691 INSPECT LEFT MAIN GEAR/WELL...REFER TO WORK COMPLIANCE FORM 32.020
- R 322174 OPERATIONAL CHECK ANTI-SKID LIGHTS...REFER TO WORK COMPLIANCE FORM 32.425

320681 PART NAME: LEFT MAIN GEAR TIRE REASON REMOVED: (CHECK ONE) TIME A () FAIL B () WORN C () LOANER D () SCHED CONV E () MOD G () SERVICE K () ENG CHG L () TIRE CHG M () DAMAGED T ()

PART REMOVED: PART NUMBER 249K83-3 SERIAL NUMBER: 00961162

PART INSTALLED: PART NUMBER 249K83-3 SERIAL NUMBER: 12062118

TIME SINCE NEW: HRS LDGS NOS TIME SINCE OVERHAUL: HRS LDGS NOS

WARRANTY TIME REMAINING: HRS LDGS NOS MAN-HOURS: HRS TENTHS PRICE: \$

320671, 321171

NOTE: THE FOLLOWING ADDITIONAL WCF(S) ARE REQUIRED TO PERFORM THIS TASK 32.T01, 32.410.

ITEM 1 - MAIN LANDING GEAR WHEEL - REMOVAL AND INSTALLATION, INSPECT/LUBE WHEEL BEARINGS, REPLACE WHEEL BOLTS (REFER TO FIGURES 1 AND 2 ON CARD 32-5) EQUIPMENT/CONSUMABLES: TORQUE WRENCH 0 TO 400 INCH-POUNDS, GREASE MIL-G-81322, LOCKWIRE, NITROGEN SOURCE A REMOVAL (REFER TO FIGURES 1 AND 2)

NOTE: BE EXTREMELY CAREFUL WHEN REMOVING THE MAIN WHEEL FROM ITS AXLE. DO NOT ALLOW THE WHEEL TO HIT THE SPEED DETECTOR SHAFT. THIS COULD CAUSE MISALIGNMENT OF THE SHAFT AND EVENTUAL FAILURE OF THE SPEED DETECTOR. REMOVAL OF THE SPEED DETECTOR IS RECOMMENDED EACH TIME THE MAIN WHEEL ASSEMBLY IS REMOVED FOR ROUTINE OR NON-ROUTINE MAINTENANCE. INSPECT AXLE INTERIOR AND DETECTOR FOR MOISTURE AND/OR CORROSION AND CORRECT AS REQUIRED. REFER TO WORK COMPLIANCE FORM 32.410.

1. JACK AIRCRAFT. REFER TO WORK COMPLIANCE FORM 32.T01.

SN
41742270
249K83-3



SERVICEABLE (COMPONENTS)

M/w Assy ABS
COMPONENT NAME MFG. NAME

5002806-2 JUN88-470
PART No. SERIAL No.

REPAIRED O'HAULED TESTED INSPECTED

The aircraft component identified above was repaired and/or inspected in accordance with current regulations of the Federal Aviation Administration and is approved for return to service for work performed.

Pertinent details for this component on file under
WORK ORDER NO. 9021

OWNER ASPI Aviation

TECHNICIAN [Signature]

INSPECTOR [Signature] DATE 8-24-94

AIRCRAFT SPECIALTIES, INC.
3336 South 66th Ave.
Omaha, NE 68106
402-391-5693
1-800-233-0831
FAA Rep. Sta. VT2R252L

AUTHORIZED PARTS TAG

ATTACHMENT OF THIS TAG CERTIFIES THAT ONLY
PARTS AUTHORIZED BY AIRCRAFT BRAKING SYSTEMS
CORPORATION HAVE BEEN USED IN THIS
ABSC[®] ASSEMBLY.

Repair Station

Mechanic

Date

VT2R252L

[Handwritten signature]
[Handwritten signature]
[Handwritten date: 8-24-94]

**CAUTION: REMOVE THIS TAG PRIOR
TO INSTALLATION ON AIRCRAFT**

LOT NO: 0123

USE OF PARTS NOT AUTHORIZED BY ABSC IN AN ABSC
PRODUCT CONSTITUTES AN ALTERED OR MODIFIED PRODUCT
NULLIFYING ALL WARRANTIES AND RELIEVING ABSC OF ALL
PRODUCT LIABILITY FOR THE ALTERED OR MODIFIED PRODUCT.

ANY PERSON PLACING PARTS NOT AUTHORIZED BY
ABSC IN AN ABSC PRODUCT MUST, IN ACCORDANCE
WITH FAA REGULATIONS, PLACE THE REQUIRED
IDENTIFICATION ON THE ALTERED PRODUCT.
THE EXISTING ABSC IDENTIFICATIONS ARE NOT
VALID FOR ALTERED PRODUCTS.

AIRCRAFT BRAKING SYSTEMS CORPORATION
1204 MASSILLON RD.
AKRON, OHIO 44306-4186

OPERATOR: ED-WES, INC.

WORK COMPLIANCE FORM NO. 32.180

AIRCRAFT NO.: 368

MODEL: 1124A WESTWIND

CARD NO: 32- 5

AIRCRAFT REG.: N368MD

ISSUED 07-88 REV. 08-89

PAGE 1

94109
32-022
29 29

WORK DUE AT		* = APU HRS.	
DATE	HOURS	LANDINGS	CYCLES

RECORD TIME WORK ACCOMPLISHED FOR EACH TASK. KEEP ORIGINAL FOR YOUR RECORDS. RETURN COPY TO CSI FOR UPDATING.

UNSCHEDULED

WORK ACCOMPLISHED: DATE: MONTH 11 DAY 25 YEAR 94 AIRCRAFT HOURS: 5512 LANDINGS: 4201

TECHNICIAN SIGNATURE: [Signature] KIND OF CERTIFICATE & NO.: 580767740 AP

INSPECTED BY: [Signature] KIND OF CERTIFICATE & NO.: 580767740 AP

320671 PART NAME: LEFT MAIN GEAR WHEEL MM 32-40-00

REASON REMOVED: (CHECK ONE) TECHNICIAN: [Signature] INSP: [Signature]

TIME A () FAIL B () WORN C () LOANER D () SCHED CONV E () MOD G () SERVICE K () ENG CHG L () TIRE CHG M () DAMAGED T ()

PART REMOVED: PART NUMBER 5002806-2 SERIAL NUMBER: APR 80-747

PART INSTALLED: PART NUMBER 5002806-2 SERIAL NUMBER: JUN 88-470

INSTALLED TSN: HRS _____ LDGS _____ MOS _____ INSTALLED TSO: HRS 0 LDGS _____ MOS _____

WARRANTY TIME REMAINING: HRS _____ LDGS _____ MOS _____ MAN-HOURS: HRS _____ TENTHS _____ PRICE: \$ _____

SIGNOFF ANY WORK ACCOMPLISHED BELOW.

	TECHNICIAN	INSPECTOR	MAN-HOURS
	HRS	HRS	HRS
320676 INSPECT/LUBE LEFT MAIN GEAR WHEEL BEARINGS...MM 32-40-00.....	<u>[Signature]</u>	<u>[Signature]</u>	
320686 REPLACE LEFT MAIN WHEEL BOLTS...NO REF.....			
R 320678 DYE PENETRANT LEFT WHEEL AXLE...REFER TO WORK COMPLIANCE FORM 32.550	<u>[Signature]</u>	<u>[Signature]</u>	
R 322156 INSPECT/CLEAN LEFT ANTI-SKID DETECTOR...REFER TO WORK COMPLIANCE FORM 32.410A	<u>[Signature]</u>	<u>[Signature]</u>	
R 320691 INSPECT LEFT MAIN GEAR/WELL...REFER TO WORK COMPLIANCE FORM 32.020	<u>[Signature]</u>	<u>[Signature]</u>	
R 322174 OPERATIONAL CHECK ANTI-SKID LIGHTS...REFER TO WORK COMPLIANCE FORM 32.425	<u>[Signature]</u>	<u>[Signature]</u>	

320681 PART NAME: LEFT MAIN GEAR TIRE MM 32-40-00

REASON REMOVED: (CHECK ONE) TECHNICIAN: [Signature] INSP: [Signature]

TIME A () FAIL B () WORN C () LOANER D () SCHED CONV E () MOD G () SERVICE K () ENG CHG L () TIRE CHG M () DAMAGED T ()

PART REMOVED: PART NUMBER 249K83-3 SERIAL NUMBER: 30542402

PART INSTALLED: PART NUMBER 249K83-3 SERIAL NUMBER: 41742270

INSTALLED TSN: HRS 0 LDGS _____ MOS _____ INSTALLED TSO: HRS _____ LDGS _____ MOS _____

WARRANTY TIME REMAINING: HRS _____ LDGS _____ MOS _____ MAN-HOURS: HRS _____ TENTHS _____ PRICE: \$ _____

320671, 321171

NOTE: THE FOLLOWING ADDITIONAL WCF(S) ARE REQUIRED TO PERFORM THIS TASK 32.T01, 32.410.

ITEM 1 - MAIN LANDING GEAR WHEEL - REMOVAL AND INSTALLATION, INSPECT/LUBE WHEEL BEARINGS, REPLACE WHEEL BOLTS (REFER TO FIGURES 1 AND 2 ON CARD 32-5)

EQUIPMENT/CONSUMABLES: TORQUE WRENCH 0 TO 400 INCH-POUNDS, GREASE MIL-G-81322, LOCKWIRE, NITROGEN SOURCE A REMOVAL (REFER TO FIGURES 1 AND 2)

NOTE: BE EXTREMELY CAREFUL WHEN REMOVING THE MAIN WHEEL FROM ITS AXLE. DO NOT ALLOW THE WHEEL TO HIT THE SPEED DETECTOR SHAFT. THIS COULD CAUSE MISALIGNMENT OF THE SHAFT AND EVENTUAL FAILURE OF THE SPEED DETECTOR. REMOVAL OF THE SPEED DETECTOR IS RECOMMENDED EACH TIME THE MAIN WHEEL ASSEMBLY IS REMOVED FOR ROUTINE OR NON-ROUTINE MAINTENANCE. INSPECT AXLE INTERIOR AND DETECTOR FOR MOISTURE AND/OR CORROSION AND CORRECT AS REQUIRED. REFER TO WORK COMPLIANCE FORM 32.410.

1. JACK AIRCRAFT. REFER TO WORK COMPLIANCE FORM 32.T01.

PARTS BREAKDOWN

THE FOLLOWING PARTS HAVE BEEN INSTALLED AS A PART OF THE REGULAR OVERHAUL

WORK ORDER NO. 9021 DATE : 08-24-94
CUSTOMER : APRI AVIATION INC ORDER NO. :
ASSEMBLY : MAIN WHEEL ASSEMBLY 5002806-2 S/N JUN88-470

QTY	PART NO.	ITEM
1	RG30	O-RING
1	VC5	CAP
1	C4	CORE
3	9524796	O-RING
1	5000699	PL INSTR
1	5006517	PLATE IDENT

IN ADDITION THE FOLLOWING PARTS WERE REQUIRED TO COMPLETE THE OVERHAUL

QTY	PART NO.	ITEM
2	L305610	BEARING CUP
2	AN960C10	WASHER
2	22FT1032	NUT

INSPECTION AND MAINTENANCE REPORT
AIRCRAFT SPECIALTIES INC.

WORK ORDER NO. 9021
 COMPONENT NAME WHEEL ASSY
 COMPONENT MFG ABS
 1 MAIN WHEEL ASSEMBLY JUN88-470

CUSTOMER APRI AVIATION INC
 CUSTOMER NO.
 COMPONENT PN 5002806-2

INSPECTION REPORT

DESCRIPTION	INSPECTOR	DATE	PROTECTIVE COATING
Preliminary		8-24-94	Preservative ALODINE
Hidden Damage		8-24-94	FINISH IRON WHITE
Eddy Current		8-24-94	TIRE INFORMATION
Zygo		8-24-94	Manufacturer
Magnaflux		8-24-94	Tire Size
Progressive		8-24-94	Tire Serial
Operational		8-24-94	Tire Serial
Final Inspection		8-24-94	Tire Serial
Maint Release		8-24-94	Tire Serial
FAA Form 8010-4			Source

DESCRIPTION OF WORK PERFORMED: OVERHAULED IN ACCORDANCE WITH AP-446

DEVIATION : NONE

TECHNICIAN: _____

DATE: 08-24-94

INSPECTOR:

DATE: 08-24-94

THE COMPONENT IDENTIFIED ABOVE WAS INSPECTED OR REPAIRED IN ACCORDANCE WITH THE CURRENT MANUFACTURER'S TECHNICAL DATA AND FEDERAL AVIATION REGULATIONS AND WAS FOUND AIRWORTHY AND APPROVED FOR RETURN TO SERVICE. PERTINENT DETAILS OF THIS INSPECTION OR REPAIR ARE ON FILE AT THIS AGENCY UNDER

WORK ORDER NO.: 9021

INSPECTOR:

CERT NO. 2371100

DATE: 08-24-94



SERVICEABLE

(COMPONENTS)

M/W

COMPONENT NAME

AB3

MFG. NAME

2908200C

MODEL or TYPE

MAR 90-550

SERIAL No.

REPAIRED O'HAULED TESTED INSPECTED

The aircraft component identified above was repaired and/or inspected in accordance with current regulations of the Federal Aviation Administration and is approved for return to service for the work performed.

Pertinent details of the repair are on file at this repair station under:

OWNER: APRE Aviation INC

WORK ORDER No. 6078 DATE 12/30/92

[Signature]
SIGNED FOR:

AIRCRAFT SPECIALTIES, INC.

3336 South 66th Ave.

Omaha, NE 68106

402-391-5693

1-800-233-0831

FAA Rep. Sta. VT2R252L

TIRE PN :
249K83-3

TIRE SN
20942127

Work performed *IAW AP446*

Zglo test *OK* Eddy current *OK*

Bolts magnafluxed *OK*

Fuse plugs tested *OK*

Bearing cups replaced

IB *yes* OB *yes*

OPERATOR: ED-WES, INC.

WORK COMPLIANCE FORM NO. 32.180

AIRCRAFT NO.: 368

MODEL: 1124A WESTWIND

AIRCRAFT REG.: N368MD

ISSUED 07-88 REV. 08-89

PAGE 1

90134	WORK DUE AT	* = APU HRS.			RECORD TIME WORK ACCOMPLISHED FOR EACH TASK. KEEP TOP COPY FOR YOUR RECORDS. RETURN CARBON COPY TO CSI FOR UPDATING.
32-022	DATE	HOURS	LANDINGS	CYCLES	
29 29					

UNSCHEDULED

WORK ACCOMPLISHED: DATE: MONTH 6 DAY 21 YEAR 93 AIRCRAFT HOURS: 5288 LANDINGS: 3947

TECHNICIAN SIGNATURE: [Signature] CERTIFICATE NUMBER: 560267740

INSPECTED BY: [Signature] KIND OF CERTIFICATE: AP

320671 PART NAME: LEFT MAIN GEAR WHEEL MM 32-40-00 REASON REMOVED: (CHECK ONE) TIME A () FAIL B () WORN C () LOANER D () SCHED CONV E () MOD G () SERVICE K () ENG CHG L () TIRE CHG M () DAMAGED T ()

PART REMOVED: PART NUMBER 5002806-2 SERIAL NUMBER JUN 88-470

PART INSTALLED: PART NUMBER 5002806-2 SERIAL NUMBER MAR 90-550

TIME SINCE NEW: HRS LDGS MOS TIME SINCE OVERHAUL: HRS LDGS MOS

WARRANTY TIME REMAINING: HRS LDGS MOS MAN-HOURS: HRS TENTHS PRICE: \$

- 320676 INSPECT/LUBE LEFT MAIN GEAR WHEEL BEARINGS...MM 32-40-00
- 320686 REPLACE LEFT MAIN WHEEL BOLTS...NO REF.
- R 320678 DYE PENETRANT LEFT WHEEL AXLE...REFER TO WORK COMPLIANCE FORM 32.550
- R 322156 INSPECT/CLEAN LEFT ANTI-SKID DETECTOR...REFER TO WORK COMPLIANCE FORM 32.410A
- R 320691 INSPECT LEFT MAIN GEAR/WELL...REFER TO WORK COMPLIANCE FORM 32.020
- R 322174 OPERATIONAL CHECK ANTI-SKID LIGHTS...REFER TO WORK COMPLIANCE FORM 32.425

320681 PART NAME: LEFT MAIN GEAR TIRE MM 32-40-00 REASON REMOVED: (CHECK ONE) TIME A () FAIL B () WORN C () LOANER D () SCHED CONV E () MOD G () SERVICE K () ENG CHG L () TIRE CHG M () DAMAGED T ()

PART REMOVED: PART NUMBER 249K83-3 SERIAL NUMBER 12062118

PART INSTALLED: PART NUMBER 249K83-3 SERIAL NUMBER 20942127

TIME SINCE NEW: HRS LDGS MOS TIME SINCE OVERHAUL: HRS LDGS MOS

WARRANTY TIME REMAINING: HRS LDGS MOS MAN-HOURS: HRS TENTHS PRICE: \$

320671, 321171

NOTE: THE FOLLOWING ADDITIONAL WCF(S) ARE REQUIRED TO PERFORM THIS TASK 32.T01, 32.410.

ITEM 1 - MAIN LANDING GEAR WHEEL - REMOVAL AND INSTALLATION, INSPECT/LUBE WHEEL BEARINGS, REPLACE WHEEL BOLTS (REFER TO FIGURES 1 AND 2 ON CARD 32-5) EQUIPMENT/CONSUMABLES: TORQUE WRENCH 0 TO 400 INCH-POUNDS, GREASE MIL-G-81322, LOCKWIRE, NITROGEN SOURCE A REMOVAL (REFER TO FIGURES 1 AND 2)

NOTE: BE EXTREMELY CAREFUL WHEN REMOVING THE MAIN WHEEL FROM ITS AXLE. DO NOT ALLOW THE WHEEL TO HIT THE SPEED DETECTOR SHAFT. THIS COULD CAUSE MISALIGNMENT OF THE SHAFT AND EVENTUAL FAILURE OF THE SPEED DETECTOR. REMOVAL OF THE SPEED DETECTOR IS RECOMMENDED EACH TIME THE MAIN WHEEL ASSEMBLY IS REMOVED FOR ROUTINE OR NON-ROUTINE MAINTENANCE. INSPECT AXLE INTERIOR AND DETECTOR FOR MOISTURE AND/OR CORROSION AND CORRECT AS REQUIRED. REFER TO WORK COMPLIANCE FORM 32.410.

1. JACK AIRCRAFT. REFER TO WORK COMPLIANCE FORM 32.T01.

AUTHORIZED PARTS TAG



ATTACHMENT OF THIS TAG CERTIFIES THAT ONLY
PARTS AUTHORIZED BY AIRCRAFT BRAKING SYSTEMS
CORPORATION HAVE BEEN USED IN THIS
ABSC[®] ASSEMBLY.

Repair Station

Mechanic

Date

VT2R252L

 
11-4-93

**CAUTION: REMOVE THIS TAG PRIOR
TO INSTALLATION ON AIRCRAFT**

LOT NO: 0084

USE OF PARTS NOT AUTHORIZED BY ABSC IN AN ABSC PRODUCT CONSTITUTES AN ALTERED OR MODIFIED PRODUCT NULLIFYING ALL WARRANTIES AND RELIEVING ABSC OF ALL PRODUCT LIABILITY FOR THE ALTERED OR MODIFIED PRODUCT.

ANY PERSON PLACING PARTS NOT AUTHORIZED BY ABSC IN AN ABSC PRODUCT MUST, IN ACCORDANCE WITH FAA REGULATIONS, PLACE THE REQUIRED IDENTIFICATION ON THE ALTERED PRODUCT. THE EXISTING ABSC IDENTIFICATIONS ARE NOT VALID FOR ALTERED PRODUCTS.

AIRCRAFT BRAKING SYSTEMS CORPORATION
1204 MASSILLON RD.
AKRON, OHIO 44306-4186

SERVICEABLE

(COMPONENTS)

m/w ASSY

COMPONENT NAME

ABS

MFG. NAME

5002806-2

PART NO.

APC80-747

SERIAL NO.

REPAIRED O'HAULED TESTED INSPECTED

The aircraft component identified above was repaired and/or inspected in accordance with current regulations of the Federal Aviation Administration and is approved for return to service for the work performed.

Pertinent details of the repair are on file at this repair station under:

WORK ORDER NO. 7295

OWNER: APRI Aviation

TECHNICIAN [Signature]

INSPECTOR [Signature] DATE 11-4-23

AIRCRAFT SPECIALTIES, INC.

3336 South 66th Ave.

Omaha, NE 68106

402-391-5693

1-800-233-0831

FAA Rep. Sta. VT2R252L

OPERATOR: ED-WES, INC.

WORK COMPLIANCE FORM NO. 32.180

AIRCRAFT NO.: 368

MODEL: 1124A WESTWIND

CARD NO: 32- 5

AIRCRAFT REG: N388ND

ISSUED 07-88 REV. 08-89

PAGE 1

93176	WORK DUE AT	* = APU HRS			RECORD TIME WORK ACCOMPLISHED FOR EACH TASK. KEEP TOP COPY FOR YOUR RECORDS. RETURN CARBON COPY TO CSI FOR UPDATING.
32-022	DATE	HOURS	LANDINGS	CYCLES	
29 29					

UNSCHEDULED

WORK ACCOMPLISHED: DATE: MONTH 4 DAY 14 YEAR 94 AIRCRAFT HOURS: 5432 LANDINGS: 4094

TECHNICIAN SIGNATURE: [Signature] KIND OF CERTIFICATE & NO.: 560767740
INSPECTED BY: [Signature] KIND OF CERTIFICATE & NO.: ATP

320671 PART NAME: LEFT MAIN GEAR WHEEL MM 32-40-00
REASON REMOVED: (CHECK ONE) TECHNICIAN: [Signature] INSP: [Signature]
TIME A () FAIL B () WORN C () LOANER D () SCHED CONV E () MOD G () SERVICE K () ENG CHG L () TIRE CHG M () DAMAGED T ()

PART REMOVED: PART NUMBER 5002806-2 SERIAL NUMBER: MAR 90-550

PART INSTALLED: PART NUMBER 5002806-2 SERIAL NUMBER: APR 80-747

INSTALLED TSN: HRS LDGS MOS INSTALLED TSO: HRS LDGS MOS

WARRANTY TIME REMAINING: HRS LDGS MOS MAN-HOURS: HRS TENTHS PRICE: \$
SIGNOFF ANY WORK ACCOMPLISHED BELOW.

- 320676 INSPECT/LUBE LEFT MAIN GEAR WHEEL BEARINGS...MM 32-40-00
- 320686 REPLACE LEFT MAIN WHEEL BOLTS...NO REF
- R 320678 DYE PENETRANT LEFT WHEEL AXLE...REFER TO WORK COMPLIANCE FORM 32.550
- R 322156 INSPECT/CLEAN LEFT ANTI-SKID DETECTOR...REFER TO WORK COMPLIANCE FORM 32.410A
- R 320691 INSPECT LEFT MAIN GEAR/WELL...REFER TO WORK COMPLIANCE FORM 32.020
- R 322174 OPERATIONAL CHECK ANTI-SKID LIGHTS...REFER TO WORK COMPLIANCE FORM 32.425

320681 PART NAME: LEFT MAIN GEAR TIRE MM 32-40-00
REASON REMOVED: (CHECK ONE) TECHNICIAN: [Signature] INSP: [Signature]
TIME A () FAIL B () WORN C () LOANER D () SCHED CONV E () MOD G () SERVICE K () ENG CHG L () TIRE CHG M () DAMAGED T ()

PART REMOVED: PART NUMBER 249K83-3 SERIAL NUMBER: 20942127

PART INSTALLED: PART NUMBER 249K83-3 SERIAL NUMBER: 30542402

INSTALLED TSN: HRS LDGS MOS INSTALLED TSO: HRS LDGS MOS

WARRANTY TIME REMAINING: HRS LDGS MOS MAN-HOURS: HRS TENTHS PRICE: \$

320671, 321171

NOTE: THE FOLLOWING ADDITIONAL WCF(S) ARE REQUIRED TO PERFORM THIS TASK 32.T01, 32.410.

ITEM 1 - MAIN LANDING GEAR WHEEL - REMOVAL AND INSTALLATION, INSPECT/LUBE WHEEL BEARINGS, REPLACE WHEEL BOLTS (REFER TO FIGURES 1 AND 2 ON CARD 32-5)
EQUIPMENT/CONSUMABLES: TORQUE WRENCH 0 TO 400 INCH-POUNDS, GREASE MIL-G-81322, LOCKWIRE, NITROGEN SOURCE
A REMOVAL (REFER TO FIGURES 1 AND 2)

NOTE: BE EXTREMELY CAREFUL WHEN REMOVING THE MAIN WHEEL FROM ITS AXLE. DO NOT ALLOW THE WHEEL TO HIT THE SPEED DETECTOR SHAFT, THIS COULD CAUSE MISALIGNMENT OF THE SHAFT AND EVENTUAL FAILURE OF THE SPEED DETECTOR. REMOVAL OF THE SPEED DETECTOR IS RECOMMENDED EACH TIME THE MAIN WHEEL ASSEMBLY IS REMOVED FOR ROUTINE OR NON-ROUTINE MAINTENANCE. INSPECT AXLE INTERIOR AND DETECTOR FOR MOISTURE AND/OR CORROSION AND CORRECT AS REQUIRED. REFER TO WORK COMPLIANCE FORM 32.410.

1. JACK AIRCRAFT. REFER TO WORK COMPLIANCE FORM 32.T01.

PARTS BREAKDOWN

THE FOLLOWING PARTS HAVE BEEN INSTALLED AS A PART OF THE REGULAR OVERHAUL

WORK ORDER NO. 7295 DATE : 11-04-93
CUSTOMER : APRI AVIATION INC ORDER NO.: NONE
ASSEMBLY : MAIN WHEEL ASSEMBLY 5002806-2 S/N APR80-747

QTY	PART NO.	ITEM
1	RG6	O-RING
1	VC5	CAP
1	C4	CORE
3	9524796	ORING
1	5000699	PL INSTR
1	5006821	I D PLATE
1	5548002	ID PLATE TIRE PRESS



TIRE
33341577

SERVICEABLE

(COMPONENTS)

M/W ASSY
COMPONENT NAME

ABS
MFG. NAME

5002806-2
PART No.

MA90-550
SERIAL No.

REPAIRED HAULED TESTED INSPECTED

The aircraft component identified above was repaired and/or inspected in accordance with current regulations of the Federal Aviation Administration and is approved for return to service for work performed.

Pertinent details for this component on file under
WORK ORDER NO. 8467

OWNER APRT

TECHNICIAN [Signature]

INSPECTOR [Signature] DATE 5-5-94

AIRCRAFT SPECIALTIES, INC.
3336 South 66th Ave.
Omaha, NE 68106
402-391-5693
1-800-233-0831
FAA Rep. Sta. VT2R252L

AUTHORIZED PARTS TAG

ATTACHMENT OF THIS TAG CERTIFIES THAT ONLY
PARTS AUTHORIZED BY AIRCRAFT BRAKING SYSTEMS
CORPORATION HAVE BEEN USED IN THIS
ABSC[®] ASSEMBLY.

Repair Station

VT2R252L

Mechanic

AMZ-F

Date

5-5-94

**CAUTION: REMOVE THIS TAG PRIOR
TO INSTALLATION ON AIRCRAFT**

LOT NO: 0105

USE OF PARTS NOT AUTHORIZED BY ABSC IN AN ABSC
PRODUCT CONSTITUTES AN ALTERED OR MODIFIED PRODUCT
NULLIFYING ALL WARRANTIES AND RELIEVING ABSC OF ALL
PRODUCT LIABILITY FOR THE ALTERED OR MODIFIED PRODUCT.

ANY PERSON PLACING PARTS NOT AUTHORIZED BY
ABSC IN AN ABSC PRODUCT MUST, IN ACCORDANCE
WITH FAA REGULATIONS, PLACE THE REQUIRED
IDENTIFICATION ON THE ALTERED PRODUCT.
THE EXISTING ABSC IDENTIFICATIONS ARE NOT
VALID FOR ALTERED PRODUCTS.

AIRCRAFT BRAKING SYSTEMS CORPORATION
1204 MASSILLON RD.
AKRON, OHIO 44306-4186

OPERATOR ED-WES, INC.

WORK COMPLIANCE FORM NO. 32.190

AIRCRAFT NO 368

MODEL: 1124A WESTWIND

CARD NO: 32- 5

AIRCRAFT REG. N368MD

ISSUED 07-88 REV. 08-89

PAGE 1

93235

WORK DUE AT

APU HRS

RECORD TIME WORK ACCOMPLISHED FOR EACH TASK. KEEP TOP COPY FOR YOUR RECORDS. RETURN CARBON COPY TO CSI FOR UPDATING.

32-022

DATE

HOURS

LANDINGS

CYCLES

29-29

UNSCHEDULED

WORK ACCOMPLISHED: DATE: MONTH 7 DAY 20 YEAR 94 AIRCRAFT HOURS: LANDINGS:

TECHNICIAN SIGNATURE: [Signature] KIND OF CERTIFICATE & NO.: 560767240

INSPECTED BY: [Signature] KIND OF CERTIFICATE & NO.: ATP

321171 PART NAME: RIGHT MAIN GEAR WHEEL MM 32-40-00 REASON REMOVED: (CHECK ONE) TIME A () FAIL B () WORN C () LOANER D () SCHEDCONV E () MOD G () SERVICE K () ENG CHG L () TIRE CHG M () DAMAGED T ()

PART REMOVED: PART NUMBER 5002406-2 SERIAL NUMBER: JUN 88-70

PART INSTALLED: PART NUMBER 5002406-2 SERIAL NUMBER: MAR-90-550

INSTALLED TSN: HRS LDGS MOS INSTALLED TSO: HRS LDGS MOS

WARRANTY TIME REMAINING: HRS LDGS MOS MAN-HOURS: HRS TENTHS PRICE: \$ SIGNOFF ANY WORK ACCOMPLISHED BELOW.

321176 INSPECT/LUBE RIGHT MAIN GEAR WHEEL BEARINGS...MM 32-40-00... 321186 REPLACE RIGHT MAIN WHEEL BOLTS...NO REF... R 321178 DYE PENETRANT RIGHT WHEEL AXLE...REFER TO WORK COMPLIANCE FORM 32.550 R 322171 INSPECT/CLEAN RIGHT ANTI-SKID DETECTOR...REFER TO WORK COMPLIANCE FORM 32.410A R 321191 INSPECT RIGHT MAIN GEAR/WELL...REFER TO WORK COMPLIANCE FORM 32.020 R 322174 OPERATIONAL CHECK ANTI-SKID LIGHTS...REFER TO WORK COMPLIANCE FORM 32.425

321181 PART NAME: RIGHT MAIN GEAR TIRE MM 32-40-00 REASON REMOVED: (CHECK ONE) TIME A () FAIL B () WORN C () LOANER D () SCHED CONV E () MOD G () SERVICE K () ENG CHG L () TIRE CHG M () DAMAGED T ()

PART REMOVED: PART NUMBER 249K83-3 SERIAL NUMBER: 30671664

PART INSTALLED: PART NUMBER 249K83-3 SERIAL NUMBER: 33341577

INSTALLED TSN: HRS LDGS MOS INSTALLED TSO: HRS LDGS MOS

WARRANTY TIME REMAINING: HRS LDGS MOS MAN-HOURS: HRS TENTHS PRICE: \$

320671, 321171

NOTE: THE FOLLOWING ADDITIONAL MCF(S) ARE REQUIRED TO PERFORM THIS TASK 32.T01, 32.410.

ITEM 1 - MAIN LANDING GEAR WHEEL - REMOVAL AND INSTALLATION, INSPECT/LUBE WHEEL BEARINGS, REPLACE WHEEL BOLTS (REFER TO FIGURES 1 AND 2 ON CARD 32-5) EQUIPMENT/CONSUMABLES: TORQUE WRENCH 0 TO 400 INCH-POUNDS, GREASE MIL-G-81322, LOCKWIRE, NITROGEN SOURCE A REMOVAL (REFER TO FIGURES 1 AND 2)

NOTE: BE EXTREMELY CAREFUL WHEN REMOVING THE MAIN WHEEL FROM ITS AXLE. DO NOT ALLOW THE WHEEL TO HIT THE SPEED DETECTOR SHAFT. THIS COULD CAUSE MISALIGNMENT OF THE SHAFT AND EVENTUAL FAILURE OF THE SPEED DETECTOR. REMOVAL OF THE SPEED DETECTOR IS RECOMMENDED EACH TIME THE MAIN WHEEL ASSEMBLY IS REMOVED FOR ROUTINE OR NON-ROUTINE MAINTENANCE. INSPECT AXLE INTERIOR AND DETECTOR FOR MOISTURE AND/OR CORROSION AND CORRECT AS REQUIRED. REFER TO WORK COMPLIANCE FORM 32.410.

1. JACK AIRCRAFT. REFER TO WORK COMPLIANCE FORM 32.T01.

PARTS BREAKDOWN

THE FOLLOWING PARTS HAVE BEEN INSTALLED AS A PART OF THE REGULAR OVERHAUL

WORK ORDER NO. 8467 DATE : 05-05-94
CUSTOMER : APRI AVIATION INC ORDER NO. :
ASSEMBLY : MAIN WHEEL ASSEMBLY 5002806-2 S/N MAR90-550

QTY	PART NO.	ITEM
1	RG30	O-RING
1	VC5	CAP
1	C4	CORE
3	9524796	O-RING
1	5000699	PL INSTR
1	5006517	PLATE IDENT

INSPECTION AND MAINTENANCE REPORT
AIRCRAFT SPECIALTIES INC.

WORK ORDER NO. 8467
COMPONENT NAME MAIN WHEEL ASSY
COMPONENT MFG ABS
COMPONENT SN MAR90-550
COMPONENT SN

CUSTOMER: OPR AVIATION INC
CUSTOMER NO.
COMPONENT PN 5002806-2
COMPONENT SN
COMPONENT SN

INSPECTION REPORT

DESCRIPTION	INSPECTOR	DATE	PROTECTIVE COATING
Preliminary	ASI	MAY 05 1994	Preservative
Hidden Damage	ASI	MAY 05 1994	Paint
Eddy Current	ASI	MAY 05 1994	Acrylone 1001
Zyglo	ASI	MAY 05 1994	IRON WHITE
Magnaflux	ASI	MAY 05 1994	TIRE INFORMATION
Progressive	ASI	MAY 05 1994	Manufacturer
Operational	2	MAY 05 1994	Tire Size
Final Inspection	ASI	MAY 05 1994	Tire Serial
Maint Release	ASI	MAY 05 1994	Tire Serial
FAA Form 8010-4	N/A		Tire Serial
			Source

DESCRIPTION OF WORK PERFORMED: overhauled IAW 5002806-2 Manual.

DEVIATION: NONE.

TECHNICIAN: [Signature]
INSPECTOR: [Signature] **ASI 2**

DATE: MAY 05 1994

DATE: MAY 05 1994

THE COMPONENT IDENTIFIED ABOVE WAS INSPECTED OR REPAIRED IN ACCORDANCE WITH THE CURRENT MANUFACTURER'S TECHNICAL DATA AND FEDERAL AVIATION REGULATIONS AND WAS FOUND AIRWORTHY AND APPROVED FOR RETURN TO SERVICE. PERTINENT DETAILS OF THIS INSPECTION OR REPAIR ARE ON FILE AT THIS AGENCY UNDER

WORK ORDER NO.: 8467

INSPECTOR: [Signature] **ASI 1**
CERT NO. 2371100 DATE: MAY 05 1994

SERVICEABLE

(COMPONENTS)

M/W ASSY
COMPONENT NAME

ABS
MFG. NAME

5002806-2
PART NO.

JUN 88-70
SERIAL NO.

REPAIRED O'HAULED TESTED INSPECTED

The aircraft component identified above was repaired and/or inspected in accordance with current regulations of the Federal Aviation Administration and is approved for return to service for the work performed.

Pertinent details of the repair are on file at this repair station under:

WORK ORDER NO. 6880

OWNER: APRI

TECHNICIAN DeTj

INSPECTOR [Signature] **ASI**
2 DATE 7-2-93

AIRCRAFT SPECIALTIES, INC.

3336 South 66th Ave.

Omaha, NE 68106

402-391-5693

1-800-233-0831

FAA Rep. Sta. VT2R252L

AUTHORIZED PARTS TAG

ATTACHMENT OF THIS TAG CERTIFIES THAT ONLY
PARTS AUTHORIZED BY AIRCRAFT BRAKING SYSTEMS
CORPORATION HAVE BEEN USED IN THIS
ABSC[®] ASSEMBLY.

VT2R252L

Repair Station _____

Mechanic _____

Date _____

7-3-91

**CAUTION: REMOVE THIS TAG PRIOR
TO INSTALLATION ON AIRCRAFT**

USE OF PARTS NOT AUTHORIZED BY ABSC IN AN ABSC
PRODUCT CONSTITUTES AN ALTERED OR MODIFIED PRODUCT
NULLIFYING ALL WARRANTIES AND RELIEVING ABSC OF ALL
PRODUCT LIABILITY FOR THE ALTERED OR MODIFIED PRODUCT.

ANY PERSON PLACING PARTS NOT AUTHORIZED BY
ABSC IN AN ABSC PRODUCT MUST, IN ACCORDANCE
WITH FAA REGULATIONS, PLACE THE REQUIRED
IDENTIFICATION ON THE ALTERED PRODUCT.
THE EXISTING ABSC IDENTIFICATIONS ARE NOT
VALID FOR ALTERED PRODUCTS.

AIRCRAFT BRAKING SYSTEMS CORPORATION
1204 MASSILLON RD.
AKRON, OHIO 44306-4186

OPERATOR: ED-WES, INC.

WORK COMPLIANCE FORM NO. 32.190

AIRCRAFT NO.: 368

MODEL: 1124A WESTWIND

CARD NO: 32- 5

AIRCRAFT REG.: N368MD

ISSUED 07-88 REV. 08-89

PAGE 1

92314
32-022
29 29

WORK DUE AT	* = APU HRS	RECORD TIME WORK ACCOMPLISHED FOR EACH TASK. KEEP TOP COPY FOR YOUR RECORDS. RETURN CARBON COPY TO CSI FOR UPDATING.		
DATE	HOURS	LANDINGS	CYCLES	

UNSCHEDULED

WORK ACCOMPLISHED: DATE: MONTH 8 DAY 13 YEAR 93 AIRCRAFT HOURS: 5323 LANDINGS: 3974

TECHNICIAN SIGNATURE: [Signature] KIND OF CERTIFICATE & NO.: 580767740 AP

INSPECTED BY: [Signature] KIND OF CERTIFICATE & NO.: ATP

321171 PART NAME: RIGHT MAIN GEAR WHEEL MM 32-40-00

REASON REMOVED: (CHECK ONE) TECHNICIAN: [Signature] INSP: [Signature]

TIME A () FAIL B () WORN C () LOANER D () SCHED CONV E () MOD G () SERVICE K () ENG CHG L () TIRE CHG M () DAMAGED T ()

PART REMOVED: PART NUMBER 5002806-1 SERIAL NUMBER: APR 80-471

PART INSTALLED: PART NUMBER 5002806-2 SERIAL NUMBER: JUN 88-70

INSTALLED TSN: HRS [Signature] LDGS [Signature] NOS [Signature] INSTALLED TSD: HRS [Signature] LDGS [Signature] NOS [Signature]

WARRANTY TIME REMAINING: HRS [Signature] LDGS [Signature] NOS [Signature] MAN-HOURS: HRS [Signature] TENTHS [Signature] PRICE: \$ [Signature]

SIGNOFF ANY WORK ACCOMPLISHED BELOW.

	TECHNICIAN	INSPECTOR	MAN-HOURS
	HRS	TENTHS	HRS.THS
321176 INSPECT/LUBE RIGHT MAIN GEAR WHEEL BEARINGS...MM 32-40-00.....	<u>[Signature]</u>	<u>[Signature]</u>	
321186 REPLACE RIGHT MAIN WHEEL BOLTS...NO REF.....			
R 321178 DYE PENETRANT RIGHT WHEEL AXLE...REFER TO WORK COMPLIANCE FORM 32.550			
R 322171 INSPECT/CLEAN RIGHT ANTI-SKID DETECTOR...REFER TO WORK COMPLIANCE FORM 32.410A			
R 321191 INSPECT RIGHT MAIN GEAR/WELL...REFER TO WORK COMPLIANCE FORM 32.020			
R 322174 OPERATIONAL CHECK ANTI-SKID LIGHTS...REFER TO WORK COMPLIANCE FORM 32.425			

321181 PART NAME: RIGHT MAIN GEAR TIRE MM 32-40-00

REASON REMOVED: (CHECK ONE) TECHNICIAN: [Signature] INSP: [Signature]

TIME A () FAIL B () WORN C () LOANER D () SCHED CONV E () MOD G () SERVICE K () ENG CHG L () TIRE CHG M () DAMAGED T ()

PART REMOVED: PART NUMBER 249K83-3 SERIAL NUMBER: 20942106

PART INSTALLED: PART NUMBER 249K83-3 SERIAL NUMBER: 30671664

INSTALLED TSN: HRS [Signature] LDGS [Signature] NOS [Signature] INSTALLED TSD: HRS [Signature] LDGS [Signature] NOS [Signature]

WARRANTY TIME REMAINING: HRS [Signature] LDGS [Signature] NOS [Signature] MAN-HOURS: HRS [Signature] TENTHS [Signature] PRICE: \$ [Signature]

320671, 321171

NOTE: THE FOLLOWING ADDITIONAL MCF(S) ARE REQUIRED TO PERFORM THIS TASK 32.T01, 32.410.

ITEM 1 - MAIN LANDING GEAR WHEEL - REMOVAL AND INSTALLATION, INSPECT/LUBE WHEEL BEARINGS, REPLACE WHEEL BOLTS (REFER TO FIGURES 1 AND 2 ON CARD 32-5)

EQUIPMENT/CONSUMABLES: TORQUE WRENCH 0 TO 400 INCH-POUNDS, GREASE MIL-G-81322, LOCKWIRE, NITROGEN SOURCE

A REMOVAL (REFER TO FIGURES 1 AND 2)

NOTE: BE EXTREMELY CAREFUL WHEN REMOVING THE MAIN WHEEL FROM ITS AXLE. DO NOT ALLOW THE WHEEL TO HIT THE SPEED DETECTOR SHAFT. THIS COULD CAUSE MISALIGNMENT OF THE SHAFT AND EVENTUAL FAILURE OF THE SPEED DETECTOR. REMOVAL OF THE SPEED DETECTOR IS RECOMMENDED EACH TIME THE MAIN WHEEL ASSEMBLY IS REMOVED FOR ROUTINE OR NON-ROUTINE MAINTENANCE. INSPECT AXLE INTERIOR AND DETECTOR FOR MOISTURE AND/OR CORROSION AND CORRECT AS REQUIRED. REFER TO WORK COMPLIANCE FORM 32.410.

1. JACK AIRCRAFT. REFER TO WORK COMPLIANCE FORM 32.T01.

SERVICEABLE

(COMPONENTS)

M/W

COMPONENT NAME

ABS

MFG. NAME

5002806-1

MODEL or TYPE

APR 80-471

SERIAL No.

REPAIRED O'HAULED TESTED INSPECTED

The aircraft component identified above was repaired and/or inspected in accordance with current regulations of the Federal Aviation Administration and is approved for return to service for the work performed.

Pertinent details of the repair are on file at this repair station under:

OWNER: McBAIL COMPANY

WORK ORDER No. 5650 DATE 9/17/92

[Signature]
SIGNED FOR:

AIRCRAFT SPECIALTIES, INC.

3336 South 66th Ave.

Omaha, NE 68106

402-391-5693

1-800-233-0831

FAA Rep. Sta. VT2R252L

Work performed

Zglo test OK Eddy current OK

Bolts magnafluxed ~~OK~~ New

Fuse plugs tested OK

Bearing cups replaced

IB NO OB NO

ASI
1

OPERATOR: ED-WEB, INC.

WORK COMPLIANCE FORM NO. 32.190

AIRCRAFT NO.: 368

MODEL: 1124A WESTWIND

CARD NO: 32- 5

AIRCRAFT REG.: N368MD

ISSUED 07-88 REV. 08-89

PAGE 1

92055

WORK DUE AT

* = APU HRS.

RECORD TIME WORK ACCOMPLISHED FOR EACH TASK. KEEP TOP COPY FOR YOUR RECORDS. RETURN CARBON COPY TO CSI FOR UPDATING.

32-022

DATE

HOURS

LANDINGS

CYCLES

29 29

UNSCCHEDULED

WORK ACCOMPLISHED: DATE: MONTH 11 DAY 4 YEAR 92 AIRCRAFT HOURS: 5170 LANDINGS: 3802

TECHNICIAN SIGNATURE: [Signature] KIND OF CERTIFICATE & NO.: 560767740

INSPECTED BY: [Signature] KIND OF CERTIFICATE & NO.: AFP

321171 PART NAME: RIGHT MAIN GEAR WHEEL NM 32-40-00 REASON REMOVED: (CHECK ONE) TIME A () FAIL B () WORN C () LOANER D () SCHED CONV E () MOD G () SERVICE K () ENG CHG L () TIRE CHG M () DAMAGED T ()

PART REMOVED: PART NUMBER 5002806-2 SERIAL NUMBER: MAR 80-550

PART INSTALLED: PART NUMBER 5002806-1 SERIAL NUMBER: APR 80-471

TIME SINCE NEW: HRS LDGS MOB TIME SINCE OVERHAUL: HRS LDGS MOB

WARRANTY TIME REMAINING: HRS LDGS MOB MAN-HOURS: HRS TENTHS PRICE: \$ SIGNOFF ANY WORK ACCOMPLISHED BELOW. TECHNICIAN INSPECTOR MAN-HOURS HRS.THS

- 321176 INSPECT/LUBE RIGHT MAIN GEAR WHEEL BEARINGS...NM 32-40-00
321186 REPLACE RIGHT MAIN WHEEL BOLTS...NO REF
R 321178 DYE PENETRANT RIGHT WHEEL AXLE...REFER TO WORK COMPLIANCE FORM 32.550
R 322171 INSPECT/CLEAN RIGHT ANTI-SKID DETECTOR...REFER TO WORK COMPLIANCE FORM 32.410A
R 321191 INSPECT RIGHT MAIN GEAR/WELL...REFER TO WORK COMPLIANCE FORM 32.020
R 322174 OPERATIONAL CHECK ANTI-SKID LIGHTS...REFER TO WORK COMPLIANCE FORM 32.425

321181 PART NAME: RIGHT MAIN GEAR TIRE NM 32-40-00 REASON REMOVED: (CHECK ONE) TIME A () FAIL B () WORN C () LOANER D () SCHED CONV E () MOD G () SERVICE K () ENG CHG L () TIRE CHG M () DAMAGED T ()

PART REMOVED: PART NUMBER 249K83-3 SERIAL NUMBER: 12042169

PART INSTALLED: PART NUMBER 249K83-3 SERIAL NUMBER: 20942106

TIME SINCE NEW: HRS LDGS MOB TIME SINCE OVERHAUL: HRS LDGS MOB

WARRANTY TIME REMAINING: HRS LDGS MOB MAN-HOURS: HRS TENTHS PRICE: \$

320671, 321171

NOTE: THE FOLLOWING ADDITIONAL WCF(S) ARE REQUIRED TO PERFORM THIS TASK 32.T01, 32.410.

ITEM 1 - MAIN LANDING GEAR WHEEL - REMOVAL AND INSTALLATION, INSPECT/LUBE WHEEL BEARINGS, REPLACE WHEEL BOLTS (REFER TO FIGURES 1 AND 2 ON CARD 32-5)

EQUIPMENT/CONSUMABLES: TORQUE WRENCH 0 TO 400 INCH-POUNDS, GREASE MIL-G-81322, LOCKWIRE, NITROGEN SOURCE A REMOVAL (REFER TO FIGURES 1 AND 2)

NOTE: BE EXTREMELY CAREFUL WHEN REMOVING THE MAIN WHEEL FROM ITS AXLE. DO NOT ALLOW THE WHEEL TO HIT THE SPEED DETECTOR SHAFT. THIS COULD CAUSE MISALIGNMENT OF THE SHAFT AND EVENTUAL FAILURE OF THE SPEED DETECTOR. REMOVAL OF THE SPEED DETECTOR IS RECOMMENDED EACH TIME THE MAIN WHEEL ASSEMBLY IS REMOVED FOR ROUTINE OR NON-ROUTINE MAINTENANCE. INSPECT AXLE INTERIOR AND DETECTOR FOR MOISTURE AND/OR CORROSION AND CORRECT AS REQUIRED. REFER TO WORK COMPLIANCE FORM 32.410.

1. JACK AIRCRAFT. REFER TO WORK COMPLIANCE FORM 32.T01.

5526 MR
4218 L09

SERVICEABLE PART TAG

ITEM DESCRIPTION

Valve

P/N

713025-501

SN

IL-41

REMARKS

Opt + Tested F/A/W

I.T.T.

DRWG AV14A3128

MFR.

S.H.L.

W/O

42533

TSO

DATE

9-20-94

MECH

R-W.

INSP.

Jc

JET SERVICE ENTERPRISES, INC.

P. O. Box 1759

5700 N. Rockwell

Bethany, OK 73008

Telephone (405) 787-1545

FAA Repair Station #AR2R700K

MAINTENANCE RELEASE

The Aircraft appliance identified on reverse side was repaired and inspected in accordance with current regulations of the Federal Aviation Administration and is approved for return to service.

Pertinent details of the repair are on file at this agency

under work order No. 42533

Date 9-20-94

Signed: J.C. Oxford

FAA Repair Station #AR2R700K

Signature of Authorized Individual

JET SERVICE ENTERPRISES, INC.

P.O. BOX 1759 • 5700 N. ROCKWELL
BETHANY, OKLAHOMA 73008
(405) 787-1545

No. 42533

NAME <i>Atlantic Aviation</i>		ORDER WRITTEN BY <i>Ron W.</i>	DATE RECEIVED <i>9-19-94</i>	
CUST. ORD. NO./P.O. <i>88950</i>	DATE REQUIRED	DATE DELIVERED <i>9-20-94</i>	TOTAL LABOR	
PART NAME <i>Gear Selector Valve</i>	MANUFACTURER <i>S.H.L.</i>	PART NUMBER <i>713025-501</i>	S/N <i>IL-41</i>	
ACCESSORY REPAIR ORDER INSTRUCTIONS: <i>OHIT FTST</i>				
			TECH. INSP.	
ITEM	DISCREPANCY:			
<i>1</i>	<i>Oil Rings Bad</i>	<i>R</i>	<i>K</i>	
<i>2</i>	<i>Gash-O-Seal Bad</i>	<i>R</i>	<i>K</i>	
<i>3</i>	<i>Gear uplock poppet leaking</i>	<i>R</i>	<i>K</i>	
CORRECTIVE ACTION:				
<i>1</i>	<i>Replaced Oil Rings</i>	<i>R</i>	<i>K</i>	
<i>2</i>	<i>Replaced Gash-O-Seal</i>	<i>R</i>	<i>K</i>	
<i>3</i>	<i>Replaced poppet + seat (gear uplock)</i>	<i>R</i>	<i>K</i>	
<i>4</i>	<i>OHIT + Tested I/A/W F.T.T. OHIT Maint</i>	<i>R</i>	<i>K</i>	
	<i>Dilwls AV14A-3128</i>	<i>R</i>	<i>K</i>	
THE AIRCRAFT COMPONENT IDENTIFIED ABOVE WAS REPAIRED AND INSPECTED IN ACCORDANCE WITH F.A.R. AND WAS FOUND AIRWORTHY FOR RETURN TO SERVICE. PERTINENT DETAILS OF THE REPAIR ARE ON FILE AT THIS AGENCY. Repair Station Certificate No. AR2R700K SIGNED: <i>J.C. Cofford</i> DATE: <i>9-20-94</i>		INSPECTIONS		
		Preliminary Inspection	<i>R</i>	<i>K</i>
		Hidden Damage Inspection	<i>R</i>	<i>K</i>
		In-Process Inspection	<i>R</i>	<i>K</i>
		Final Inspection	<i>R</i>	<i>K</i>
I hereby authorize the above repair work to be done along with the necessary material and hereby grant you and/or your employees permission to operate the aircraft component herein described for the purpose of testing and/or inspection. An express mechanic's lien is hereby acknowledged on the above aircraft component to secure the amount of repairs thereto. SIGNED X. _____				

OPERATOR: ED-WEST, INC.

WORK COMPLIANCE FORM NO. 32.200

AIRCRAFT NO.: 368

MODEL: 1124A WESTWIND

AIRCRAFT REG.: N368MD

ISSUED 07-88 REV.

PAGE 1

88349	WORK DUE AT	* = APU HRS.			RECORD TIME WORK ACCOMPLISHED FOR EACH TASK. KEEP TOP COPY FOR YOUR RECORDS. RETURN CARBON COPY TO CSI FOR UPDATING.
00-000	DATE	HOURS	LANDINGS	CYCLES	
29 29					

UNSCHEDULED

WORK ACCOMPLISHED: DATE: MONTH 12 DAY 9 YEAR 94 AIRCRAFT HOURS: 5526 LANDINGS: 4218

TECHNICIAN SIGNATURE: [Signature] CERTIFICATE NUMBER: 560767740

INSPECTED BY: [Signature] KIND OF CERTIFICATE: A+P

 321603 PART NAME: GEAR VALVE SELECTOR NO REF [Signature]
 REASON REMOVED: (CHECK ONE) TECHNICIAN: [Signature] INSP: [Signature]
 TIME A () FAIL B () WORN C (X) LOANER D () SCHED CONV E () MOD G () SERVICE K () ENG CHG L () TIRE CHG M () DAMAGED T ()

PART REMOVED: PART NUMBER 4713025 SERIAL NUMBER: 142

PART INSTALLED: PART NUMBER 713025-501 SERIAL NUMBER: IL-41

TIME SINCE NEW: HRS _____ LDGS _____ MDS _____ TIME SINCE OVERHAUL: HRS 0 LDGS _____ MDS _____

WARRANTY TIME REMAINING: HRS _____ LDGS _____ MDS 6 MAN-HOURS: HRS _____ TENTHS _____ PRICE: \$ 1500.00

NO TEXT AVAILABLE AT THIS TIME.

SERVICEABLE PART

Bellone Enterprises, Inc.

FAA Approved Repair Station No. QK3R792L

ACCESSORY

20138 STATE ROAD

CERRITOS, CA 90701

(310) 860-6706 • FAX (310) 860-1606

PART NAME RESERVOIR, PNEUMATIC

PART NO. 36200071

SERIAL NO. 07510 A1

REPAIRED

RECHARGED

HYDROSTATIC TESTED

WEIGHT, LEAK & PRESSURE TESTED

OVERHAULED & CERTIFIED (OHC)

The Aircraft and/or component identified above was repaired and inspected in accordance with Current Federal Aviation Regulations and was found Airworthy for return to service.

Pertinent details of the repair are on file at this Agency under

WORK ORDER NO. 13306

Date JUL 10 1993

SIGNED [Signature]

AUTHORIZED SIGNATURE

CBellone Enterprises, Inc.
20134 State Road
Cerritos, California 90701
(310)860-6706 * FAX (310)860-1606

WORK ORDER NO. =====> 1330
F.A.A. #QK3R792L
D.O.T. #B528
F.A.A. A.D.P. #D-WP-20045-5

INSPECTION AND TEARDOWN REPORT
=====

CUSTOMER: McBain Co / APR1 Aviation
CUSTOMER P.O. #: Verbal Request
Part Number: 36200071
Manufacturer: HTL

Date Received: 7-10-93
Units Received
This P.O. 2
Page 1 of 2

Serial Number: 07510 A1
Description: Emerg gear down

----- CUSTOMER REPORTED DISCREPANCIES -----

Overhaul Req'd....:	_____	Weight and/or Leak Test...:	_____
Hydro Test Due....:	<u>X</u>	Shelf Life Expired.....:	_____
Repair As Nec.....:	_____	Functional Test Due.....:	_____
Recharge.....:	_____	Modify.....:	_____
Other.....:	_____		

----- INITIAL INSPECTION -----

Date of MFG.....:	<u>8-80</u>	DOT/ICC Rating: _____	Full.....:	_____
Last O'haul/Hydro:	<u>8-85</u>	Capacity: <u>UNK</u>	Empty.....:	<u>X</u>
Cartridge Date(s):	<u>N/A</u>	Test Press: <u>3500</u>	Fired...:	_____
ATA Container.....:	<u>Y</u> <u>(D)</u>		Other....:	_____

----- INITIAL INSPECTION ANALYSIS -----

Repairable.....:	<u>(D)</u> N	BER/Scrap.....:	Y	N
Parts Missing....:	<u>None</u>			
Add. Parts Rec'd.:	<u>None</u>			
Exterior Damage..:	<u>None</u>			
Hidden Damage....:	<u>None</u>			
Serviced Per MFG.:	(<u>CFR</u>)	Manual #/Drawing: <u>Title 49</u>	Rev. Date: <u>1993</u>	
Other: _____				

----- CORRECTIVE ACTION -----

Overhauled IAW MFG Specs.....:	_____	Inspect Interior:	<u>X</u>
Repaired IAW MFG Specs.....:	_____	Refinish Ext....:	_____
Hydrostatic Test & Re-Certify.....:	<u>X</u>	Continuity Test.:	_____
Recharge - Wt. and/or Leak Test.....:	_____	Functional Test.:	_____
		No Work Done.....:	_____

Scope of Work: Inspected Hydrostatic Tested @ 3500 psi.

----- MATERIALS REQUIRED -----

Agent: _____ Weight: _____
Pressure Media: _____ Weight: _____ PSI @ 70F: _____

QTY	PART NUMBER	DESCRIPTION	QTY	PART NUMBER	DESCRIPTION
---	-----	-----	---	-----	-----
---	-----	-----	---	-----	-----
---	-----	-----	---	-----	-----
---	-----	-----	---	-----	-----
---	-----	-----	---	-----	-----
---	-----	-----	---	-----	-----
---	-----	-----	---	-----	-----

----- FINAL ANALYSIS -----

Approved For Return To Service (~~Yes~~/No): yes TSO: Continues Rejected: _____

TECHNICIAN: [Signature] DATE: JUL 10 1993 STAMP: [CB 2]

INSPECTOR: [Signature] DATE: JUL 10 1993 STAMP: [CB 1]

----- OTHER COMMENTS -----

OPERATOR: ED-WEB, INC.

REPORT DATE 06/11/93

WORK COMPLIANCE FORM NO.

32.350

AIRCRAFT NO.: 368

MODEL: 1124A WESTWIND

CARD NO: 32-9

AIRCRAFT REG: N368MD

ISSUED 07-88 REV. 01-92

PAGE 1

93162	WORK DUE AT	* = APU HRS			RECORD TIME WORK ACCOMPLISHED FOR EACH TASK. KEEP TOP COPY FOR YOUR RECORDS. RETURN CARBON COPY TO CSI FOR UPDATING.
32-043	DATE	HOURS	LANDINGS	CYCLES	
29 29	07/29/93				

CHECK CURRENT DUE LIST FOR DUE TIME CHANGES

WORK ACCOMPLISHED: DATE: MONTH 7 DAY 12 YEAR 93 AIRCRAFT HOURS: 5293 LANDINGS: 52 ³⁹⁵¹

TECHNICIAN SIGNATURE: [Signature] KIND OF CERTIFICATE & NO: 560767740
INSPECTED BY: [Signature] KIND OF CERTIFICATE & NO: ATP

ONLY THE FOLLOWING WORK IS DUE AT THE TIME(S) NOTED ABOVE:

DUE > 321613 HYDRO T EMER STORAGE BTL MM 32-30-00

321611 PART NAME: () EMERGENCY STORAGE BOTTLE MM 32-30-00

REASON REMOVED: (CHECK ONE) TECHNICIAN: [Signature] INSP: [Signature]

TIME A () FAIL B () WORN C () LOANER D () SCHED CONV E () MOD G () SERVICE KX ENG CHG L () TIRE CHG M () DAMAGED T ()

PART REMOVED: PART NUMBER 3753015-501 SERIAL NUMBER: 07510A1

PART INSTALLED: PART NUMBER 3600071 SERIAL NUMBER: 07510A1

INSTALLED TSM: HRS _____ LDGS _____ MOS _____

WARRANTY TIME REMAINING: HRS _____ LDGS _____ MOS _____ MAN-HOURS: HRS _____ TENTHS _____ PRICE: \$ _____

SIGNOFF ANY WORK ACCOMPLISHED BELOW.

	NO/DAY/YR	TECHNICIAN	INSPECTOR	MAN-HOURS
#321613 HYDROSTATIC CHECK EMERGENCY STORAGE BOTTLE...MM 32-30-00	<u>7/10/93</u>	<u>[Signature]</u>	<u>[Signature]</u>	
RECORD DATE OF HYDROSTATIC CHECK.....				
321615 VISUALLY INSPECT LANDING GEAR BOTTLE...MM 32-30-00.....				
321616 CHECK LANDING GEAR EMERGENCY SYSTEM PRESSURE...12-10-04.....				

NOTE: THE FOLLOWING ADDITIONAL WCF(S) MAY BE REQUIRED TO PERFORM THIS TASK 32.430, 32.T01.

EMERGENCY STORAGE BOTTLE - REMOVAL AND INSTALLATION, HYDROSTATIC CHECK, VISUAL INSPECTION, SERVICE (REFER TO FIGURE 1 ON CARD 32-9)

- A REMOVAL**
1. OPEN FILLER VALVE AND RELEASE NITROGEN PRESSURE FROM NITROGEN STORAGE BOTTLE.
 2. REMOVE MAIN BAGGAGE COMPARTMENT REAR PANEL.
 3. REMOVE AIR CONDITIONING DUCTS, DETECTORS, ELECTRICAL WIRING AND BONDING TO GAIN ACCESS TO STORAGE BOTTLE LOCATED ON BULKHEAD AT STATION 383.00 ON LEFT REAR SIDE.
 4. DISCONNECT AND CAP NITROGEN PRESSURE LINE AT STORAGE BOTTLE SELF OPENING VALVE.
 5. LOOSEN CLAMP AND REMOVE STORAGE BOTTLE.
 6. RECORD PART NUMBER, SERIAL NUMBER AND REASON REMOVED IN SPACE PROVIDED ON PAGE 1.
- B INSTALLATION**
1. OK TO INSTALL. RECORD PART NUMBER, SERIAL NUMBER AND UNIT TIME IN SPACE PROVIDED ON PAGE 1.
 2. INSTALL STORAGE BOTTLE ON BULKHEAD STATION 383.00 AND TIGHTEN CLAMP.
 3. REMOVE CAP AND CONNECT LINE TO STORAGE BOTTLE SELF OPENING VALVE.
 4. CHARGE NITROGEN BOTTLE. REFER TO STEP E.
 5. CHECK FOR NITROGEN PRESSURE LEAKS.
 6. PERFORM LANDING GEAR EMERGENCY EXTENSION SYSTEM OPERATIONAL CHECK. REFER TO WORK COMPLIANCE FORM 32.430. CHARGE EMERGENCY BOTTLE. REFER TO STEP E.
 7. INSTALL AIR CONDITIONING DUCTS, DETECTORS, ELECTRICAL WIRING, AND BONDING.
 8. INSTALL MAIN BAGGAGE COMPARTMENT REAR PANEL.

- 321613
- C HYDROSTATIC CHECK**
1. REMOVE EMERGENCY STORAGE BOTTLE. REFER TO STEP A.

SERVICEABLE

(COMPONENTS)

WW1124 BRAKE

COMPONENT NAME

ABS

MFG. NAME

5002805-3

PART NO.

822

SERIAL NO.

REPAIRED O'HAULED TESTED INSPECTED

The aircraft component identified above was repaired and/or inspected in accordance with current regulations of the Federal Aviation Administration and is approved for return to service for the work performed.

Pertinent details of the repair are on file at this repair station under:

WORK ORDER NO. 7198

OWNER: Asci Aviation Inc.

TECHNICIAN [Signature]

INSPECTOR [Signature] DATE 9-1-93

AIRCRAFT SPECIALTIES, INC.

3336 South 66th Ave.

Omaha, NE 68106

402-391-5693

1-800-233-0831

FAA Rep. Sta. VT2R252L

AUTHORIZED PARTS TAG

ATTACHMENT OF THIS TAG CERTIFIES THAT ONLY
PARTS AUTHORIZED BY AIRCRAFT BRAKING SYSTEMS
CORPORATION HAVE BEEN USED IN THIS
ABSC[®] ASSEMBLY.

Repair Station

Mechanic

Date

VT2R252L



**CAUTION: REMOVE THIS TAG PRIOR
TO INSTALLATION ON AIRCRAFT**

USE OF PARTS NOT AUTHORIZED BY ABSC IN AN ABSC
PRODUCT CONSTITUTES AN ALTERED OR MODIFIED PRODUCT
NULLIFYING ALL WARRANTIES AND RELIEVING ABSC OF ALL
PRODUCT LIABILITY FOR THE ALTERED OR MODIFIED PRODUCT.

ANY PERSON PLACING PARTS NOT AUTHORIZED BY
ABSC IN AN ABSC PRODUCT MUST, IN ACCORDANCE
WITH FAA REGULATIONS, PLACE THE REQUIRED
IDENTIFICATION ON THE ALTERED PRODUCT.
THE EXISTING ABSC IDENTIFICATIONS ARE NOT
VALID FOR ALTERED PRODUCTS.

AIRCRAFT BRAKING SYSTEMS CORPORATION
1204 MASSILLON RD.
AKRON, OHIO 44306-4186

OPERATOR: ED-WES, INC.

WORK COMPLIANCE FORM NO.

32.390

AIRCRAFT NO.: 368

MODEL: 1124A WESTWIND

CARD NO: 32-11

AIRCRAFT REG.: N368MD

ISSUED 07-88 REV. 11-92

PAGE 1

93118	WORK SHEET AT	* = APU HRS.			RECORD TIME WORK ACCOMPLISHED FOR EACH TASK. KEEP TOP COPY FOR YOUR RECORDS. RETURN CARBON COPY TO CSI FOR UPDATING.
32-049	DATE	HOURS	LANDINGS	CYCLES	
29 29					UNSCCHEDULED

WORK ACCOMPLISHED: DATE: MONTH 9 DAY 8 YEAR 93 AIRCRAFT HOURS: 53.35 LANDINGS: 3984

TECHNICIAN SIGNATURE: [Signature] KIND OF CERTIFICATE & NO.: 560787740

INSPECTED BY: [Signature] KIND OF CERTIFICATE & NO.: A/P

 322113 PART NAME: LEFT MAIN GEAR BRAKE ASSEMBLY MM 32-40-00
 REASON REMOVED: (CHECK ONE) TECHNICIAN: [Signature] INSP: [Signature]
 TIME A () FAIL B (X) WRN C () LOANER D () SCHED CONV E () MOD G () SERVICE K () ENG CHG L () TIRE CHG M () DAMAGED T ()

PART REMOVED: PART NUMBER 5002805-3 SERIAL NUMBER: 125427

PART INSTALLED: PART NUMBER 5002805-3 SERIAL NUMBER: 822

INSTALLED TSN: HRS _____ LDGS _____ MOS _____ INSTALLED TSO: HRS 0 LDGS _____ MOS _____

WARRANTY TIME REMAINING: HRS _____ LDGS _____ MOS 6 MAN-HOURS: HRS _____ TENTHS _____ PRICE: \$ _____
 SIGNOFF ANY WORK ACCOMPLISHED BELOW. TECHNICIAN INSPECTOR MAN-HOURS
 HRS.THS

322116 INSPECT/CHECK LEFT BRAKE LININGS...MM 12-10-04.....

 322128 PART NAME: RIGHT MAIN GEAR BRAKE ASSEMBLY MM 32-40-00
 REASON REMOVED: (CHECK ONE) TECHNICIAN: _____ INSP: _____
 TIME A () FAIL B () WRN C () LOANER D () SCHED CONV E () MOD G () SERVICE K () ENG CHG L () TIRE CHG M () DAMAGED T ()

PART REMOVED: PART NUMBER _____ SERIAL NUMBER: _____

PART INSTALLED: PART NUMBER _____ SERIAL NUMBER: _____

INSTALLED TSN: HRS _____ LDGS _____ MOS _____ INSTALLED TSO: HRS _____ LDGS _____ MOS _____

WARRANTY TIME REMAINING: HRS _____ LDGS _____ MOS _____ MAN-HOURS: HRS _____ TENTHS _____ PRICE: \$ _____

 322113, 322128

R NOTE: THE FOLLOWING ADDITIONAL MCF(S) MAY BE REQUIRED TO PERFORM THIS TASK 32.T01, 32.400, 32.180, 32.190.

R MAIN GEAR BRAKE ASSEMBLY - REMOVAL AND INSTALLATION, INSPECT/CHECK (REFER TO ILLUSTRATION ON CARD 32-11)
 EQUIPMENT/CONSUMABLES: TORQUE WRENCH 0 TO 144 INCH-POUNDS, GREASE MIL-G-81322, O-RING P/N 9510672 (AS REQUIRED),
 BOLT P/N NAS6705U8 (AS REQUIRED)

A REMOVAL

1. JACK MAIN WHEEL. REFER TO WORK COMPLIANCE FORM 32.T01.
2. REMOVE MAIN WHEEL. REFER TO WORK COMPLIANCE FORM 32.180, 32.190.

NOTE: RELEASE PARKING BRAKES.

3. DISCONNECT AND CAP HYDRAULIC LINES FROM BRAKE PORTS.
4. REMOVE NUTS, WASHERS AND BOLTS SECURING BRAKE UNIT ASSEMBLY TO TORQUE PLATE.
5. EASE BRAKE UNIT ASSEMBLY OFF AXLE AND REMOVE BRAKE UNIT ASSEMBLY.
6. RECORD PART NUMBER, SERIAL NUMBER AND REASON REMOVED IN SPACE PROVIDED ON PAGE 1.

B INSTALLATION

1. OK TO INSTALL. RECORD PART NUMBER, SERIAL NUMBER AND UNIT TIME IN SPACE PROVIDED ON PAGE 1.

INSPECTION AND MAINTENANCE REPORT
AIRCRAFT SPECIALTIES INC.

WORK ORDER NO. 7198
COMPONENT NAME BRAKE ASSY
COMPONENT MFG ABS
COMPONENT SN 822
COMPONENT SN

CUSTOMER APRI AVIATION INC
CUSTOMER NO.
COMPONENT PN 5002805-3
COMPONENT SN
COMPONENT SN

09-01-1993 INSPECTION REPORT

~~TOTAL~~ ~~PRESSURE~~ ~~STATIONARY~~ ~~BACK~~
~~BRAKE~~ ~~PLATE~~ ~~PLATE~~ ~~PLATE~~

DESCRIPTION	INSPECTOR	DATE	PROTECTIVE COATING
1 BAC 111 (2601240)		1552.07	191.24 382.48
Preliminary		9-1-93	Preservative
Hidden Damage		9/1/93	Finish <u>ALUMINUM</u>
Eddy Current		9/1/93	<u>IRON WHITE</u>
Zyglo		9/1/93	TIRE INFORMATION
Magnaflux		9/1/93	Manufacturer
Progressive		9-1-93	Tire Size
Operational		9-1-93	Tire Serial
Final Inspection		9-1-93	Tire Serial
Maint Release		9-1-93	Tire Serial
FAA Form 8010-4		N/A	Source

DESCRIPTION OF WORK PERFORMED: overhauled J.A.W. AP447 MANUAL.

DEVIATION none this overhaul period

TECHNICIAN: DATE: 9/1/93
INSPECTOR: DATE: 9-1-93

THE COMPONENT IDENTIFIED ABOVE WAS INSPECTED OR REPAIRED IN ACCORDANCE WITH THE CURRENT MANUFACTURER'S TECHNICAL DATA AND FEDERAL AVIATION REGULATIONS AND WAS FOUND AIRWORTHY AND APPROVED FOR RETURN TO SERVICE. PERTINENT DETAILS OF THIS INSPECTION OR REPAIR ARE ON FILE AT THIS AGENCY UNDER

WORK ORDER NO.: 7198
INSPECTOR:
CERT NO. 2371100 DATE: 9-1-93

SERVICEABLE

(COMPONENTS)

BRAKE
COMPONENT NAME

ABS
MFG. NAME

5002805-3
MODEL or TYPE

R1234
SERIAL No.

REPAIRED O'HAULED TESTED INSPECTED

The aircraft component identified above was repaired and/or inspected in accordance with current regulations of the Federal Aviation Administration and is approved for return to service for the work performed.

Pertinent details of the repair are on file at this repair station under:

OWNER: McBail COMPANY

WORK ORDER No. 6570 DATE 4/10/93


SIGNED FOR:

AIRCRAFT SPECIALTIES, INC.

3336 South 66th Ave.

Omaha, NE 68106

402-391-5693

1-800-233-0831

FAA Rep. Sta. VT2R252L

Work performed
In Accordance With:
Hardware Tested :
Springs Tested :
Grip Tubes Tested :
Torque Tube NDT :
Disk NDT & Repad :
Housing Tested :
Seal Kit Installed :
Pressure Tested :

AP447



AUTHORIZED PARTS TAG

ATTACHMENT OF THIS TAG CERTIFIES THAT ONLY
PARTS AUTHORIZED BY AIRCRAFT BRAKING SYSTEMS
CORPORATION HAVE BEEN USED IN THIS
ABSC[®] ASSEMBLY

Repair Station _____

Mechanic _____

Date _____

VT2R252L

ASI

2

4-15-93

**CAUTION: REMOVE THIS TAG PRIOR
TO INSTALLATION ON AIRCRAFT**

USE OF PARTS NOT AUTHORIZED BY ABSC IN AN ABSC
PRODUCT CONSTITUTES AN ALTERED OR MODIFIED PRODUCT
· NULLIFYING ALL WARRANTIES AND RELIEVING ABSC OF ALL
PRODUCT LIABILITY FOR THE ALTERED OR MODIFIED PRODUCT.

ANY PERSON PLACING PARTS NOT AUTHORIZED BY
ABSC IN AN ABSC PRODUCT MUST, IN ACCORDANCE
WITH FAA REGULATIONS, PLACE THE REQUIRED
IDENTIFICATION ON THE ALTERED PRODUCT.
THE EXISTING ABSC IDENTIFICATIONS ARE NOT
VALID FOR ALTERED PRODUCTS.

AIRCRAFT BRAKING SYSTEMS CORPORATION
1204 MASSILLON RD.
AKRON, OHIO 44306-4186

OPERATOR: ED-WES, INC.

WORK COMPLIANCE FORM NO.

32.390

AIRCRAFT NO.: 368

MODEL: 1124A WESTWIND

CARD NO: 32-11

AIRCRAFT REG.: N368MD

ISSUED 07-88 REV. 11-92

PAGE 1

92329

WORK DUE AT

* = APU HRS.

RECORD TIME WORK ACCOMPLISHED FOR EACH TASK. KEEP TOP COPY FOR YOUR RECORDS. RETURN CARBON COPY TO CSI FOR UPDATING.

32-049

DATE

HOURS

LANDINGS

CYCLES

29 29

UNSCHEDULED

WORK ACCOMPLISHED: DATE: MONTH 4 DAY 22 YEAR 93 AIRCRAFT HOURS: 5267 LANDINGS: 3917

TECHNICIAN SIGNATURE: [Signature] KIND OF CERTIFICATE & NO.: 560767740

INSPECTED BY: [Signature] KIND OF CERTIFICATE & NO.: AD

322113 PART NAME: LEFT MAIN GEAR BRAKE ASSEMBLY MM 32-40-00

REASON REMOVED: (CHECK ONE) TIME A () FAIL B () WORN C () LOANER D () SCHED CONV E () MOD G () SERVICE K () ENG CHG L () TIRE CHG M () DAMAGED T ()

PART REMOVED: PART NUMBER SERIAL NUMBER:

PART INSTALLED: PART NUMBER SERIAL NUMBER:

INSTALLED TSN: HRS LDGS MOS INSTALLED TSO: HRS LDGS MOS

WARRANTY TIME REMAINING: HRS LDGS MOS MAN-HOURS: HRS TENTHS PRICE: \$

SIGNOFF ANY WORK ACCOMPLISHED BELOW.

TECHNICIAN INSPECTOR MAN-HOURS HRS.THS

322116 INSPECT/CHECK LEFT BRAKE LININGS...MM 12-10-04

322128 PART NAME: RIGHT MAIN GEAR BRAKE ASSEMBLY MM 32-40-00

REASON REMOVED: (CHECK ONE) TIME A () FAIL B () WORN C (X) LOANER D () SCHED CONV E () MOD G () SERVICE K () ENG CHG L () TIRE CHG M () DAMAGED T ()

PART REMOVED: PART NUMBER 5002805-3 SERIAL NUMBER: SEP 81-162

PART INSTALLED: PART NUMBER 5002805-3 SERIAL NUMBER: R 1234

INSTALLED TSN: HRS LDGS MOS INSTALLED TSO: HRS LDGS MOS

WARRANTY TIME REMAINING: HRS LDGS MOS 6 MAN-HOURS: HRS TENTHS PRICE: \$ 3100.00

322113, 322128

R NOTE: THE FOLLOWING ADDITIONAL WCF(S) MAY BE REQUIRED TO PERFORM THIS TASK 32.T01, 32.400, 32.180, 32.190.

R MAIN GEAR BRAKE ASSEMBLY - REMOVAL AND INSTALLATION, INSPECT/CHECK (REFER TO ILLUSTRATION ON CARD 32-11) EQUIPMENT/CONSUMABLES: TORQUE WRENCH 0 TO 144 INCH-POUNDS, GREASE MIL-G-81322, O-RING P/N 9510672 (AS REQUIRED), BOLT P/N NAS6705U8 (AS REQUIRED)

A REMOVAL

- 1. JACK MAIN WHEEL. REFER TO WORK COMPLIANCE FORM 32.T01.
2. REMOVE MAIN WHEEL. REFER TO WORK COMPLIANCE FORM 32.180, 32.190.

NOTE: RELEASE PARKING BRAKES.

- 3. DISCONNECT AND CAP HYDRAULIC LINES FROM BRAKE PORTS.
4. REMOVE NUTS, WASHERS AND BOLTS SECURING BRAKE UNIT ASSEMBLY TO TORQUE PLATE.
5. EASE BRAKE UNIT ASSEMBLY OFF AXLE AND REMOVE BRAKE UNIT ASSEMBLY.
6. RECORD PART NUMBER, SERIAL NUMBER AND REASON REMOVED IN SPACE PROVIDED ON PAGE 1.

B INSTALLATION

- 1. OK TO INSTALL. RECORD PART NUMBER, SERIAL NUMBER AND UNIT TIME IN SPACE PROVIDED ON PAGE 1.

NOTE: NEW BOLTS P/N NAS6705U8, POST SERVICE LETTER NO.MW-24103, MUST BE INSPECTED AT EACH BRAKE OVERHAUL USING DYE CHECK FOR ZYGLO INSPECTION METHOD. ANY BOLTS EXHIBITING CRACKS, STRIPPED OR CROSSED THREADS OR ANY

OPERATOR: ED-WES, INC.

WORK COMPLIANCE FORM NO. 32.540

AIRCRAFT NO.: 368

MODEL: 1124A WESTWIND

AIRCRAFT REG.: NJ68MD

ISSUED 12-88 REV. 03-91

PAGE 1

91115	WORK DUE AT			* = APU HRS.	RECORD TIME WORK ACCOMPLISHED FOR EACH TASK. KEEP TOP COPY FOR YOUR RECORDS. RETURN CARBON COPY TO CSI FOR UPDATING.	
32-066	DATE	HOURS	LANDINGS	CYCLES		
29 29					UNSCHEDULED	

WORK ACCOMPLISHED: DATE: MONTH 8 DAY 10 YEAR 94 AIRCRAFT HOURS: 5476 LANDINGS: 4158

TECHNICIAN SIGNATURE: [Signature] CERTIFICATE NUMBER: 560767740

INSPECTED BY: [Signature] KIND OF CERTIFICATE: APP

	TECHNICIAN	INSPECTOR	MAN-HOURS
	<u>[Signature]</u>	<u>[Signature]</u>	HRS. THS

R 320118 INSPECT/LUBRICATE NOSE GEAR UPPER/LOWER STRUT BEARINGS BODY...SL WW-2491 R1
 R 950911 SL WW-2491 REVISION 1

 320118

NOTE: THE FOLLOWING ADDITIONAL WCF(S) ARE REQUIRED TO PERFORM THIS TASK 32.040, 32.050, 32.430, 32.460.

R INSPECT/LUBRICATE UPPER AND LOWER OUTER STRUT BODY BEARINGS (REFER TO FIGURE 2 ON CARD 32-16)
 EQUIPMENT/CONSUMABLES: SANDPAPER 360 GRIT WET/DRY, ALODINE 1200, GREASE MIL-G-21164C, RETAINING NUT P/N 910.003.59,
 R O-RING P/N NAS1611-235, SCRAPER P/N 932875, DC-4 (DOW CORNING) OR MIL-5606 HYDRAULIC FLUID,
 TORQUE WRENCH CAPABLE OF 0 TO 180 INCH-POUNDS, SEALANT RTV-106

NOTE: CHECK NOSE LANDING GEAR STRUT IDENTIFICATION PLATE FOR STRUT MODEL AND SERIAL NUMBER. IF SHL SERIAL NUMBER IS IL 94 OR ABOVE AND MODEL E IS MARKED ON THE PLATE, PROCEED TO STEP 4. OTHERWISE, PROCEED AS FOLLOWS:

1. REMOVE INNER BODY OF NOSE STRUT FROM OUTER BODY AS FOLLOWS:
 - A. REMOVE NOSE LANDING GEAR ASSEMBLY FROM AIRCRAFT. REFER TO WORK COMPLIANCE FORM 32.050.
 - B. REMOVE VALVE CAP FROM AIR FILLER VALVE AND ROTATE OUTER NUT ON VALVE BODY COUNTERCLOCKWISE SLOWLY TO COMPLETELY DEFLATE SHOCK STRUT.
 - C. REMOVE SAFETY WIRE, LOCKING SCREW AND LOCKING PLUG SECURING BEARING RETAINING NUT ON TOP OF OUTER BODY ASSEMBLY.
 - D. REMOVE BEARING RETAINING NUT FROM INNER BODY ASSEMBLY.
 - E. REMOVE RETAINER RING AND UPPER OUTER BODY BEARING.
 - F. DRAW OUTER BODY ASSEMBLY FROM INNER BODY ASSEMBLY.
 - G. REMOVE LOWER OUTER BODY BEARING AND FELT WIPER.
2. CAREFULLY RADIUS THE TOP EDGES OF THE INNER BODY WITH 360 GRIT WET/DRY SANDPAPER TO A RADIUS OF .039 TO .059 INCHES. REFER TO FIGURE 2, DETAIL D.

R NOTE: A RADIUS IS REQUIRED TO PREVENT DAMAGE OF NEW SEAL SCRAPER WHEN IT IS SLIPPED OVER THE INNER BODY WHILE INSTALLED IN BEARING RETAINER NUT.

3. TREAT AREA WHERE INNER BODY HAS BEEN RADIUSSED WITH ALODINE 1200.
4. REMOVE INNER BODY OF NOSE STRUT FROM OUTER BODY. REFER TO STEP 1.
- R 5. REMOVE BEARING SEAL AND RETAINER FROM ONE SIDE OF UPPER BEARING, (REFER TO FIGURE 2, DETAIL B). LOWER BEARING R SHOULD NOT BE DISASSEMBLED. INSPECT BOTH BEARINGS FOR EVIDENCE OF MOISTURE OR CORROSION.

NOTE: DEFECTIVE BEARINGS MUST BE REPLACED. LEAVE OFF SEAL AND RETAINER FROM ONE SIDE OF UPPER BEARING ONLY OR REMOVE SEAL AND RETAINER FROM ONE SIDE OF NEW UPPER BEARING BEFORE REASSEMBLY.

6. THOROUGHLY CLEAN BEARINGS AND LUBRICATE WITH GREASE MIL-G-21164C.

NOTE: REFER TO FIGURE 2 DURING STRUT REASSEMBLY.

7. INSTALL LOWER BEARING WIPER AND LOWER BEARING ON INNER BODY.
8. HAND PACK AREA BETWEEN UPPER AND LOWER BEARINGS ON BOTH INNER AND OUTER BODIES WITH GREASE MIL-G-21164C. AREA MUST BE FULL OF GREASE WHEN STRUT IS ASSEMBLED.
9. SLIDE INNER BODY UP INTO OUTER BODY, WIPE OFF EXCESS GREASE, AND INSTALL UPPER BEARING AND RETAINING RING. ENSURE THAT SIDE OF BEARING WITH SEAL AND SEAL RETAINER REMOVED IS DOWN.

OPERATOR: ED-WES, INC.

WORK COMPLIANCE FORM NO. 32.540

AIRCRAFT NO.: 368

MODEL: 1124A WESTWIND

(CONTINUED)

AIRCRAFT REG.: N368MD

ISSUED 12-88 REV. 03-91

PAGE 2

91115 32-066 29 29	WORK DUE AT				* = APU HRS.	RECORD TIME WORK ACCOMPLISHED FOR EACH TASK. KEEP TOP COPY FOR YOUR RECORDS. RETURN CARBON COPY TO CSI FOR UPDATING.
	DATE	HOURS	LANDINGS	CYCLES		
						UNSCHEDULED

R10. ASSEMBLE NEW RETAINING NUT P/N 910.003.59, O-RING P/N NAB1611-235, AND SCRAPER P/N 832875 (REFER TO FIGURE 2, DETAIL A). LUBRICATE O-RING AND SCRAPER WITH DC-4 (DOW CORNING) OR MIL-3606 HYDRAULIC FLUID BEFORE INSTALLATION.

11. INSTALL RETAINING NUT ASSEMBLY AND TORQUE 150 + OR -30 INCH-POUNDS THEN SECURE WITH LOCKSCREW.

12. CHECK NOSE STRUT FOR FREEDOM OF ROTATION FROM LEFT TO RIGHT BEFORE SAFETYING LOCKSCREW.

13. APPLY A BEAD OF SEALANT RTV-106 AROUND RETAINING NUT THREAD LINE (REFER TO FIGURE 2, DETAIL C), AND WIPE SMOOTH WITH FINGER OR PLASTIC SCRAPER.

R

14. INSTALL NOSE LANDING GEAR ASSEMBLY ON AIRCRAFT. REFER TO WORK COMPLIANCE FORM 32.050.

15. SERVICE SHOCK STRUT. REFER TO WORK COMPLIANCE FORM 32.040.

16. PERFORM LANDING GEAR OPERATIONAL CHECK (NORMAL RETRACTION AND FREE FALL EXTENSION). REFER TO WORK COMPLIANCE FORM 32.430 AND 32.460.

17. RECORD INSPECTION/LUBRICATION COMPLIED WITH IN SPACE PROVIDED ON PAGE 1.

P/N: 910-003-59

AJC: P03252

AASSO; 2403

FAA-PMA

ASTRA JET CORP

~~1121~~, 1121A, 1121B
1123, 1124, 1124A, ~~1124B~~



UPS# 038979

WAYBILL# 31745701

MAIL: P.O. BOX 747
IVORYTON, CT 06442
SHIP: ESSEX INDUSTRIAL PARK
ESSEX, CT 06426

SHIP: ESSEX INDUSTRIAL PARK
ESSEX, CT 06426

(203) 767-8211 • TELEX 4942754 • SITA BOLVTXD • FAX (203) 767-2918

SHIP TO

Astra Jet Corporation
4 Independence Way
Accounts Payable
Princeton, NJ 08540-6620
USA

Astra Jet Corporation
77 McCullough Drive
South Gate Industrial Center
New Castle, DE 19720

SOLD TO

ORDER DATE	PAGE
07/01/94	1

2 1 1
2 0 0
2 0 0
2

OUR ORDER	DATE SHIPPED	CUSTOMER NO.	LOC.	SLSMN.	CUSTOMER P.O.	WAYBILL	SHIP VIA	COL/PPD
261725	07/21/94	ASTJE	CT	009	MK4489	31745701	UPS REGULAR	PREPAID

QTY. ORDERED	QTY. SHIPPED	U/M	CUSTOMER PART NO.	DESCRIPTION	HSTC NO.
50	50	EA	S9413-113	PACKING VALTEC FAA/PMA VL1003GA1-113	
72	72	EA	S9413-015	PACKING VALTEC FAA/PMA VL1003GA1-015	
50	50	EA	NAS1612-6	PACKING	
15	15	EA	NAS1611-235	PACKING	
50	50	EA	MS28773-06	RETAINER	

DO NOT DISCARD

THESE COMMODITIES HAVE SPECIFIC EXPORT RESTRICTIONS. EXPORT OR DIVERSION WITHOUT VALIDATED LICENSE MAY BE CONTRARY TO U.S. LAW
Valtec Aircraft Supply hereby certifies that all materials used in the manufacture of parts called for on this purchase order conform to the material specifications indicated in drawings or specifications as called for on the said purchase order. We also certify that test reports are on file with us or with our suppliers for examination and indicate conformance with applicable specification requirements. To the best of our knowledge the enclosed parts have not been subjected to extreme stress or heat.

Valtec Aircraft Supply

NADCAP ACCREDITED TO AEROSPACE STANDARD AS 7103 LEVEL A

S.A. Gibbons - Neff
S.A. Gibbons - Neff Receiving Inspection Supervisor



Returns of merchandise, claims for damages or shortages must be with our permission and within 30 days of receipt of goods. All returns subject to 15% handling charge if unused, in good condition and in original container. Standard Terms and Conditions set forth on the reverse side of this Acknowledgement shall apply to and govern the sale of goods hereunder and supersede any provision inconsistent therewith unless in writing.

SHIPMENT - Seller reserves the right of over or under shipment of goods manufactured to Buyer's order but not exceeding 10% of the quantity ordered. The total price shall be adjusted to reflect the increase or decrease in quantity.

TOTAL CTNS

CERTIFICATION

ASTRA JET CORP
77 MCCULLOUGH DRIVE
SOUTHGATE INDUSTRIAL CENTER - SUITE 11
NEW CASTLE DE 19720

DATE: 8/09/94

PACKING LIST

ORDER NUMBER: 10994
SALESMAN: LINDA J. DEMARCO

CUSTOMER NUMBER 100540
CUSTOMER ORDER NUMBER: VBL ARNOLD

SOLD TO: APRI AVIATION INC.
1450 SALLY RIDE DRIVE
ATTN: ARNOLD PETERSON
CONCORD, CA 94520

SHIP TO: APRI AVIATION INC.
1450 SALLY RIDE DRIVE
ATTN: ARNOLD PETERSON
CONCORD, CA 94520

SHIP VIA: SEE BELOW

FREIGHT ACCOUNT:



REMARKS: PLEASE SHIP WITH SO# 10985

LI	PART NUMBER	DESCRIPTION	SHIP QTY	STAT
001E	910-003-59	RETAINING NUT	1.00	SHIP
	ORDERED: 1.00	TOTAL SHIPPED: 1.00	B/O: 0.00	SER NO:
	LOCATION: NF01CJ			
2E	NAS1611-235	O-RING	1.00	SHIP
	ORDERED: 1.00	TOTAL SHIPPED: 1.00	B/O: 0.00	SER NO:
	LOCATION: NE06FF			
003E	S32875	SCRAPPER	1.00	SHIP
	ORDERED: 1.00	TOTAL SHIPPED: 1.00	B/O: 0.00	SER NO:
	LOCATION: NC08FF			

DIM 18 X 13 FRT CHG _____ AB# 921-8226-744
SHIPPED BY [Signature] DATE 8-9-94 WEIGHT _____

AJC certifies that the products in this shipment have been inspected and are in compliance with the applicable drawings and specifications of the approved manufacturers. Copies of supplier certifications are on file.

Shipped w/
JG 10985

1. Country מדינת ישראל STATE OF ISRAEL		2. <input type="checkbox"/> Conformity <input checked="" type="checkbox"/> Airworthiness				3. Certificate Ref No. MK 04402		
4. Organization ISRAEL AIRCRAFT INDUSTRIES BEN GURION INT'L AIRPORT TEL AVIV, ISRAEL						5. Work Order/Contract/Invoice 105901		
6. Item		7. Description		8. Part No.	9. Eligibility *	10. Qty.	11. Serial/Batch No.	12. Status/Work
1		SCRAPPER 		S32875	1125	50	LOT-60988 LOT-36386	NEW
13. Remarks								
14. New Parts: Certifies that the part(s) identified above except as otherwise specified in block 13 was (were) manufactured/inspected in accordance with the airworthiness regulations of the stated country and/or in the case of parts to be exported with the approved design data and with the notified special requirements of the importing country.					15. Used Parts: Certifies that the work specified above except as otherwise specified in block 13 was carried out in accordance with the airworthiness regulations of the stated country and the notified special requirements of the importing country and in respect to that work, the part(s) is(are) in condition for safe operation and considered ready for release to service. (over)			
16. Signature 					19. Issued by or on behalf of the Civil Aviation Administration of Israel (CAAI). CAAI-DMIR AE-135			
17. Name (typed or printed) JERRY SHINEFIELD				18. Date 7/16/94				

jk
JUL 15 1994

AUTHORIZED RELEASE CERTIFICATE
APPROVAL TAG:
USER/INSTALLER RESPONSIBILITIES

It is important to understand that the existence of this Document alone does not automatically constitute authority to install the part/component/assembly.

Where the user/installer works in accordance with the national regulations of an Airworthiness Authority different than the Airworthiness Authority of the country specified in block 1 it is essential that the user/installer ensures that his/her Airworthiness Authority accepts parts/components/assemblies from the Airworthiness Authority of the country specified in block 1.

Statements 14 and 15 do not constitute installation certification. In all cases the aircraft maintenance record must contain an installation certification issued in accordance with the national regulation by the user/installer before the aircraft may be flown.

OPERATOR: ED-WEB, INC.

REPORT DATE 05/12/93

WORK COMPLIANCE FORM NO.

32.340

AIRCRAFT NO.: 368

MODEL: 1124A WESTWIND

CARD NO: 32-16

AIRCRAFT REG.: N368MD

ISSUED 12-88 REV. 03-91

PAGE 1

93132	WORK DUE AT	* = APU HRS			RECORD TIME WORK ACCOMPLISHED FOR EACH TASK. KEEP TOP COPY FOR YOUR RECORDS. RETURN CARBON COPY TO CSI FOR UPDATING.
32-066	DATE	HOURS	LANDINGS	CYCLES	
29 29	06/19/93	6078			

CHECK CURRENT DUE LIST FOR DUE TIME CHANGES

WORK ACCOMPLISHED: DATE: MONTH 6 DAY 24 YEAR 93 AIRCRAFT HOURS: 5288 LANDINGS: 3947

TECHNICIAN SIGNATURE: [Signature] KIND OF CERTIFICATE & NO: 560767740

INSPECTED BY: [Signature] KIND OF CERTIFICATE & NO: A7P

THE FOLLOWING WORK IS DUE AT THE TIME(S) NOTED ABOVE:

	TECHNICIAN	INSPECTOR	MAN-HOURS
			HRS. THIS
R 320118 INSPECT/LUBRICATE NOSE GEAR UPPER/LOWER STRUT BEARINGS BODY...BL WW-2491 R1	<u>[Signature]</u>	<u>[Signature]</u>	
R 950911 BL WW-2491 REVISION 1			
320118			

NOTE: THE FOLLOWING ADDITIONAL MCF(S) ARE REQUIRED TO PERFORM THIS TASK 32.040, 32.050, 32.430, 32.460.

R INSPECT/LUBRICATE UPPER AND LOWER OUTER STRUT BODY BEARINGS (REFER TO FIGURE 2 ON CARD 32-16)
 EQUIPMENT/CONSUMABLES: SANDPAPER 360 GRIT WET/DRY, ALODINE 1200, GREASE MIL-G-21164C, RETAINING NUT P/N 910.003.59,
 R O-RING P/N NAS1611-235, SCRAPER P/N 832875, DC-4 (BOW CORNING) OR MIL-5606 HYDRAULIC FLUID,
 TORQUE WRENCH CAPABLE OF 0 TO 180 INCH-POUNDS, SEALANT RTV-106

NOTE: CHECK NOSE LANDING GEAR STRUT IDENTIFICATION PLATE FOR STRUT MODEL AND SERIAL NUMBER. IF SHL SERIAL NUMBER IS IL 94 OR ABOVE AND MODEL E IS MARKED ON THE PLATE, PROCEED TO STEP 4. OTHERWISE, PROCEED AS FOLLOWS:

1. REMOVE INNER BODY OF NOSE STRUT FROM OUTER BODY AS FOLLOWS:
 - A. REMOVE NOSE LANDING GEAR ASSEMBLY FROM AIRCRAFT. REFER TO WORK COMPLIANCE FORM 32.050.
 - B. REMOVE VALVE CAP FROM AIR FILLER VALVE AND ROTATE OUTER NUT ON VALVE BODY COUNTERCLOCKWISE SLOWLY TO COMPLETELY DEFLATE SHOCK STRUT.
 - C. REMOVE SAFETY WIRE, LOCKING SCREW AND LOCKING PLUG SECURING BEARING RETAINING NUT ON TOP OF OUTER BODY ASSEMBLY.
 - D. REMOVE BEARING RETAINING NUT FROM INNER BODY ASSEMBLY.
 - E. REMOVE RETAINER RING AND UPPER OUTER BODY BEARING.
 - F. DRAW OUTER BODY ASSEMBLY FROM INNER BODY ASSEMBLY.
 - G. REMOVE LOWER OUTER BODY BEARING AND FELT WIPER.
2. CAREFULLY RADIUS THE TOP EDGES OF THE INNER BODY WITH 360 GRIT WET/DRY SANDPAPER TO A RADIUS OF .039 TO .059 INCHES. REFER TO FIGURE 2, DETAIL D.

R NOTE: A RADIUS IS REQUIRED TO PREVENT DAMAGE OF NEW SEAL SCRAPER WHEN IT IS SLIPPED OVER THE INNER BODY WHILE INSTALLED IN BEARING RETAINER NUT.

3. TREAT AREA WHERE INNER BODY HAS BEEN RADIUSSED WITH ALODINE 1200.
4. REMOVE INNER BODY OF NOSE STRUT FROM OUTER BODY. REFER TO STEP 1.
- R 5. REMOVE BEARING SEAL AND RETAINER FROM ONE SIDE OF UPPER BEARING, (REFER TO FIGURE 2, DETAIL B). LOWER BEARING
 R SHOULD NOT BE DISASSEMBLED. INSPECT BOTH BEARINGS FOR EVIDENCE OF MOISTURE OR CORROSION.

NOTE: DEFECTIVE BEARINGS MUST BE REPLACED. LEAVE OFF SEAL AND RETAINER FROM ONE SIDE OF UPPER BEARING ONLY OR REMOVE SEAL AND RETAINER FROM ONE SIDE OF NEW UPPER BEARING BEFORE REASSEMBLY.

6. THOROUGHLY CLEAN BEARINGS AND LUBRICATE WITH GREASE MIL-G-21164C.

NOTE: REFER TO FIGURE 2 DURING STRUT REASSEMBLY.

7. INSTALL LOWER BEARING WIPER AND LOWER BEARING ON INNER BODY.
8. HAND PACK AREA BETWEEN UPPER AND LOWER BEARINGS ON BOTH INNER AND OUTER BODIES WITH GREASE MIL-G-21164C. AREA MUST BE FULL OF GREASE WHEN STRUT IS ASSEMBLED.
9. SLIDE INNER BODY UP INTO OUTER BODY, WIPE OFF EXCESS GREASE, AND INSTALL UPPER BEARING AND RETAINING RING. ENSURE

OPERATOR: ED-WEB, INC.
 AIRCRAFT NO.: 368
 AIRCRAFT REG.: N368MD

REPORT DATE 01/13/94
 MODEL: 1124A WESTWIND
 ISSUED 12-88 REV. 06-92

WORK COMPLIANCE FORM NO. 32-570
 CARD NO: 32-16
 PAGE 1

94013 32-069 29 29	* = APU HRS.			RECORD TIME WORK ACCOMPLISHED FOR EACH TASK. KEEP TOP COPY FOR YOUR RECORDS. RETURN CARBON COPY TO CSI FOR UPDATING.
	WORK DUE AT DATE	HOURS	LANDINGS	
		5470		

CHECK CURRENT DUE LIST FOR DUE TIME CHANGES

WORK ACCOMPLISHED: DATE: MONTH 1 DAY 10 YEAR 94 AIRCRAFT HOURS: 5476 LANDINGS: 4158

TECHNICIAN SIGNATURE: [Signature] KIND OF CERTIFICATE & NO: 560767740

INSPECTED BY: [Signature] KIND OF CERTIFICATE & NO: AIP

THE FOLLOWING WORK IS DUE AT THE TIME(S) NOTED ABOVE:

	TECHNICIAN	INSPECTOR	MAN-HOURS HRS.THS
R 320607 LUBRICATE LEFT HAND ACTUATOR BOLTS...MM 5-20-04/SL WW-2494.....	<u>[Signature]</u>	<u>[Signature]</u>	
R 950941 (SL WW-2494) REVISION 2			
R 321107 LUBRICATE RIGHT HAND ACTUATOR BOLTS...MM 5-20-04/SL WW-2494.....	<u>[Signature]</u>	<u>[Signature]</u>	
R 950942 (SL WW-2494) REVISION 2			

320607, 321107			

R NOTE: THE FOLLOWING ADDITIONAL WCF(S) MAY BE REQUIRED TO PERFORM THIS TASK 32.T01, 32.T03, 32.230.

- INSPECT/LUBRICATE MAIN LANDING GEAR ACTUATING BOLTS (SERVICE LETTER NO.WW-2494) (REFER TO FIGURE 1 ON CARD 32-16)
- R EQUIPMENT/CONSUMABLES: TORQUE WRENCH 0 - 900 INCH-POUNDS, GREASE MIL-G-81322, MOLYKOTE 106 OR EVERLUBE 620, LPS-2 OR WD-40, BOLTS (P/N NAS6206-20D) 4 EACH, BOLTS (P/N NAS6210-38) 4 EACH, BUSHINGS (P/N ED13185-1) 8 EACH, BUSHINGS (P/N 4A105C11) 4 EACH
- R 1. TURN OFF BATTERY AND ELECTRIC MASTER SWITCHES AND ASSURE EXTERNAL POWER IS NOT CONNECTED TO AIRCRAFT.
 - R 2. DEplete MAIN HYDRAULIC SYSTEM PRESSURE.
 - R 3. JACK AIRCRAFT (REFER TO WORK COMPLIANCE FORM 32.T01).
 - R 4. REMOVE AND DISCARD BOLTS P/N NAS464-10LA-38 (UNPLATED) FROM INBOARD END OF ACTUATING CYLINDER TO MLG UPPER STRUT BODY LUGS IN FOUR PLACES (2 ON EACH MLG). SEE FIGURE 1.
 - R 5. IF BOLTS WERE DIFFICULT TO REMOVE, CHECK FOR EVIDENCE OF CORROSION IN THE MLG UPPER STRUT BODY LUG HOLES. CLEAN OUT CORROSION AS REQUIRED AND ASSURE THAT HOLE DOES NOT EXCEED 0.626 INCH DIAMETER.
 - R 6. WITH BOLTS REMOVED AT UPPER STRUT BODY LUGS CHECK THAT ACTUATING CYLINDERS WILL ROTATE FREELY ON THE OUTBOARD BOLT WHERE IT ATTACHES TO THE UPPER SIDE BRACE. SEE FIGURE 1.
 - R 7. THE FOLLOWING STEPS MAY BE ACCOMPLISHED IF FRICTION IS DISCOVERED IN STEP 6:
 - R A. LUBRICATE BOLTS AND PIVOT AREAS WITH LPS-2 OR WD-40 AND REMOVE BOLTS P/N NAS464P6-L20 THAT SECURE ACTUATING CYLINDERS TO UPPER SIDE BRACE ASSEMBLIES.
 - R B. CHECK UPPER SIDE BRACE ASSEMBLY HOLES FOR CORROSION.
 - R (1) CORRODED HOLES MAY BE CLEANED AND HAVE CADMIUM PLATING RENEWED BY BRUSH CADMIUM PROCESS.
 - R (2) NEW BUSHINGS P/N ED13185-1 MUST BE INSTALLED IF HOLES ARE BADLY CORRODED OR I.D. IS INCREASED BY CLEANING OUT CORROSION.
 - R C. CHECK ACTUATING CYLINDER HOLES FOR CORROSION WHERE THEY ATTACH TO UPPER SIDE BRACE ASSEMBLY.
 - R (1) CORRODED HOLES MAY BE CLEANED AND HAVE FILM LUBRICATION RENEWED BY APPLYING MOLYKOTE 106 OR EVERLUBE 620.
 - R (2) NEW BUSHINGS P/N 4A105C11 MUST BE INSTALLED IF HOLES ARE BADLY CORRODED OR I.D. IS INCREASED BY CLEANING OUT CORROSION.
 - R D. CORRODED BOLTS MUST BE REPLACED WITH NEW BOLTS P/N NAS6206-20D.
 - R (1) LUBRICATE BOLTS WITH MIL-G-81322 GREASE BEFORE INSTALLATION.
 - R (2) REATTACH ACTUATING CYLINDERS TO UPPER SIDE BRACE ASSEMBLIES. TIGHTEN ATTACH BOLT NUTS FINGER TIGHT, THEN TURN TO NEXT CASTELLATION AND SAFETY WITH COTTER PIN.
 - R 8. CHECK ACTUATING CYLINDER ROD ENDS P/N MS21242-C-10K WHERE THEY ATTACH TO THE MLG UPPER STRUT BODY LUGS, FOR CONDITION.
 - R A. REPLACE DEFECTIVE ROD ENDS.
 - R B. IF ROD END IS BEING REPLACED ACCOMPLISH PRELOAD ADJUSTMENT (REFER TO WORK COMPLIANCE FORM 32.230).
 - R 9. REATTACH ACTUATING CYLINDER INBOARD END TO MLG UPPER STRUT LUG AS FOLLOWS:
 - R A. REPLACE BOLTS REMOVED IN STEP 4 WITH NEW CADMIUM PLATED BOLTS P/N NAS6210-38. COAT BOLTS AND MLG UPPER STRUT BODY LUG HOLES WITH MIL-G-81322 BEFORE REASSEMBLY.
 - R B. SECURE ACTUATORS WITH NEW BOLTS, WASHERS AND NUTS. TORQUE ALUMINUM NUTS (MS20364D1018) AND/OR STEEL NUTS (MS21245-10) TO 270-300 IN LBS.

OPERATOR: ED-WES, INC.

REPORT DATE 01/13/94

WORK COMPLIANCE FORM NO.

32.570

AIRCRAFT NO.: 368

MODEL: 1124A WESTWIND (CONTINUED)

CARD NO: 32-16

AIRCRAFT REG.: N368MD

ISSUED 12-88 REV. 06-92

PAGE 2

94013 32-069 29 29	WORK DUE AT			* = APU HRS.	RECORD TIME WORK ACCOMPLISHED FOR EACH TASK. KEEP TOP COPY FOR YOUR RECORDS. RETURN CARBON COPY TO CSI FOR UPDATING.
	DATE	HOURS	LANDINGS		
		5470			CHECK CURRENT DUE LIST FOR DUE TIME CHANGES

R10. ACCOMPLISH GEAR RETRACTION. (REFER TO WORK COMPLIANCE FORM 32.T03).

R11. REMOVE AIRCRAFT FROM JACKS (REFER TO WORK COMPLIANCE FORM 32.T01) AND RETURN TO SERVICE.

R12. RECORD INSPECTION COMPLIED WITH IN SPACE PROVIDED ON PAGE 1.

313 132-5

OPERATOR: ED-WEST, INC.

WORK COMPLIANCE FORM NO.

AIRCRAFT NO.: 368

MODEL: 1124A WESTWIND

AIRCRAFT REG.: N368MD

PAGE 1

88349

WORK DUE AT	* = APU HRS		
DATE	HOURS	LANDINGS	CYCLES
29 29			

RECORD TIME WORK ACCOMPLISHED FOR EACH TASK. KEEP TOP COPY FOR YOUR RECORDS. RETURN CARBON COPY TO CSI FOR UPDATING.

UNSCHEDULED

COMPONENT UPDATE:

WORK ACCOMPLISHED: DATE: MONTH DAY YEAR AIRCRAFT HOURS: LANDINGS:

TECHNICIAN SIGNATURE: CERTIFICATE NUMBER:

INSPECTED BY: KIND OF CERTIFICATE:

CODE: PART NAME:

REASON REMOVED: (CHECK ONE)

TIME A () FAIL B () WORN C () LOANER D () SCHED CONV E () MOD G () SERVICE K () ENG CHG L () TIRE CHG M () DAMAGED T ()

PART REMOVED: PART NUMBER SERIAL NUMBER:

PART INSTALLED: PART NUMBER SERIAL NUMBER:

TIME SINCE NEW: HRS LDGS NOS TIME SINCE OVERHAUL: HRS LDGS NOS

WARRANTY TIME REMAINING: HRS LDGS NOS MAN-HOURS: HRS TENTHS PRICE: \$

REMARKS:

SERVICE/INSPECTION UPDATE:

WORK ACCOMPLISHED: DATE: MONTH 8 DAY 10 YEAR 94 AIRCRAFT HOURS: 5476 LANDINGS: 4154

TECHNICIAN SIGNATURE: CERTIFICATE NUMBER: 580767740

INSPECTED BY: KIND OF CERTIFICATE: A+P

CODE	JOB DESCRIPTION	TECHNICIAN	INSPECTOR	MAN-HOURS HRS. THS
		Ⓟ	Ⓟ	

REMARKS: REPLACES NOSE STEERING SUPPORT PN 313132-5 (STIFFENER) WITH NEW.

AUTHORIZED RELEASE CERTIFICATE
APPROVAL TAG:
USER/INSTALLER RESPONSIBILITIES

It is important to understand that the existence of this Document alone does not/ automatically constitute authority to install the part/component/assembly.

Where the user/installer works in accordance with the national regulations of an Airworthiness Authority different than the Airworthiness Authority of the country specified in block 1 it is essential that the user/installer ensures that his/her Airworthiness Authority accepts parts/components/assemblies from the Airworthiness Authority of the country specified in block 1.

Statements 14 and 15 do not constitute installation certification. In all cases the aircraft maintenance record must contain an installation certification issued in accordance with the national regulation by the user/installer before the aircraft may be flown.

OPERATOR: ED-WES, INC.

REPORT DATE 09/14/93

WORK COMPLIANCE FORM NO.

33.100A

AIRCRAFT NO: 368

MODEL: 1124A WESTWIND

CARD NO: 33- 4

AIRCRAFT REG N368MD

ISSUED 07-88 REV. 07-91

PAGE 1

93257	WORK SHEET	APU HRS.	RECORD TIME WORK ACCOMPLISHED FOR EACH TASK. KEEP TOP COPY FOR YOUR RECORDS. RETURN CARBON COPY TO CSI FOR UPDATING.		
33-010	DATE	HOURS	LANDINGS	CYCLES	
29 29	10/14/93	5444			CHECK CURRENT DUE LIST FOR DUE TIME CHANGES

WORK ACCOMPLISHED: DATE: MONTH 10 DAY 14 YEAR 93 AIRCRAFT HOURS: 5350 LANDINGS: 4003

TECHNICIAN SIGNATURE: [Signature] KIND OF CERTIFICATE & NO: 560767740

INSPECTED BY: [Signature] KIND OF CERTIFICATE & NO: AP

***** THE FOLLOWING WORK IS DUE AT THE TIME(S) NOTED ABOVE: *****

330228	CHARGE EMERGENCY LIGHT BATTERY...MM 12-10-06.....	TECHNICIAN	INSPECTOR	MAN-HOURS
				HRS. THS
330228	CHARGE EMERGENCY LIGHT BATTERY (REFER TO ILLUSTRATION ON CARD 33-4)	<u>[Signature]</u>	<u>[Signature]</u>	

NOTE: 1. CHARGING ONLY PERTAINS TO AIRCRAFT WITH NICKEL-CADMIUM BATTERY INSTALLED.
 2. THE NICKEL-CADMIUM BATTERY MUST BE RECHARGED AT INTERVALS SPECIFIED IN CHAPTER 5-20-02 AND WHENEVER THE EMERGENCY LIGHTS HAVE BEEN OPERATED FROM THE BATTERY MORE THAN ONE HOUR.

1. REMOVE BATTERY AS FOLLOWS:
 - A. DISCONNECT ELECTRICAL POWER FROM AIRCRAFT.
 - B. REMOVE SCREWS SECURING COVER AND REMOVE COVER.
 - C. PRESS IN AND ROTATE LAMPS COUNTERCLOCKWISE IN SOCKET AND REMOVE LAMPS.
 - D. REMOVE SCREWS SECURING BATTERY COVER AND REMOVE COVER AND BATTERY.
2. DISCHARGE BATTERY AT THE RATE OF 250 MA UNTIL THE VOLTAGE DROPS TO 22 VOLTS.
3. CHARGE THE BATTERY AT THE RATE OF 120 MA FOR 14 HOURS. AFTER 14 HOURS THE VOLTAGE MUST BE BETWEEN 28 AND 29 VOLTS.
4. CARRY OUT CHARGING AT ROOM TEMPERATURE.
5. INSTALL BATTERY AS FOLLOWS:
 - A. INSTALL BATTERY AND BATTERY COVERS. SECURE WITH SCREWS.
 - B. PRESS AND ROTATE LAMP CLOCKWISE IN SOCKET.
 - C. INSTALL COVER AND SECURE WITH SCREWS.
6. RECORD CHARGING COMPLIED WITH IN SPACE PROVIDED ON PAGE 1.

OPERATOR: ED-WES, INC.

REPORT DATE 08/12/92

WORK COMPLIANCE FORM NO.

33.100A

AIRCRAFT NO.: 368

MODEL: 1124A WESTWIND

CARD NO: 33- 4

AIRCRAFT REG.: N368MD

ISSUED 07-88 REV. 07-91

PAGE 1

92225	WORK DUE AT		* = APU HRS		RECORD TIME WORK ACCOMPLISHED FOR EACH TASK. KEEP TOP COPY FOR YOUR RECORDS. RETURN CARBON COPY TO CSI FOR UPDATING.
33-010	DATE	HOURS	LANDINGS	CYCLES	
29 29	10/08/92	5274			CHECK CURRENT DUE LIST FOR DUE TIME CHANGES

WORK ACCOMPLISHED: DATE: MONTH 10 DAY 6 YEAR 92 AIRCRAFT HOURS: 3792 LANDINGS: 3792

TECHNICIAN SIGNATURE: [Signature] KIND OF CERTIFICATE & NO: 560767740

INSPECTED BY: [Signature] KIND OF CERTIFICATE & NO: A+P

 THE FOLLOWING WORK IS DUE AT THE TIME(S) NOTED ABOVE: TECHNICIAN INSPECTOR MAN-HOURS

330228 CHARGE EMERGENCY LIGHT BATTERY...MM 12-10-06..... HRS. THIS

330228
 CHARGE EMERGENCY LIGHT BATTERY (REFER TO ILLUSTRATION ON CARD 33-4)

NOTE: 1. CHARGING ONLY PERTAINS TO AIRCRAFT WITH NICKEL-CADMIUM BATTERY INSTALLED.
 2. THE NICKEL-CADMIUM BATTERY MUST BE RECHARGED AT INTERVALS SPECIFIED IN CHAPTER 5-20-02
 AND WHENEVER THE EMERGENCY LIGHTS HAVE BEEN OPERATED FROM THE BATTERY MORE THAN ONE HOUR.

1. REMOVE BATTERY AS FOLLOWS:
 - A. DISCONNECT ELECTRICAL POWER FROM AIRCRAFT.
 - B. REMOVE SCREWS SECURING COVER AND REMOVE COVER.
 - C. PRESS IN AND ROTATE LAMPS COUNTERCLOCKWISE IN SOCKET AND REMOVE LAMPS.
 - D. REMOVE SCREWS SECURING BATTERY COVER AND REMOVE COVER AND BATTERY.
2. DISCHARGE BATTERY AT THE RATE OF 250 MA UNTIL THE VOLTAGE DROPS TO 22 VOLTS.
3. CHARGE THE BATTERY AT THE RATE OF 120 MA FOR 14 HOURS. AFTER 14 HOURS THE VOLTAGE MUST BE BETWEEN 28 AND 29 VOLTS.
4. CARRY OUT CHARGING AT ROOM TEMPERATURE.
5. INSTALL BATTERY AS FOLLOWS:
 - A. INSTALL BATTERY AND BATTERY COVERS. SECURE WITH SCREWS.
 - B. PRESS AND ROTATE LAMP CLOCKWISE IN SOCKET.
 - C. INSTALL COVER AND SECURE WITH SCREWS.
6. RECORD CHARGING COMPLIED WITH IN SPACE PROVIDED ON PAGE 1.

OPERATOR: ED-WES, INC.

WORK COMPLIANCE FORM NO. 33.100

AIRCRAFT NO.: 368

MODEL: 1124A WESTWIND

CARD NO: 33- 4

AIRCRAFT REG.: N368MD

ISSUED 07-88 REV. 07-91

PAGE 1

91248	WORK DUE AT		* = APU HRS.		RECORD TIME WORK ACCOMPLISHED FOR EACH TASK. KEEP TOP COPY FOR YOUR RECORDS. RETURN CARBON COPY TO CSI FOR UPDATING.
33-009	DATE	HOURS	LANDINGS	CYCLES	
29 29					

UNSCHEDULED

WORK ACCOMPLISHED: DATE: MONTH 1 DAY 13 YEAR 94 AIRCRAFT HOURS: 53.95 LANDINGS: 403.8

TECHNICIAN SIGNATURE: [Signature] CERTIFICATE NUMBER: 560767740

INSPECTED BY: [Signature] KIND OF CERTIFICATE: AP

330226 PART NAME: EMERGENCY LIGHT BATTERY NM 33-30-00
 REASON REMOVED: (CHECK ONE) TECHNICIAN: _____ INSP: _____
 TIME A () FAIL B () WORN C () LOANER D () SCHED CONV E () MOD G () SERVICE K () ENG CHG L () TIRE CHG M () DAMAGED T ()

PART REMOVED: PART NUMBER _____ SERIAL NUMBER: _____

PART INSTALLED: PART NUMBER _____ SERIAL NUMBER: _____

TIME SINCE NEW: HRS _____ LDGS _____ MOS _____ TIME SINCE OVERHAUL: HRS _____ LDGS _____ MOS _____

WARRANTY TIME REMAINING: HRS _____ LDGS _____ MOS _____ MAN-HOURS: HRS _____ TENTHS _____ PRICE: \$ _____
 SIGNOFF ANY WORK ACCOMPLISHED BELOW. TECHNICIAN _____ INSPECTOR _____ MAN-HOURS _____ HRS.THS _____

330228 CHARGE EMERGENCY LIGHT BATTERY...NM 12-10-06.....

- 330226
 EMERGENCY LIGHT BATTERY - REMOVAL AND INSTALLATION, CHARGE (REFER TO ILLUSTRATION ON CARD 33-4)
- A REMOVAL (REFER TO ILLUSTRATION)**
1. DISCONNECT ELECTRICAL POWER FROM AIRCRAFT.
 2. REMOVE SCREWS SECURING COVER AND REMOVE COVER.
 3. PRESS IN AND ROTATE LAMPS COUNTERCLOCKWISE IN SOCKET AND REMOVE LAMPS.
 4. REMOVE SCREWS SECURING BATTERY COVER AND REMOVE COVER AND BATTERY.
 5. RECORD PART NUMBER, SERIAL NUMBER AND REASON REMOVED IN SPACE PROVIDED ON PAGE 1.
- B INSTALLATION**
1. OK TO INSTALL. RECORD PART NUMBER, SERIAL NUMBER AND UNIT TIME IN SPACE PROVIDED ON PAGE 1.
 2. INSTALL BATTERY AND BATTERY COVERS. SECURE WITH SCREWS.
 3. PRESS AND ROTATE LAMP CLOCKWISE IN SOCKET.
 4. INSTALL COVER AND SECURE WITH SCREWS.

330228
 C CHARGE EMERGENCY LIGHT BATTERY

NOTE: 1. CHARGING ONLY PERTAINS TO AIRCRAFT WITH NICKEL-CADMIUM BATTERY INSTALLED.
 2. THE NICKEL-CADMIUM BATTERY MUST BE RECHARGED AT INTERVALS SPECIFIED IN CHAPTER 3-20-02 AND WHENEVER THE EMERGENCY LIGHTS HAVE BEEN OPERATED FROM THE BATTERY MORE THAN ONE HOUR.

1. REMOVE BATTERY. REFER TO STEP A.
2. DISCHARGE BATTERY AT THE RATE OF 250 MA UNTIL THE VOLTAGE DROPS TO 22 VOLTS.
3. CHARGE THE BATTERY AT THE RATE OF 120 MA FOR 14 HOURS. AFTER 14 HOURS THE VOLTAGE MUST BE BETWEEN 28 AND 29 VOLTS.
4. CARRY OUT CHARGING AT ROOM TEMPERATURE.
5. INSTALL BATTERY. REFER TO STEP B.
6. RECORD CHARGING COMPLIED WITH IN SPACE PROVIDED ON PAGE 1.

OPERATOR: ED-WES, INC.
 AIRCRAFT NO.: 368
 AIRCRAFT REG.: N368MD

REPORT DATE 02/12/92
 MODEL: 1124A WESTWIND
 ISSUED 07-88 REV. 07-91

WORK COMPLIANCE FORM NO. 33.100A
 CARD NO: 33-4

PAGE 1

92043 33-010 29 29	WORK DUE AT				RECORD TIME WORK ACCOMPLISHED FOR EACH TASK. KEEP TOP COPY FOR YOUR RECORDS. RETURN CARBON COPY TO CSI FOR UPDATING.
	DATE	HOURS	LANDINGS	CYCLES	
	03/14/92	5148			CHECK CURRENT DUE LIST FOR DUE TIME CHANGES

WORK ACCOMPLISHED: DATE: MONTH 4 DAY 3 YEAR 92 AIRCRAFT HOURS: 5072 LANDINGS: 3701

TECHNICIAN SIGNATURE: [Signature] KIND OF CERTIFICATE & NO: 560767740

INSPECTED BY: [Signature] KIND OF CERTIFICATE & NO: HP

 THE FOLLOWING WORK IS DUE AT THE TIME(S) NOTED ABOVE: TECHNICIAN INSPECTOR MAN-HOURS
HRS.THS

330228 CHARGE EMERGENCY LIGHT BATTERY...MM 12-10-06..... [Signature] [Signature]

330228
 CHARGE EMERGENCY LIGHT BATTERY (REFER TO ILLUSTRATION ON CARD 33-4)

NOTE: 1. CHARGING ONLY PERTAINS TO AIRCRAFT WITH NICKEL-CADMIUM BATTERY INSTALLED.
 2. THE NICKEL-CADMIUM BATTERY MUST BE RECHARGED AT INTERVALS SPECIFIED IN CHAPTER 5-20-02 AND WHENEVER THE EMERGENCY LIGHTS HAVE BEEN OPERATED FROM THE BATTERY MORE THAN ONE HOUR.

1. REMOVE BATTERY AS FOLLOWS:
 - A. DISCONNECT ELECTRICAL POWER FROM AIRCRAFT.
 - B. REMOVE SCREWS SECURING COVER AND REMOVE COVER.
 - C. PRESS IN AND ROTATE LAMPS COUNTERCLOCKWISE IN SOCKET AND REMOVE LAMPS.
 - D. REMOVE SCREWS SECURING BATTERY COVER AND REMOVE COVER AND BATTERY.
2. DISCHARGE BATTERY AT THE RATE OF 250 MA UNTIL THE VOLTAGE DROPS TO 22 VOLTS.
3. CHARGE THE BATTERY AT THE RATE OF 120 MA FOR 14 HOURS. AFTER 14 HOURS THE VOLTAGE MUST BE BETWEEN 28 AND 29 VOLTS.
4. CARRY OUT CHARGING AT ROOM TEMPERATURE.
5. INSTALL BATTERY AS FOLLOWS:
 - A. INSTALL BATTERY AND BATTERY COVERS. SECURE WITH SCREWS.
 - B. PRESS AND ROTATE LAMP CLOCKWISE IN SOCKET.
 - C. INSTALL COVER AND SECURE WITH SCREWS.
6. RECORD CHARGING COMPLIED WITH IN SPACE PROVIDED ON PAGE 1.

OPERATOR: ED-WES, INC.

REPORT DATE 05/11/92

WORK COMPLIANCE FORM NO. 33.100A

AIRCRAFT NO.: 368

MODEL: 1124A WESTWIND

CARD NO: 33- 4

AIRCRAFT REG.: N368MD

ISSUED 07-88 REV. 07-91

PAGE 1

92132

WORK DUE AT

* = APU HRS

RECORD TIME WORK ACCOMPLISHED FOR EACH TASK. KEEP TOP COPY FOR YOUR RECORDS. RETURN CARBON COPY TO CSI FOR UPDATING.

33-010

DATE

HOURS

LANDINGS

CYCLES

29 29

07/03/92

5222

CHECK CURRENT DUE LIST FOR DUE TIME CHANGES

WORK ACCOMPLISHED: DATE: MONTH 7 DAY 8 YEAR 92 AIRCRAFT HOURS: 5124 LANDINGS: 3746

TECHNICIAN SIGNATURE: [Signature] KIND OF CERTIFICATE & NO: 560767740

INSPECTED BY: [Signature] KIND OF CERTIFICATE & NO: A7P

THE FOLLOWING WORK IS DUE AT THE TIME(S) NOTED ABOVE:

TECHNICIAN	INSPECTOR	MAN-HOURS
		HRS. THS

330228 CHARGE EMERGENCY LIGHT BATTERY...MM 12-10-06.....

330228

CHARGE EMERGENCY LIGHT BATTERY (REFER TO ILLUSTRATION ON CARD 33-4)

- NOTE: 1. CHARGING ONLY PERTAINS TO AIRCRAFT WITH NICKEL-CADMIUM BATTERY INSTALLED.
 R 2. THE NICKEL-CADMIUM BATTERY MUST BE RECHARGED AT INTERVALS SPECIFIED IN CHAPTER 5-20-02
 R AND WHENEVER THE EMERGENCY LIGHTS HAVE BEEN OPERATED FROM THE BATTERY MORE THAN ONE HOUR.

1. REMOVE BATTERY AS FOLLOWS:
 - A. DISCONNECT ELECTRICAL POWER FROM AIRCRAFT.
 - B. REMOVE SCREWS SECURING COVER AND REMOVE COVER.
 - C. PRESS IN AND ROTATE LAMPS COUNTERCLOCKWISE IN SOCKET AND REMOVE LAMPS.
 - D. REMOVE SCREWS SECURING BATTERY COVER AND REMOVE COVER AND BATTERY.
2. DISCHARGE BATTERY AT THE RATE OF 250 MA UNTIL THE VOLTAGE DROPS TO 22 VOLTS.
3. CHARGE THE BATTERY AT THE RATE OF 120 MA FOR 14 HOURS. AFTER 14 HOURS THE VOLTAGE MUST BE BETWEEN 28 AND 29 VOLTS.
4. CARRY OUT CHARGING AT ROOM TEMPERATURE.
5. INSTALL BATTERY AS FOLLOWS:
 - A. INSTALL BATTERY AND BATTERY COVERS. SECURE WITH SCREWS.
 - B. PRESS AND ROTATE LAMP CLOCKWISE IN SOCKET.
 - C. INSTALL COVER AND SECURE WITH SCREWS.
6. RECORD CHARGING COMPLIED WITH IN SPACE PROVIDED ON PAGE 1.

OPERATOR: ED-WEB, INC.

REPORT DATE 03/11/93

WORK COMPLIANCE FORM NO.

33.100A

AIRCRAFT NO.: 368

MODEL: 1124A WESTWIND

CARD NO: 33- 4

AIRCRAFT REG.: N368MD

ISSUED 07-88 REV. 07-91

PAGE 1

93070

WORK DUE AT

* = APU HRS

RECORD TIME WORK ACCOMPLISHED FOR EACH TASK. KEEP TOP COPY FOR YOUR RECORDS. RETURN CARBON COPY TO CSI FOR UPDATING.

33-010

DATE

HOURS

LANDINGS

CYCLES

29 29

04/06/93

5353

CHECK CURRENT DUE LIST FOR DUE TIME CHANGES

WORK ACCOMPLISHED: DATE: MONTH 4 DAY 14 YEAR 93

AIRCRAFT HOURS: 5252

LANDINGS: 3907

TECHNICIAN SIGNATURE: _____

[Handwritten Signature]

KIND OF CERTIFICATE & NO: 580767240

INSPECTED BY: _____

[Handwritten Signature]

KIND OF CERTIFICATE & NO: AIP

THE FOLLOWING WORK IS DUE AT THE TIME(S) NOTED ABOVE:

TECHNICIAN

INSPECTOR

MAN-HOURS

HRS.THS

330228 CHARGE EMERGENCY LIGHT BATTERY...MM 12-10-06.....

[Handwritten Initials]

330228

CHARGE EMERGENCY LIGHT BATTERY (REFER TO ILLUSTRATION ON CARD 33-4)

NOTE: 1. CHARGING ONLY PERTAINS TO AIRCRAFT WITH NICKEL-CADMIUM BATTERY INSTALLED.

2. THE NICKEL-CADMIUM BATTERY MUST BE RECHARGED AT INTERVALS SPECIFIED IN CHAPTER 5-20-02

AND WHENEVER THE EMERGENCY LIGHTS HAVE BEEN OPERATED FROM THE BATTERY MORE THAN ONE HOUR.

1. REMOVE BATTERY AS FOLLOWS:

- A. DISCONNECT ELECTRICAL POWER FROM AIRCRAFT.
- B. REMOVE SCREWS SECURING COVER AND REMOVE COVER.
- C. PRESS IN AND ROTATE LAMPS COUNTERCLOCKWISE IN SOCKET AND REMOVE LAMPS.
- D. REMOVE SCREWS SECURING BATTERY COVER AND REMOVE COVER AND BATTERY.

2. DISCHARGE BATTERY AT THE RATE OF 250 MA UNTIL THE VOLTAGE DROPS TO 22 VOLTS.

3. CHARGE THE BATTERY AT THE RATE OF 120 MA FOR 14 HOURS. AFTER 14 HOURS THE VOLTAGE MUST BE BETWEEN 28 AND 29 VOLTS.

4. CARRY OUT CHARGING AT ROOM TEMPERATURE.

5. INSTALL BATTERY AS FOLLOWS:

- A. INSTALL BATTERY AND BATTERY COVERS. SECURE WITH SCREWS.
- B. PRESS AND ROTATE LAMP CLOCKWISE IN SOCKET.
- C. INSTALL COVER AND SECURE WITH SCREWS.

6. RECORD CHARGING COMPLIED WITH IN SPACE PROVIDED ON PAGE 1.

OPERATOR: ED-WES, INC.

REPORT DATE 09/13/94

WORK COMPLIANCE FORM NO.

33.100A

AIRCRAFT NO.: 368

MODEL: 1124A WESTWIND

CARD NO: 33- 4

AIRCRAFT REG.: N368MD

ISSUED 07-88 REV. 07-91

PAGE 1

2929368

WORK DUE AT

* = APU HRS

RECORD TIME WORK ACCOMPLISHED FOR EACH TASK. KEEP ORIGINAL FOR YOUR RECORDS. RETURN COPY TO CSI FOR UPDATING.

33-010

DATE

HOURS

LANDINGS

CYCLES

94256

10/25/94

5622

CHECK CURRENT DUE LIST FOR DUE TIME CHANGES

WORK ACCOMPLISHED: DATE: MONTH 10 DAY 25 YEAR 94

AIRCRAFT HOURS: 5499 LANDINGS: 4189

TECHNICIAN SIGNATURE: [Signature]

KIND OF CERTIFICATE & NO: 580762790AA

INSPECTED BY: [Signature]

KIND OF CERTIFICATE & NO: AP

THE FOLLOWING WORK IS DUE AT THE TIME(S) NOTED ABOVE:

TECHNICIAN INSPECTOR MAN-HOURS
HRS.THS

330228 CHARGE EMERGENCY LIGHT BATTERY...MM 12-10-06.....

330228

CHARGE EMERGENCY LIGHT BATTERY (REFER TO ILLUSTRATION ON CARD 33-4)

NOTE: 1. CHARGING ONLY PERTAINS TO AIRCRAFT WITH NICKEL-CADMIUM BATTERY INSTALLED.
2. THE NICKEL-CADMIUM BATTERY MUST BE RECHARGED AT INTERVALS SPECIFIED IN CHAPTER 5-20-02 AND WHENEVER THE EMERGENCY LIGHTS HAVE BEEN OPERATED FROM THE BATTERY MORE THAN ONE HOUR.

1. REMOVE BATTERY AS FOLLOWS:
 - A. DISCONNECT ELECTRICAL POWER FROM AIRCRAFT.
 - B. REMOVE SCREWS SECURING COVER AND REMOVE COVER.
 - C. PRESS IN AND ROTATE LAMPS COUNTERCLOCKWISE IN SOCKET AND REMOVE LAMPS.
 - D. REMOVE SCREWS SECURING BATTERY COVER AND REMOVE COVER AND BATTERY.
2. DISCHARGE BATTERY AT THE RATE OF 250 MA UNTIL THE VOLTAGE DROPS TO 22 VOLTS.
3. CHARGE THE BATTERY AT THE RATE OF 120 MA FOR 14 HOURS. AFTER 14 HOURS THE VOLTAGE MUST BE BETWEEN 28 AND 29 VOLTS.
4. CARRY OUT CHARGING AT ROOM TEMPERATURE.
5. INSTALL BATTERY AS FOLLOWS:
 - A. INSTALL BATTERY AND BATTERY COVERS. SECURE WITH SCREWS.
 - B. PRESS AND ROTATE LAMP CLOCKWISE IN SOCKET.
 - C. INSTALL COVER AND SECURE WITH SCREWS.
6. RECORD CHARGING COMPLIED WITH IN SPACE PROVIDED ON PAGE 1.

OPERATOR: ED-WEB, INC.

REPORT DATE 11/12/92

WORK COMPLIANCE FORM NO.

33.100A

AIRCRAFT NO.: 368

MODEL: 1124A WESTWIND

CARD NO: 33-4

AIRCRAFT REG.: N368MD

ISSUED 07-88 REV. 07-91

PAGE 1

92317

WORK DUE AT

* = APU HRS.

RECORD TIME WORK ACCOMPLISHED FOR EACH TASK. KEEP TOP COPY FOR YOUR RECORDS. RETURN CARBON COPY TO CSI FOR UPDATING.

33-010

DATE

HOURS

LANDINGS

CYCLES

29 29

01/06/93

5313

CHECK CURRENT DUE LIST FOR DUE TIME CHANGES

WORK ACCOMPLISHED: DATE: MONTH 1 DAY 6 YEAR 93 AIRCRAFT HOURS: 5203 LANDINGS: 3849

TECHNICIAN SIGNATURE: [Signature] KIND OF CERTIFICATE & NO: 560767240

INSPECTED BY: [Signature] KIND OF CERTIFICATE & NO: ATP

***** THE FOLLOWING WORK IS DUE AT THE TIME(S) NOTED ABOVE: *****

TECHNICIAN	INSPECTOR	MAN-HOURS
		HRB. THS
<u>[Signature]</u>	<u>[Signature]</u>	

330228 CHARGE EMERGENCY LIGHT BATTERY...MM 12-10-06.....

330228 CHARGE EMERGENCY LIGHT BATTERY (REFER TO ILLUSTRATION ON CARD 33-4)

NOTE: 1. CHARGING ONLY PERTAINS TO AIRCRAFT WITH NICKEL-CADMIUM BATTERY INSTALLED.
 2. THE NICKEL-CADMIUM BATTERY MUST BE RECHARGED AT INTERVALS SPECIFIED IN CHAPTER 5-20-02 AND WHENEVER THE EMERGENCY LIGHTS HAVE BEEN OPERATED FROM THE BATTERY MORE THAN ONE HOUR.

1. REMOVE BATTERY AS FOLLOWS:
 - A. DISCONNECT ELECTRICAL POWER FROM AIRCRAFT.
 - B. REMOVE SCREWS SECURING COVER AND REMOVE COVER.
 - C. PRESS IN AND ROTATE LAMPS COUNTERCLOCKWISE IN SOCKET AND REMOVE LAMPS.
 - D. REMOVE SCREWS SECURING BATTERY COVER AND REMOVE COVER AND BATTERY.
2. DISCHARGE BATTERY AT THE RATE OF 250 MA UNTIL THE VOLTAGE DROPS TO 22 VOLTS.
3. CHARGE THE BATTERY AT THE RATE OF 120 MA FOR 14 HOURS. AFTER 14 HOURS THE VOLTAGE MUST BE BETWEEN 28 AND 29 VOLTS.
4. CARRY OUT CHARGING AT ROOM TEMPERATURE.
5. INSTALL BATTERY AS FOLLOWS:
 - A. INSTALL BATTERY AND BATTERY COVERS. SECURE WITH SCREWS.
 - B. PRESS AND ROTATE LAMP CLOCKWISE IN SOCKET.
 - C. INSTALL COVER AND SECURE WITH SCREWS.
6. RECORD CHARGING COMPLIED WITH IN SPACE PROVIDED ON PAGE 1.

OPERATOR: ED-WES, INC.

REPORT DATE 06/11/93

WORK COMPLIANCE FORM NO.

33.100A

AIRCRAFT NO.: 368

MODEL: 1124A WESTWIND

CARD NO: 33- 4

AIRCRAFT REG.: N368MD

ISSUED 07-88 REV. 07-91

PAGE 1

93162 33-010 29 29	WORK DUE AT				* = APU HRS.	RECORD TIME WORK ACCOMPLISHED FOR EACH TASK. KEEP TOP COPY FOR YOUR RECORDS. RETURN CARBON COPY TO CSI FOR UPDATING.
	DATE	HOURS	LANDINGS	CYCLES		
	07/14/93	5402				CHECK CURRENT DUE LIST FOR DUE TIME CHANGES

WORK ACCOMPLISHED: DATE: MONTH 7 DAY 14 YEAR 93 AIRCRAFT HOURS: 3953 LANDINGS: 3953

TECHNICIAN SIGNATURE: [Signature] KIND OF CERTIFICATE & NO: 580267740

INSPECTED BY: [Signature] KIND OF CERTIFICATE & NO: AFP

 THE FOLLOWING WORK IS DUE AT THE TIME(S) NOTED ABOVE: TECHNICIAN INSPECTOR MAN-HOURS
HRS.THS

330228 CHARGE EMERGENCY LIGHT BATTERY...MM 12-10-06.....

 330228
 CHARGE EMERGENCY LIGHT BATTERY (REFER TO ILLUSTRATION ON CARD 33-4)

NOTE: 1. CHARGING ONLY PERTAINS TO AIRCRAFT WITH NICKEL-CADMIUM BATTERY INSTALLED.
 R 2. THE NICKEL-CADMIUM BATTERY MUST BE RECHARGED AT INTERVALS SPECIFIED IN CHAPTER 5-20-02
 R AND WHENEVER THE EMERGENCY LIGHTS HAVE BEEN OPERATED FROM THE BATTERY MORE THAN ONE HOUR.

1. REMOVE BATTERY AS FOLLOWS:
 - A. DISCONNECT ELECTRICAL POWER FROM AIRCRAFT.
 - B. REMOVE SCREWS SECURING COVER AND REMOVE COVER.
 - C. PRESS IN AND ROTATE LAMPS COUNTERCLOCKWISE IN SOCKET AND REMOVE LAMPS.
 - D. REMOVE SCREWS SECURING BATTERY COVER AND REMOVE COVER AND BATTERY.
2. DISCHARGE BATTERY AT THE RATE OF 250 MA UNTIL THE VOLTAGE DROPS TO 22 VOLTS.
3. CHARGE THE BATTERY AT THE RATE OF 120 MA FOR 14 HOURS. AFTER 14 HOURS THE VOLTAGE MUST BE BETWEEN 28 AND 29 VOLTS.
4. CARRY OUT CHARGING AT ROOM TEMPERATURE.
5. INSTALL BATTERY AS FOLLOWS:
 - A. INSTALL BATTERY AND BATTERY COVERS. SECURE WITH SCREWS.
 - B. PRESS AND ROTATE LAMP CLOCKWISE IN SOCKET.
 - C. INSTALL COVER AND SECURE WITH SCREWS.
6. RECORD CHARGING COMPLIED WITH IN SPACE PROVIDED ON PAGE 1.

OPERATOR: ED-WES, INC.

REPORT DATE 02/14/94

WORK COMPLIANCE FORM NO.

33.100A

AIRCRAFT NO.: 368

MODEL: 1124A WESTWIND

CARD NO: 33-4

AIRCRAFT REG.: N368MD

ISSUED 07-88 REV. 07-91

PAGE 1

94045	WORK DUE AT		* = APU HRS		RECORD TIME WORK ACCOMPLISHED FOR EACH TASK. KEEP TOP COPY FOR YOUR RECORDS. RETURN CARBON COPY TO CSI FOR UPDATING.
33-010	DATE	HOURS	LANDINGS	CYCLES	
29 29	04/13/94	5535			CHECK CURRENT DUE LIST FOR DUE TIME CHANGES

WORK ACCOMPLISHED: DATE: MONTH 4 DAY 13 YEAR 94 AIRCRAFT HOURS: 54.38 LANDINGS: 5000

TECHNICIAN SIGNATURE: [Signature] KIND OF CERTIFICATE & NO: 560767740

INSPECTED BY: [Signature] KIND OF CERTIFICATE & NO: AIP

***** THE FOLLOWING WORK IS DUE AT THE TIME(S) NOTED ABOVE: *****

330228	CHARGE EMERGENCY LIGHT BATTERY...MM 12-10-06.....	TECHNICIAN	INSPECTOR	MAN-HOURS
330228	CHARGE EMERGENCY LIGHT BATTERY (REFER TO ILLUSTRATION ON CARD 33-4)	<u>[Signature]</u>	<u>[Signature]</u>	HRS.THS

NOTE: 1. CHARGING ONLY PERTAINS TO AIRCRAFT WITH NICKEL-CADMIUM BATTERY INSTALLED.
 2. THE NICKEL-CADMIUM BATTERY MUST BE RECHARGED AT INTERVALS SPECIFIED IN CHAPTER 5-20-02 AND WHENEVER THE EMERGENCY LIGHTS HAVE BEEN OPERATED FROM THE BATTERY MORE THAN ONE HOUR.

1. REMOVE BATTERY AS FOLLOWS:
 - A. DISCONNECT ELECTRICAL POWER FROM AIRCRAFT.
 - B. REMOVE SCREWS SECURING COVER AND REMOVE COVER.
 - C. PRESS IN AND ROTATE LAMPS COUNTERCLOCKWISE IN SOCKET AND REMOVE LAMPS.
 - D. REMOVE SCREWS SECURING BATTERY COVER AND REMOVE COVER AND BATTERY.
2. DISCHARGE BATTERY AT THE RATE OF 250 MA UNTIL THE VOLTAGE DROPS TO 22 VOLTS.
3. CHARGE THE BATTERY AT THE RATE OF 120 MA FOR 14 HOURS. AFTER 14 HOURS THE VOLTAGE MUST BE BETWEEN 28 AND 29 VOLTS.
4. CARRY OUT CHARGING AT ROOM TEMPERATURE.
5. INSTALL BATTERY AS FOLLOWS:
 - A. INSTALL BATTERY AND BATTERY COVERS. SECURE WITH SCREWS.
 - B. PRESS AND ROTATE LAMP CLOCKWISE IN SOCKET.
 - C. INSTALL COVER AND SECURE WITH SCREWS.
6. RECORD CHARGING COMPLIED WITH IN SPACE PROVIDED ON PAGE 1.

OPERATOR: ED-WEB, INC.

REPORT DATE 06/10/94

WORK COMPLIANCE FORM NO.

33.100A

AIRCRAFT NO.: 368

MODEL: 1124A WESTWIND

CARD NO: 33- 4

AIRCRAFT REG.: N368MD

ISSUED 07-88 REV. 07-91

PAGE 1

2929368

WORK DUE AT

* = APU HRS.

RECORD TIME WORK ACCOMPLISHED FOR EACH TASK. KEEP ORIGINAL FOR YOUR RECORDS. RETURN COPY TO CSI FOR UPDATING.

33-010

DATE

HOURS

LANDINGS

CYCLES

CHECK CURRENT DUE LIST FOR DUE TIME CHANGES

94161

07/13/94

5388

WORK ACCOMPLISHED: DATE: MONTH 7 DAY 25 YEAR 94 AIRCRAFT HOURS: 5472 LANDINGS: 4150

TECHNICIAN SIGNATURE: [Signature] KIND OF CERTIFICATE & NO: 560767740

INSPECTED BY: [Signature] KIND OF CERTIFICATE & NO: AFP

THE FOLLOWING WORK IS DUE AT THE TIME(S) NOTED ABOVE: TECHNICIAN INSPECTOR MAN-HOURS

330228 CHARGE EMERGENCY LIGHT BATTERY...MM 12-10-06..... HRB.THS

330228 CHARGE EMERGENCY LIGHT BATTERY (REFER TO ILLUSTRATION ON CARD 33-4)

NOTE: 1. CHARGING ONLY PERTAINS TO AIRCRAFT WITH NICKEL-CADMIUM BATTERY INSTALLED.
 2. THE NICKEL-CADMIUM BATTERY MUST BE RECHARGED AT INTERVALS SPECIFIED IN CHAPTER 5-20-02 AND WHENEVER THE EMERGENCY LIGHTS HAVE BEEN OPERATED FROM THE BATTERY MORE THAN ONE HOUR.

1. REMOVE BATTERY AS FOLLOWS:
 - A. DISCONNECT ELECTRICAL POWER FROM AIRCRAFT.
 - B. REMOVE SCREWS SECURING COVER AND REMOVE COVER.
 - C. PRESS IN AND ROTATE LAMPS COUNTERCLOCKWISE IN SOCKET AND REMOVE LAMPS.
 - D. REMOVE SCREWS SECURING BATTERY COVER AND REMOVE COVER AND BATTERY.
2. DISCHARGE BATTERY AT THE RATE OF 250 MA UNTIL THE VOLTAGE DROPS TO 22 VOLTS.
3. CHARGE THE BATTERY AT THE RATE OF 120 MA FOR 14 HOURS. AFTER 14 HOURS THE VOLTAGE MUST BE BETWEEN 28 AND 29 VOLTS.
4. CARRY OUT CHARGING AT ROOM TEMPERATURE.
5. INSTALL BATTERY AS FOLLOWS:
 - A. INSTALL BATTERY AND BATTERY COVERS. SECURE WITH SCREWS.
 - B. PRESS AND ROTATE LAMP CLOCKWISE IN SOCKET.
 - C. INSTALL COVER AND SECURE WITH SCREWS.
6. RECORD CHARGING COMPLIED WITH IN SPACE PROVIDED ON PAGE 1.

MAINTENANCE RELEASE TAG

DAVTRON INC.

427 Hillcrest Way, Redwood City, CA 94062

F.A.A. APPROVED REPAIR STATION MMF-402-48
THIS UNIT WAS REPAIRED AND INSPECTED IN ACCORDANCE
WITH CURRENT FEDERAL AVIATION REGULATIONS.

APPROVED FOR RETURN TO SERVICE

P.O. No. A.P. Ref. No. 37193
Model 811B Date 9-9-93
SN. 14789R Inspector [Signature]



427 HILLCREST WAY • REDWOOD CITY • CALIFORNIA 94062 ■ (415) 369-1188 • Fax (415) 369-9988

TEARDOWN REPORT

CUSTOMER: P.O.#:
APRI AVIATION AP
1448 SALLY RIDE DR.
CONCORD, CA 94520

MODEL: SERIAL NUMBER: INVOICE #:
811B 14789R 37193

INSPECTION REPORT:

UNIT ~~HAD~~ EXHAUSTED MEMORY BATTERY, DATE CODE OF 0291.

BY *[Signature]*

REPAIR ACTION:

INSTALLED NEW 811-BAT-1 BATTERY PACK AND CHECKED CLOCK TO ALL FACTORY SPECS
RECERTIFIED FOR RETURN TO SERVICE.

BY *[Signature]*

QUALITY ACTION:

WARRANTY: YES _____ NO X

QUALITY CONTROL SIGNATURE *[Signature]*

DATE: 9/09/93

January 22, 1993

John Noxon
Duncan Aviation
Lincoln Airport
Lincoln, NE

John:

Per our conversation today I need units back for a late flight on January 28, 1993.

Shipped radar R/T 622-4022-001 sn 2126, and display 622-4331-001 sn 1296. You have our antenna for repair now.

Shipped GNS 500A series 4 system, it displays no standard and OSC fail. The display also goes blank, but the information to copilots HSI is still good. GNS 10600-2-210 sn 2695, 10050-4-4A-3140 sn 1937, 11555-4 sn 5329.

Any questions please contact me at APRI Aviation (510)682-7911.

Thank you,

Arnold L. Peterson

ED-WES, INC.
AVIATION DEPT.
1450 SALLY RIDE DR.
CONCORD, CA 94520
Telephone 510-685-9523

January 21, 1993

Duncan Aviation
Lincoln Airport
Lincoln, NE 68524

Dear Sir/Madam:

Returning Collins radar unit 622-4022-001 sn S2491, we tried it in our aircraft and found the trouble to be the antenna. We have your loaner antenna installed while you repair ours.

Thank you,


Arnold L. Peterson



PILOT
System

145 John Glen Dr. • Concord, CA 94520 • Tel: 510/676-2100

ALTIMETER/STATIC AND ALTITUDE REPORTING EQUIPMENT
SYSTEMS HAVE BEEN TESTED AND INSPECTED PER
APPENDICES E AND F OF PART 43. AS REQUIRED BY FAR 91.411
CALIBRATED TO 45,000

TRANSPONDER(S) HAVE BEEN TESTED AND INSPECTED AND
FOUND TO COMPLY WITH APPENDIX F OF PART 43 L.A.W. FAR
91.413

DATE 9/23/93 W.O.# 16805

SIGNED M.H. [Signature]

F.A.A. REPAIR STATION CERTIFICATE No. WQ3R954L



COPILOT
System

145 John Glen Dr. • Concord, CA 94520 • Tel: 510/676-2100

ALTIMETER/STATIC AND ALTITUDE REPORTING EQUIPMENT
SYSTEMS HAVE BEEN TESTED AND INSPECTED PER
APPENDICES E AND F OF PART 43. AS REQUIRED BY FAR 91.411
CALIBRATED TO 45,000

TRANSPONDER(S) HAVE BEEN TESTED AND INSPECTED AND
FOUND TO COMPLY WITH APPENDIX F OF PART 43 L.A.W. FAR
91.413

DATE 9/23/93 W.O.# 16805

SIGNED M.H. [Signature]

F.A.A. REPAIR STATION CERTIFICATE No. WQ3R954L

5340 HOURS

3991 LANDINGS

[Signature] AP580767740

OPERATOR: ED-WEB, INC.

REPORT DATE 08/12/93

WORK COMPLIANCE FORM NO. 34.050

AIRCRAFT NO. 368

MODEL: 1124A WESTWIND

AIRCRAFT REG: N368ND

ISSUED 07-88 REV.

PAGE 1

93224	WORK DUE AT DATE	HOURS	APU HRS	LANDINGS	CYCLES	RECORD TIME WORK ACCOMPLISHED FOR EACH TASK. KEEP TOP COPY FOR YOUR RECORDS. RETURN CARBON COPY TO CSI FOR UPDATING.
34-004						
29 29	09/25/93					CHECK CURRENT DUE LIST FOR DUE TIME CHANGES

WORK ACCOMPLISHED: DATE: MONTH 9 DAY 23 YEAR 93 AIRCRAFT HOURS: 5340 LANDINGS: 3991

TECHNICIAN SIGNATURE: [Signature] KIND OF CERTIFICATE & NO: 560767740

INSPECTED BY: [Signature] KIND OF CERTIFICATE & NO: A+P

THE FOLLOWING WORK IS DUE AT THE TIME(S) NOTED ABOVE:

	TECHNICIAN	INSPECTOR	MAN-HOURS HRS.THS
340146 LEAK CHECK LEFT STATIC SYSTEM...MM 34-10-01.....	<u>[Signature]</u>	<u>[Signature]</u>	
340151 LEAK CHECK RIGHT STATIC SYSTEM...MM 34-10-01.....	<u>[Signature]</u>	<u>[Signature]</u>	

- 340146, 340151
LEAK CHECK STATIC SYSTEM
EQUIPMENT: ALTIMETER
1. APPLY ELECTRICAL POWER TO THE AIRCRAFT.
 2. MAKE SURE THAT ON 1124 MODEL WITH ELECTRICAL ALTIMETER AND ON ALL 1124A MODEL AIRCRAFT ALL CIRCUIT BREAKERS RELATED TO THE CORRESPONDING INSTRUMENTS ARE CLOSED.
 3. THE OUTLETS OF THE STATIC PORTS SHALL BE SEALED AND A STANDARD ALTIMETER SHALL BE INSTALLED ON ONE SIDE OF THE STATIC LINE. A VACUUM SOURCE SUFFICIENT TO PROVIDE AN INDICATION OF 20,000 FEET (13.745 INCH HG) ON THE ALTIMETER, SHALL BE APPLIED TO THE SYSTEM. FREEZE THE VACUUM.
 4. READ THE ALTITUDE FOR ONE MINUTE AFTER THE VACUUM WAS CUT OFF. THERE SHOULD NOT BE AN ALTITUDE DROP OF MORE THAN 100 FEET.

CAUTION: RELEASE VACUUM SLOWLY TO AVOID DAMAGE TO INSTRUMENTS.

5. RECORD TEST COMPLIED WITH IN SPACE PROVIDED ON PAGE 1.

OPERATOR: ED-WES, INC.

REPORT DATE 08/12/93

WORK COMPLIANCE FORM NO. 34.070

AIRCRAFT NO.: 368

MODEL: 1124A WESTWIND

AIRCRAFT REG.: N368MD

ISSUED 07-88 REV. 03-91

PAGE 1

93224	WORK DUE AT	* - APU HRS.	RECORD TIME WORK ACCOMPLISHED FOR EACH TASK. KEEP TOP COPY FOR YOUR RECORDS. RETURN CARBON COPY TO CSI FOR UPDATING	
34-006	HOURS	LANDINGS	CYCLES	
29 29	09/25/93			CHECK CURRENT DUE LIST FOR DUE TIME CHANGES

WORK ACCOMPLISHED: DATE: MONTH 9 DAY 23 YEAR 93 AIRCRAFT HOURS: 5340 LANDINGS: 3991

TECHNICIAN SIGNATURE: [Signature] KIND OF CERTIFICATE & NO: AP380762740

INSPECTED BY: [Signature] KIND OF CERTIFICATE & NO: [Signature]

ONLY THE FOLLOWING WORK IS DUE AT THE TIME(S) NOTED ABOVE:

DUE > 341106 CAL PILOTS ALT FAR 91.411 FAR 91.411
341101 PART NAME: PILOTS ALTIMETER MM 34-10-03
REASON REMOVED: (CHECK ONE) TECHNICIAN: INSP:
TIME A () FAIL B () WORN C () LOANER D () SCHEDCONV E () MOD G () SERVICE K () ENG CHG L () TIRE CHG M () DAMAGED T ()

PART REMOVED: PART NUMBER SERIAL NUMBER:

PART INSTALLED: PART NUMBER SERIAL NUMBER:

INSTALLED TSN: HRS LDGS MOD INSTALLED TSO: HRS LDGS MOD

WARRANTY TIME REMAINING: HRS LDGS MOD MAN-HOURS: HRS TENTHS PRICE: \$
SIGNOFF ANY WORK ACCOMPLISHED BELOW. DATE C/W TECHNICIAN INSPECTOR MAN-HOURS

MO/DAY/YR

91283 [Signature] [Signature]

341106 CALIBRATE PILOT'S ALTIMETER...FAR 91.411
RECORD DATE OF CALIBRATION...

(340144) () LEAK CHECK LEFT STATIC SYSTEM

R REFER TO WORK COMPLIANCE FORM 34.050...

- NOTE: 1. FOLLOWING INSTALLATION OR MAINTENANCE ON THE AUTOMATIC PRESSURE ALTITUDE REPORTING SYSTEM OF THE ATC TRANSDUCER WHERE DATA CORRESPONDENCE ERROR COULD BE INTRODUCED, THE INTEGRATED SYSTEM MUST BE TESTED, INSPECTED, AND FOUND TO COMPLY WITH PARAGRAPH (C), APPENDIX E, OF PART 43.
2. EXCEPT FOR THE USE OF SYSTEM DRAIN AND ALTERNATE STATIC PRESSURE VALVES, FOLLOWING ANY OPENING AND CLOSING OF THE STATIC PRESSURE SYSTEM, THAT SYSTEM MUST BE TESTED AND INSPECTED AND FOUND TO COMPLY WITH PARAGRAPH (A), APPENDICES E AND F, OF PART 43.
3. IF THE AIR DATA COMPUTER FOR THE PILOT'S ALTIMETER SYSTEM IS TO BE CALIBRATED AT THIS TIME, REFER TO WORK COMPLIANCE FORM 34.480.

341101, 341111, 341121

R NOTE: THE FOLLOWING ADDITIONAL MCF(S) MAY BE REQUIRED TO PERFORM THIS TASK 34.050.

ALTIMETER - REMOVAL AND INSTALLATION, CALIBRATION

A REMOVAL

- 1. DISENGAGE LEFT-HAND ALTIMETER CIRCUIT BREAKER ON INSTRUMENT BUS NO.1 (26 V AC) AND TAG WITH WARNING SIGN THAT READS AS FOLLOWS:

WARNING: DO NOT CLOSE CIRCUIT BREAKER - MAINTENANCE IS IN PROGRESS.

- 2. REMOVE ELECTRICAL CONNECTORS.
3. DISCONNECT THE STATIC LINES FROM THE TEE FITTING.
4. LOOSEN THE CLAMP SCREW AND REMOVE THE ALTIMETER FROM THE PANEL.
5. RECORD PART NUMBER, SERIAL NUMBER AND REASON REMOVED IN SPACE PROVIDED ON PAGE 1.

B INSTALLATION

- 1. OK TO INSTALL. RECORD PART NUMBER, SERIAL NUMBER AND UNIT TIME IN SPACE PROVIDED ON PAGE 1.
2. INSTALL TEE IN ALTIMETER; ALIGN TEE TO STATIC LINES.
3. INSTALL ALTIMETER BY CLAMPING UNIT SECURELY TO THE PANEL.
4. CONNECT STATIC LINES TO TEE FITTING.

OPERATOR: ED-WES, INC.

REPORT DATE 08/12/93

WORK COMPLIANCE FORM NO. 34.071

AIRCRAFT NO.: 368

MODEL: 1124A WESTWIND

AIRCRAFT REG.: N368ND

ISSUED 08-90 REV.

PAGE 1

93224	WORK DUE AT	APU HRS	RECORD TIME WORK ACCOMPLISHED FOR EACH TASK. KEEP TOP COPY FOR YOUR RECORDS. RETURN CARBON COPY TO CSI FOR UPDATING.		
34-006	DATE	HOURS	LANDINGS	CYCLES	
29 29	09/25/93				CHECK CURRENT DUE LIST FOR DUE TIME CHANGES

WORK ACCOMPLISHED: DATE: MONTH 9 DAY 23 YEAR 93 AIRCRAFT HOURS: 5340 LANDINGS: 3991

TECHNICIAN SIGNATURE: [Signature] KIND OF CERTIFICATE & NO: 560767740

INSPECTED BY: [Signature] KIND OF CERTIFICATE & NO: ATP

ONLY THE FOLLOWING WORK IS DUE AT THE TIME(S) NOTED ABOVE:

DUE > 341116 CAL CPLTS ALT FAR 91.411 FAR 91.411

341111 PART NAME: COPILOTS ALTIMETER NO REF

REASON REMOVED: (CHECK ONE) TECHNICIAN: _____ INSP: _____

TIME A () FAIL B () WORN C () LOANER B () SCHEDCONV E () MOD G () SERVICE K () ENG CHG L () TIRE CHG M () DAMAGED T ()

PART REMOVED: PART NUMBER _____ SERIAL NUMBER: _____

PART INSTALLED: PART NUMBER _____ SERIAL NUMBER: _____

INSTALLED TSM: HRS _____ LDGS _____ NOS _____ INSTALLED TSO: HRS _____ LDGS _____ NOS _____

WARRANTY TIME REMAINING: HRS _____ LDGS _____ NOS _____ MAN-HOURS: HRS _____ TENTHS _____ PRICE: \$ _____

SIGNOFF ANY WORK ACCOMPLISHED BELOW. DATE C/W MO/DAY/YR TECHNICIAN INSPECTOR MAN-HOURS HRS.THB

9341116 CALIBRATE COPILOT'S ALTIMETER...FAR 91.411 RECORD DATE OF CALIBRATION... 9.23.93 [Signature] [Signature]

R(340151) () LEAK CHECK RIGHT STATIC SYSTEM...REFER TO WORK COMPLIANCE FORM 34.050

R NOTE: 1. FOLLOWING INSTALLATION OR MAINTENANCE ON THE AUTOMATIC PRESSURE ALTITUDE REPORTING SYSTEM OF THE ATC TRANSDUCER WHERE DATA CORRESPONDENCE ERROR COULD BE INTRODUCED, THE INTEGRATED SYSTEM MUST BE TESTED, INSPECTED, AND FOUND TO COMPLY WITH PARAGRAPH (C), APPENDIX E, OF PART 43.

R 2. EXCEPT FOR THE USE OF SYSTEM DRAIN AND ALTERNATE STATIC PRESSURE VALVES, FOLLOWING ANY OPENING AND CLOSING OF THE STATIC PRESSURE SYSTEM, THAT SYSTEM MUST BE TESTED AND INSPECTED AND FOUND TO COMPLY WITH PARAGRAPH (A), APPENDICES E AND F, OF PART 43.

R 3. IF THE AIR DATA COMPUTER FOR THE PILOT'S ALTIMETER SYSTEM IS TO BE CALIBRATED AT THIS TIME, REFER TO WORK COMPLIANCE FORM 34.480.

341101, 341111, 341121

R NOTE: THE FOLLOWING ADDITIONAL MCF(S) MAY BE REQUIRED TO PERFORM THIS TASK 34.050.

ALTIMETER - REMOVAL AND INSTALLATION, CALIBRATION

A REMOVAL

1. DISENGAGE LEFT-HAND ALTIMETER CIRCUIT BREAKER ON INSTRUMENT BUS NO.1 (26 V AC) AND TAG WITH WARNING SIGN THAT READS AS FOLLOWS:

WARNING: DO NOT CLOSE CIRCUIT BREAKER - MAINTENANCE IS IN PROGRESS.

2. REMOVE ELECTRICAL CONNECTORS.
3. DISCONNECT THE STATIC LINES FROM THE TEE FITTING.
4. LOOSEN THE CLAMP SCREW AND REMOVE THE ALTIMETER FROM THE PANEL.
5. RECORD PART NUMBER, SERIAL NUMBER AND REASON REMOVED IN SPACE PROVIDED ON PAGE 1.

B INSTALLATION

1. OK TO INSTALL. RECORD PART NUMBER, SERIAL NUMBER AND UNIT TIME IN SPACE PROVIDED ON PAGE 1.
2. INSTALL TEE IN ALTIMETER; ALIGN TEE TO STATIC LINES.
3. INSTALL ALTIMETER BY CLAMPING UNIT SECURELY TO THE PANEL.
4. CONNECT STATIC LINES TO TEE FITTING.
5. CONNECT ELECTRICAL CONNECTORS.

OPERATOR: ED-MES, INC.
 AIRCRAFT NO.: 368
 AIRCRAFT REG.: N368MD

REPORT DATE 08/12/93
 MODEL: 1124A WESTWIND
 ISSUED 07-88 REV. 08-90

WORK COMPLIANCE FORM NO. 34.320
 CARD NO: 34-10
 PAGE 1

93224	WORK DUE AT DATE	HOURS	APU HRS	LANDINGS	CYCLES	RECORD TIME WORK ACCOMPLISHED FOR EACH TASK. KEEP TOP COPY FOR YOUR RECORDS. RETURN CARBON COPY TO CSI FOR UPDATING.
34-035						
29 29	09/25/93					CHECK CURRENT DUE LIST FOR DUE TIME CHANGES

WORK ACCOMPLISHED: DATE: MONTH 9 DAY 23 YEAR 93 AIRCRAFT HOURS: 5340 LANDINGS: 3991

TECHNICIAN SIGNATURE: [Signature] KIND OF CERTIFICATE & NO: 560767740
 INSPECTED BY: [Signature] KIND OF CERTIFICATE & NO: AP

ONLY THE FOLLOWING WORK IS DUE AT THE TIME(S) NOTED ABOVE:

DUE > 346111 TEST NO.1 ATC TRANSPONDER FAR 91.413
 DUE > 346126 TEST NO.2 ATC TRANSPONDER FAR 91.413
 346101 PART NAME: NO.1 ATC TRANSPONDER MM 34-50-06
 REASON REMOVED: (CHECK ONE) TECHNICIAN: _____ INSP: _____
 TIME A () FAIL B () WORN C () LOANER D () SCHEDCONV E () MOD G () SERVICE K () ENG CHG L () TIRE CHG M () DAMAGED T ()

PART REMOVED: PART NUMBER _____ SERIAL NUMBER: _____
 PART INSTALLED: PART NUMBER _____ SERIAL NUMBER: _____
 INSTALLED TSN: HRS _____ LDGS _____ NOS _____ INSTALLED TSO: HRS _____ LDGS _____ NOS _____

WARRANTY TIME REMAINING: HRS _____ LDGS _____ NOS _____ MAN-HOURS: HRS _____ TENTHS _____ PRICE: \$ _____
 SIGNOFF ANY WORK ACCOMPLISHED BELOW. DATE C/W TECHNICIAN INSPECTOR MAN-HOURS
 NO/DAY/YR HRS.THS

NO 346111 TEST NO.1 ATC TRANSPONDER...FAR 91.413
 RECORD TEST COMPLIED WITH..... 9.123.183 [Signature] [Signature]

346106 BENCH CHECK NO.1 ATC TRANSPONDER...VENDOR MM.....
 R NOTE: FOLLOWING ANY INSTALLATION OR MAINTENANCE ON AN ATC TRANSPONDER WHERE DATA CORRESPONDENCE ERROR COULD BE
 R INTRODUCED, THE INTEGRATED SYSTEM MUST BE TESTED, INSPECTED, AND FOUND TO COMPLY WITH PARAGRAPH (C), APPENDIX
 R E, OF PART 43.

346116 PART NAME: NO.2 ATC TRANSPONDER MM 34-50-06
 REASON REMOVED: (CHECK ONE) TECHNICIAN: _____ INSP: _____
 TIME A () FAIL B () WORN C () LOANER D () SCHEDCONV E () MOD G () SERVICE K () ENG CHG L () TIRE CHG M () DAMAGED T ()

PART REMOVED: PART NUMBER _____ SERIAL NUMBER: _____
 PART INSTALLED: PART NUMBER _____ SERIAL NUMBER: _____
 INSTALLED TSN: HRS _____ LDGS _____ NOS _____ INSTALLED TSO: HRS _____ LDGS _____ NOS _____

WARRANTY TIME REMAINING: HRS _____ LDGS _____ NOS _____ MAN-HOURS: HRS _____ TENTHS _____ PRICE: \$ _____
 SIGNOFF ANY WORK ACCOMPLISHED BELOW. DATE C/W TECHNICIAN INSPECTOR MAN-HOURS
 NO/DAY/YR HRS.THS

NO 346126 TEST NO.2 ATC TRANSPONDER...FAR 91.413
 RECORD TEST COMPLIED WITH..... 9.123.183 [Signature] [Signature]

346121 BENCH CHECK NO.2 ATC TRANSPONDER...VENDOR MM.....
 R NOTE: FOLLOWING ANY INSTALLATION OR MAINTENANCE ON AN ATC TRANSPONDER WHERE DATA CORRESPONDENCE ERROR COULD BE
 R INTRODUCED, THE INTEGRATED SYSTEM MUST BE TESTED, INSPECTED, AND FOUND TO COMPLY WITH PARAGRAPH (C), APPENDIX
 R E, OF PART 43.

346101, 346116
 ATC TRANSPONDER - REMOVAL AND INSTALLATION, TEST, BENCH CHECK (REFER TO ILLUSTRATION ON CARD 34-10)
 A REMOVAL (REFER TO ILLUSTRATION)
 1. OPEN ATC-1 AND ATC-2 CIRCUIT BREAKERS AND TAG WITH WARNING SIGNS.

OPERATOR: ED-WES, INC.
AIRCRAFT NO.: 368
AIRCRAFT REG.: N368MD

REPORT DATE 08/12/93
MODEL: 1124A WESTWIND
ISSUED 07-88 REV. 08-90

WORK COMPLIANCE FORM NO. 34.480
CARD NO: 34-15
PAGE 1

93224	WORK DUE AT	* = APU HRS			RECORD TIME WORK ACCOMPLISHED FOR EACH TASK. KEEP TOP COPY FOR YOUR RECORDS. RETURN CARBON COPY TO CSI FOR UPDATING.
34-045	DATE	HOURS	LANDINGS	CYCLES	
29 29	09/25/93				CHECK CURRENT DUE LIST FOR DUE TIME CHANGES

WORK ACCOMPLISHED: DATE: MONTH 9 DAY 23 YEAR 93 AIRCRAFT HOURS: 5340 LANDINGS: 3991

TECHNICIAN SIGNATURE: [Signature] KIND OF CERTIFICATE & NO: 560767740

INSPECTED BY: [Signature] KIND OF CERTIFICATE & NO: AFP

ONLY THE FOLLOWING WORK IS DUE AT THE TIME(S) NOTED ABOVE:

DUE > 343672 CALIB NO.1 AIR DATA CMPTR FAR 91.411

343671 PART NAME: NO.1 AIR DATA COMPUTER NM 22-20-00

REASON REMOVED: (CHECK ONE) TECHNICIAN: _____ INSP: _____

TIME A () FAIL B () WORN C () LOANER D () SCHEDCONV E () MOD G () SERVICE K () ENG CHG L () TIRE CHG M () DAMAGED T ()

PART REMOVED: PART NUMBER _____ SERIAL NUMBER: _____

PART INSTALLED: PART NUMBER _____ SERIAL NUMBER: _____

INSTALLED TSN: HRS _____ LDGS _____ NOS _____ INSTALLED TSO: HRS _____ LDGS _____ NOS _____

WARRANTY TIME REMAINING: HRS _____ LDGS _____ NOS _____ MAN-HOURS: HRS _____ TENTHS _____ PRICE: \$ _____
SIGNOFF ANY WORK ACCOMPLISHED BELOW. DATE C/W TECHNICIAN INSPECTOR MAN-HOURS
NO/DAY/YR HRS.THS

9343672 CALIBRATE NO.1 AIR DATA COMPUTER...FAR 91.411
RECORD DATE OF CALIBRATION.....923192

R(340146) () LEAK CHECK LEFT STATIC SYSTEM...REFER TO WORK COMPLIANCE FORM 34.050

R NOTE: 1. FOLLOWING INSTALLATION OR MAINTENANCE ON THE AUTOMATIC PRESSURE ALTITUDE REPORTING SYSTEM OF THE ATC
R TRANSPONDER WHERE DATA CORRESPONDENCE ERROR COULD BE INTRODUCED, THE INTEGRATED SYSTEM MUST BE TESTED,
R INSPECTED, AND FOUND TO COMPLY WITH PARAGRAPH (C), APPENDIX E, OF PART 43.

R 2. EXCEPT FOR THE USE OF SYSTEM DRAIN AND ALTERNATE STATIC PRESSURE VALVES, FOLLOWING ANY OPENING
R AND CLOSING OF THE STATIC PRESSURE SYSTEM, THAT SYSTEM MUST BE TESTED AND INSPECTED AND FOUND TO COMPLY WITH
R PARAGRAPH (A), APPENDICES E AND F, OF PART 43.

343671, 343673

NOTE: THE FOLLOWING ADDITIONAL MCF(S) ARE REQUIRED TO PERFORM THIS TASK 34.040, 34.050.

AIR DATA COMPUTER - REMOVAL AND INSTALLATION, CALIBRATION (REFER TO ILLUSTRATION ON CARD 34-15)
A REMOVAL (REFER TO ILLUSTRATION)

1. REMOVE STATIC AND PITOT CONNECTIONS FROM FRONT OF AIR DATA COMPUTER.
2. CAP LINES AND UNIT CONNECTORS.
3. LOOSEN KNURLED KNOBS.
4. GENTLY PULL OUT AIR DATA COMPUTER FROM MOUNTING RACK.
5. RECORD PART NUMBER, SERIAL NUMBER AND REASON REMOVED IN SPACE PROVIDED ON PAGE 1.

B INSTALLATION

1. OK TO INSTALL. RECORD PART NUMBER, SERIAL NUMBER AND UNIT TIME IN SPACE PROVIDED ON PAGE 1.
2. POSITION ADC IN FRONT OF MOUNTING RACK.
3. CAREFULLY SLIDE ADC BACK UNTIL REAR CONNECTOR MATES WITH MOUNT CONNECTOR. PRESS ADC BACK UNTIL REAR CONNECTOR IS FIRMLY ENGAGED WITH MOUNTING RACK.
4. TIGHTEN TWO KNURLED KNOB ON FRONT OF THE ADC.
5. UNCAP LINES AND UNIT CONNECTORS.
6. INSTALL STATIC AND PITOT CONNECTIONS.
7. PERFORM PITOT AND STATIC SYSTEM LEAK TEST. REFER TO WORK COMPLIANCE FORMS 34.040 AND 34.050.

343672, 343673
C CALIBRATE AIR DATA COMPUTER

**DUNCAN
AVIATION**



Maintenance Release

Lincoln Airport 402.475.2611 Accessory Class 1,2 & 3
P.O. Box 81887 Fax: 402.475.5541 Propeller Limited
Lincoln Telex: 48.4365 Radio Class 1,2 & 3
Nebraska 68501 CRS#JGVR194F Instrument Class 1,2,3,4

This Aircraft Appliance/Component was repaired and inspected in accordance with current Federal Aviation regulations and was found airworthy for return for service. Pertinent details on the repair are on file at this agency under W/O numbers below.

Work Order # **TKKNA** Date **10-11-94**

O/H Repaired F/T

Removed Serviceable Shelf Life Expiration **N/A**

Date Weighed **N/A**

Unit **TRANSPONDER**

Manufacturer **COLLINS**

Part Number **622-1270-001**

Model **TDR-90**

Serial Number **13112**

Customer **APRI AVIATION, INC.**

N Number **N/A** S/N **N/A**

Tech. **Rick Wilson**

Inspected By **[Signature]**

**DUNCAN
QT 24**

TSN **N/A** TSO **N/A**

CSN **N/A** CSO **N/A**

See Other Side for Further Information

Description of Services Performed

REPLACED ASU1. ALIGNED
AND FUNCTION TESTED.
UNIT MEETS MANUF.
SPECS.

**THIS TRANSPONDER MEETS
ALL REQUIREMENTS OF
FAR PART 43 APPENDIX F**

DUNCAN
AVIATION



Maintenance Release

Lincoln Airport 402.475.2611 Accessory Class 1,2 & 3
P.O. Box 81887 Fax: 402.475.5541 Propeller Limited
Lincoln Telex: 48.4365 Radio Class 1,2 & 3
Nebraska 68501 CRS#JGVR194F Instrument Class 1,2,3,4

This Aircraft Appliance/Component was repaired and inspected in accordance with current Federal Aviation regulations and was found airworthy for return for service. Pertinent details on the repair are on file at this agency under W/O numbers below.

Work Order #	TEXMA	Date	7-19-94
<input type="radio"/> O/H	<input type="radio"/> Repaired	<input checked="" type="radio"/> F/T	
<input type="radio"/> Removed Serviceable	<input type="radio"/> Shelf Life Expiration	N/A	
Date Weighed	N/A		
Unit	OEU		
Manufacturer	Global		
Part Number	10600-2-210		
Model	GNS-500A		
Serial Number	2695		
Customer	Apri Aviation, Inc		
N Number	N/A	S/N	N/A
Tech.			
Inspected By			
TSN	N/A	TSO	N/A
CSN	N/A	CSO	N/A

DUNCAN
AVIATION
01
36

See Other Side for Further Information

Description of Services Performed

Cont. Maint of Manufacturing Spec

**DUNCAN
AVIATION**



Maintenance Release

Lincoln Airport 402.475.2611 Accessory Class 1,2 & 3
P.O. Box 81887 Fax: 402.475.5541 Propeller Limited
Lincoln Telex: 48.4365 Radio Class 1,2 & 3
Nebraska 68501 CRS#JGVR194F Instrument Class 1,2,3,4

This Aircraft Appliance/Component was repaired and inspected in accordance with current Federal Aviation regulations and was found airworthy for return for service. Pertinent details on the repair are on file at this agency under W/O numbers below.

Work Order # TEXMA Date 7-19-94

O/H Repaired F/T

Removed Serviceable Shelf Life Expiration N/A

Date Weighed N/A

Unit RCW

Manufacturer Global

Part Number 10050-4-4A-3140

Model GN3-500

Serial Number 1937

Customer Apri Aviation, INC.

N Number N/A S/N N/A

Tech. [Signature]

Inspected By [Signature]

TSN N/A TSO N/A

CSN N/A CSO N/A

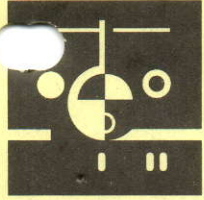
DUNCAN
AVIATION
Q
56

See Other Side for Further Information

Description of Services Performed

Unit ~~Manufact~~ Manufacturer Specs

DUNCAN AVIATION



DUNCAN AVIATION
 P.O. BOX 81887, LINCOLN, NE 68501
 TEL. # (402) 475-2611
 CRS# JGVR194F

WORK ORDER INVOICE

DEPT. # 29 N CU

PAGE - 1

INVOICE #
 DATE 7/19/94

APRI AVIATION, INC.
 1450 SALLY RIDE DRIVE
 CONCORD, CA 94520

AIRCRAFT N # 368MD
 MAKE: IAI
 MODEL: 1124A
 SERIAL: 368
 UNIT GLOBAL
 SERIES 4
 N/A

WO NO	TERMS	DATE IN	COMPLETED	PURCHASE ORDER	CUSTOMER
TEXMA		7/18/94	7/19/94	N/A	APRIA

SERVICE DESCRIPTION

1 P/N 10600-2-100 S/N 2695 M/N GNS-500A Global Series IV
 Cannot receive any omegas. Will not come out of DR.

Bench checked unit and could not duplicate the discrepancy squawked. Troubleshoot subjecting the unit to heat, cold and vibration and could not duplicate. Inspected and functional tested to specifications.

NOTE: BILLED CUSTOMER THE FLAT RATE TEST TIME FOR CHECKOUT OF THIS UNIT.

LABOR

FLAT RATE LABOR	65.00 *
SQUAWK TOTAL AMOUNT	65.00 **

SERVICE DESCRIPTION

2 P/N 10050-4-4A-3140 S/N 1937 M/N GNS-500A
 Cannot receive and omegas.

Bench checked unit and could not duplicated squawk. Inspected and functional tested to specifications.

NOTE: BILLED CUSTOMER THE FLAT RATE TEST TIME FOR CHECKOUT OF THIS UNIT.

LABOR

FLAT RATE LABOR	65.00 *
SQUAWK TOTAL AMOUNT	65.00 **

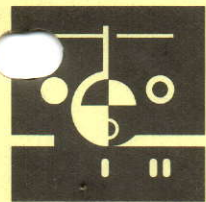
NOT AN INVOICE

BILLING INFORMATION ONLY

TOTAL PARTS	.00
TOTAL LABOR	130.00
TOTAL OTHER SERVICES	.00
WORK ORDER TOTAL --- PAY THIS AMOUNT	130.00

BY W Camp

**DUNCAN
AVIATION**



DUNCAN AVIATION
P.O. BOX 81887, LINCOLN, NE 68501
TEL.# (402)475-2611
CRS# JGVR194F

=====
= WORK ORDER INVOICE =
=====

DEPT. # 29 N CU

PAGE - 2

INVOICE # TEXMA
DATE 7/19/94

D. Camp

PACKING LIST 606216

PAGE 1

SHIP TO:
MCBAIL COMPANY
1450 SALLY RIDE DRIVE
CONCORD, CALIFORNIA 94520

SERVICED BY:
COLLINS AVIONICS SERVICE CENTER
2051 AIRPORT ROAD
WICHITA, KANSAS 67209-1949
FAA REPAIR STATION CERT. #NZ2R049L
FAX (316) 942-3843

FOR QUESTIONS REGARDING THIS
SERVICE WORK, PLEASE CONTACT:
DAN WHITE (316)946-4808


EQUIPMENT TYPE: HCP86
PART NUMBER : 622-4178-003
SERIAL NUMBER : 360
DESCRIPTION : HDG CRSE PNL SGL FGS

CUSTOMER P.O. :
CONTRACT NUMBER:
COLLINS SERVICE ORDER NUMBER: 606216
AIRCRAFT TYPE: N/A
A/C SERIAL NUMBER: N/A
POSITION: N/A
AIRCRAFT TAIL NUMBER: N/A
CUST REJECT PAPER NUMBER:
DATE RECEIVED BY COLLINS: 07/19/94

SHIPPING INFORMATION
DATE SHIPPED: 07/19/94
SHIPPED BY:
FEDEX P1
WAYBILL NUMBER: 5798465032
PREPAID/COLLECT: COLLECT
INSURED: NO

THIS IS NOT A BILL -
INVOICE WILL FOLLOW



 **Rockwell** Avionics

Collins

**SERVICE TESTED
O.K.**

Type No.

HCP 86

Part No.

622-4178-003

BENCH TEST

Serial No.

360

REPAIRED

MCN No.

OVERHAULED

Date

442W1

Final Insp.

Final Test

SCI
879
CAD

SCI
452
CAD

CUSTOMER ACCEPTANCE

This appliance was repaired and inspected in accordance with current Regulations of the Federal Aviation Administration and is approved for return to service.

Pertinent details of the repair are on file at this agency under work order no. 606216

Date JUL 19 1994

Signed  for

(Signature of Authorized Individual)

Collins

FAA CRS #NZZR049L

(Agency Name)

2051 Airport Road

(Certificate No.)

Wichita, Ks. 67209

(Address)

SHIP To: MCBAIL COMPANY
1450 SALLY RIDE DRIVE
CONCORD, CALIFORNIA 94520

BILL To: MCBAIL COMPANY
1450 SALLY RIDE DRIVE
CONCORD, CALIFORNIA 94520

CUSTOMER: MCBAIL COMPANY
1450 SALLY RIDE DRIVE
CONCORD, CALIFORNIA 94520

EQUIPMENT TYPE: HCP86
PART NUMBER : 622-4178-003
SERIAL NUMBER : 360
DESCRIPTION : HDG CRSE PNL SGL FGS

CUSTOMER P.O. :
CONTRACT NUMBER:
COLLINS SERVICE ORDER NUMBER: 606216
CUSTOMER REJECT PAPER NUMBER:

A/C TYPE: N/A
A/C S/N: N/A
POSITION: N/A
A/C TAIL No: N/A

SERVICE DATA:

CUSTOMER COMPLAINT/INSTRUCTIONS:
NO SWK RECEIVED, BENCH TEST AND REPAIR.

DESCRIPTION OF WHAT WAS WRONG WITH THE EQUIPMENT:
LIGHTING INTERMITTENT, CRS KNOB RUBS.

COMPLAINT VERIFIED: N/A

DESCRIPTION OF THE SERVICE WORK PERFORMED:
ADJUSTED KNOB, FIXED POOR SOLDER JOINT.

SERVICE BULLETINS INSTALLED THIS RETURN: NONE

SERVICE BULLETINS PREVIOUSLY INSTALLED: NONE

TESTED BY: M A GRANTHAM
TESTED PER: 523-0769543-00211A

THIS ARTICLE CERTIFIED AIRWORTHY BY: K. J. JONES
FAA REPAIRMAN CERTIFICATE NUMBER: 2506055

PRELIMINARY INSPECTION PERFORMED: 07/19/94 By: M A GRANTHAM
HIDDEN DAMAGE INSPECTION PERFORMED: By: N/A

RECEIPT INFORMATION:

DATE RECEIVED BY COLLINS: 07/19/94
RECEIVING LOCATION: WICHITA
DELIVERED BY : FEDEX P1
WAYBILL NUMBER : 7512809032
PREPAID/COLLECT : PREPAID
INSURED : NO

SERVICED BY:

COLLINS AVIONICS SERVICE CENTER
2051 AIRPORT ROAD
WICHITA, KANSAS 67209-1949
FAA REPAIR STATION CERT. #NZ2R049L
FAX (316) 942-3843

SHIPPING INFORMATION:

DATE SHIPPED : 07/19/94
SHIPPED BY : FEDEX P1
WAYBILL NUMBER : 5798465032
PREPAID/COLLECT : COLLECT
INSURED : NO

FOR QUESTIONS REGARDING THIS
SERVICE WORK, PLEASE CONTACT:
DAN WHITE (316)946-4808

THIS IS NOT A BILL -
INVOICE WILL FOLLOW

COLLINS AVIONICS SERVICE CENTERS ARE IN COMPLIANCE WITH THE FAA ANTI-DRUG PROGRAM FOR PERSONNEL ENGAGED IN SPECIFIED AVIATION ACTIVITIES, UNDER THE REGIONAL AIRLINE ASSOCIATION, AVIATION ASSOCIATES ANTI-DRUG CONSORTIUM, FAA APPROVED PLAN NUMBER E-EA-00111-U [D-CE-011].

CUSTOMER NOTES:

GUARANTEE

ROCKWELL INTERNATIONAL AGREES THAT IT WILL CORRECT, WITHOUT CHARGE, ANY DEFECT IN THE REPAIR WORK IT HAS DONE, PROVIDED THAT THE REPAIRED PRODUCT IS RETURNED TO THE SAME ROCKWELL INTERNATIONAL SERVICE CENTER WHICH PERFORMED THE ORIGINAL REPAIR WORK, SUBJECT TO:

- A. MATERIAL (PARTS) USED IN REPAIR ARE WARRANTED FOR A PERIOD OF 12 MONTHS FROM THE DATE SHIPPED. LABOR IS WARRANTED FOR A PERIOD OF 90 DAYS FROM THE DATE SHIPPED. NOTICE OF THE CLAIMED DEFECT MUST BE GIVEN TO ROCKWELL INTERNATIONAL WITHIN 90 DAYS (FOR LABOR COVERAGE) AND 12 MONTHS (FOR PARTS COVERAGE) FROM THE DATE OF DELIVERY.
- B. THE DEFECT IS RELATED TO THE ORIGINAL REPAIR WORK PERFORMED. REPAIRS ARE NOT DEEMED TO BE DEFECTIVE IF FAILURE IS CAUSED BY AIRCRAFT/SYSTEM DEFICIENCIES, CUSTOMER CAUSED DAMAGE/MISUSE, SHIPPING OR HANDLING DAMAGE, OR EXPOSURE TO ENVIRONMENTAL CONDITIONS IN EXCESS OF THOSE PUBLISHED IN THE EQUIPMENT SPECIFICATIONS.
- C. EQUIPMENT RETURNED TO A ROCKWELL INTERNATIONAL SERVICE CENTER MUST BE PACKAGED IN THE ORIGINAL SHIPPING CONTAINER OR EQUIVALENT.
- D. ROCKWELL INTERNATIONAL'S OBLIGATION SHALL BE LIMITED TO THAT SPECIFIED HEREIN, AND IN NO EVENT WILL ROCKWELL INTERNATIONAL BE RESPONSIBLE FOR CONSEQUENTIAL DAMAGES.

THIS GUARANTEE IS VOID IF, PRIOR TO MAKING CLAIM, THE EQUIPMENT IS ALTERED OR REPAIR IS ATTEMPTED BY PARTIES OTHER THAN ROCKWELL INTERNATIONAL.

THE ABOVE GUARANTEE IS IN LIEU OF PROVISION 5 OF THE ROCKWELL INTERNATIONAL, COLLINS COMMERCIAL AVIONICS GENERAL CONDITIONS OF SALE, DATED 5-91. ALL OTHER TERMS AND CONDITIONS OF THAT DOCUMENT REMAIN IN EFFECT.



 **Rockwell** Avionics

Collins

**SERVICE TESTED
O.K.**

Type No.

PRG 80A

Part No.

622-2923-006

BENCH TEST

Serial No.

681

REPAIRED

MCN No.

OVERHAULED

Date

442WJ

Final Insp.

*825
CAD*

Final Test

*SCT
155
CAD*

CUSTOMER ACCEPTANCE

This appliance was repaired and inspected in accordance with current Regulations of the Federal Aviation Administration and is approved for return to service.

Pertinent details of the repair are on file at this agency under work order no. 366298

Date JUL 19 2004

Signed [Signature] for

(Signature of Authorized Individual)

Collins FAA CRS #NZ2R049L

(Agency Name)

2051 Airport Road

(Certificate No.)

Wichita, Ks. 67209

(Address)

SHIP TO:	BILL TO:	CUSTOMER:
MCBAIL COMPANY	MCBAIL COMPANY	MCBAIL COMPANY
1450 SALLY RIDE DRIVE	1450 SALLY RIDE DRIVE	1450 SALLY RIDE DRIVE
CONCORD, CALIFORNIA 94520	CONCORD, CALIFORNIA 94520	CONCORD, CALIFORNIA 94520

EQUIPMENT TYPE: PRE80A	CUSTOMER P.O. :	A/C TYPE: N/A
PART NUMBER : 622-2923-006	CONTRACT NUMBER:	A/C S/N: N/A
SERIAL NUMBER : 681	COLLINS SERVICE ORDER NUMBER: 366298	POSITION: N/A
DESCRIPTION : PRESELECT SV BK CL/W	CUSTOMER REJECT PAPER NUMBER:	A/C TAIL No: N/A

SERVICE DATA:

CUSTOMER COMPLAINT/INSTRUCTIONS:

NO SWK RECEIVED. BENCH CHECK AND QUOTE COST.
1,000'S COUNTER WHEELS DRAG CAUSING 100'S WHEEL TO TURN.

DESCRIPTION OF WHAT WAS WRONG WITH THE EQUIPMENT:

ALL ENCODING DIODES WEAK, NEEDS SB 7, ONE ALT ALERT LAMP INOP. PUSHBUTTON
SHELL CRACKED, LEN WORN. CLUTCH TOO LOOSE, FT. END & KNOB ASSY NEED RWK.

COMPLAINT VERIFIED: YES

DESCRIPTION OF THE SERVICE WORK PERFORMED:

REPLACED A5, A6 & A7 ENCODER ASSYS; ALT ALERT LAMP DS2; PUSHBUTTON SHELL &
LENS; 2 CODE DISCS; REWORKED KNOB ASSY. REWORKED FRONT END.

SERVICE BULLETINS INSTALLED THIS RETURN: 7

SERVICE BULLETINS PREVIOUSLY INSTALLED: 1-4

TESTED BY.: G S FRUTH
TESTED PER: 523-0767681-006118

THIS ARTICLE CERTIFIED AIRWORTHY BY: R. A. FOSTER
FAA REPAIRMAN CERTIFICATE NUMBER: 2262747

PRELIMINARY INSPECTION PERFORMED: 07/19/94 By: G S FRUTH
HIDDEN DAMAGE INSPECTION PERFORMED: By: . N/A

RECEIPT INFORMATION:

DATE RECEIVED BY COLLINS: 07/19/94
RECEIVING LOCATION: WICHITA
DELIVERED BY : FEDEX P1
WAYBILL NUMBER : 7512809032
PREPAID/COLLECT : PREPAID
INSURED : NO

SERVICED BY:

COLLINS AVIONICS SERVICE CENTER
2051 AIRPORT ROAD
WICHITA, KANSAS 67209-1949
FAA REPAIR STATION CERT. #NZ2R049L
FAX (316) 942-3843

SHIPPING INFORMATION:

DATE SHIPPED : 07/20/94
SHIPPED BY : AMERICAN CTR TO CTR
WAYBILL NUMBER : 75125336
PREPAID/COLLECT : PREPAID
INSURED : NO

FOR QUESTIONS REGARDING THIS
SERVICE WORK, PLEASE CONTACT:
DAN WHITE (316)946-4808

THIS IS NOT A BILL -
INVOICE WILL FOLLOW

COLLINS AVIONICS SERVICE CENTERS ARE IN COMPLIANCE WITH THE FAA ANTI-DRUG PROGRAM FOR PERSONNEL ENGAGED IN SPECIFIED AVIATION ACTIVITIES, UNDER THE REGIONAL AIRLINE ASSOCIATION, AVIATION ASSOCIATES ANTI-DRUG CONSORTIUM, FAA APPROVED PLAN NUMBER E-EA-00111-U [D-CE-011].

DEFECTIVE/FAILED PARTS REPLACED:

PART NUMBER	DESCRIPTION	CKT SYMBOL
262-2336-010	LAMP, INCAND	DS2
629-6711-002	SHELL	SHELL, PSBT
629-7343-002	LENS	LENS, PSBT
629-7480-001	DISK	DISC, CODE
835-0007-010	IC	A5MT1
835-0007-010	IC	A5MT2
629-8380-001	LABEL	LABEL
835-0007-010	IC	A5MT3
629-7296-001	GEAR, BEVEL	GEAR, BVL
629-7297-001	DISK	DISC, DRVE
835-0007-010	IC	A5MT4
835-0007-010	IC	A6MT1
835-0007-010	IC	A6MT2
835-0007-010	IC	A6MT3
835-0007-010	IC	A6MT4
835-0007-010	IC	A7MT1
835-0007-010	IC	A7MT2

To Recorder, Call 402/331-9501

Data Documents 02-850856-01 2S1 12

DEFECTIVE/FAILED PARTS REPLACED:

PART NUMBER	DESCRIPTION	CKT SYMBOL
835-0007-010	IC	A7MT3
835-0007-010	IC	A7MT4

CUSTOMER NOTES:

To Reorder, Call 402/331-9501

Data Documents 02-950856-01 2S1 12


GUARANTEE

ROCKWELL INTERNATIONAL AGREES THAT IT WILL CORRECT, WITHOUT CHARGE, ANY DEFECT IN THE REPAIR WORK IT HAS DONE, PROVIDED THAT THE REPAIRED PRODUCT IS RETURNED TO THE SAME ROCKWELL INTERNATIONAL SERVICE CENTER WHICH PERFORMED THE ORIGINAL REPAIR WORK, SUBJECT TO:

- A. MATERIAL (PARTS) USED IN REPAIR ARE WARRANTED FOR A PERIOD OF 12 MONTHS FROM THE DATE SHIPPED. LABOR IS WARRANTED FOR A PERIOD OF 90 DAYS FROM THE DATE SHIPPED. NOTICE OF THE CLAIMED DEFECT MUST BE GIVEN TO ROCKWELL INTERNATIONAL WITHIN 90 DAYS (FOR LABOR COVERAGE) AND 12 MONTHS (FOR PARTS COVERAGE) FROM THE DATE OF DELIVERY.
- B. THE DEFECT IS RELATED TO THE ORIGINAL REPAIR WORK PERFORMED. REPAIRS ARE NOT DEEMED TO BE DEFECTIVE IF FAILURE IS CAUSED BY AIRCRAFT/SYSTEM DEFICIENCIES, CUSTOMER CAUSED DAMAGE/MISUSE, SHIPPING OR HANDLING DAMAGE, OR EXPOSURE TO ENVIRONMENTAL CONDITIONS IN EXCESS OF THOSE PUBLISHED IN THE EQUIPMENT SPECIFICATIONS.
- C. EQUIPMENT RETURNED TO A ROCKWELL INTERNATIONAL SERVICE CENTER MUST BE PACKAGED IN THE ORIGINAL SHIPPING CONTAINER OR EQUIVALENT.
- D. ROCKWELL INTERNATIONAL'S OBLIGATION SHALL BE LIMITED TO THAT SPECIFIED HEREIN, AND IN NO EVENT WILL ROCKWELL INTERNATIONAL BE RESPONSIBLE FOR CONSEQUENTIAL DAMAGES.

THIS GUARANTEE IS VOID IF, PRIOR TO MAKING CLAIM, THE EQUIPMENT IS ALTERED OR REPAIR IS ATTEMPTED BY PARTIES OTHER THAN ROCKWELL INTERNATIONAL.

THE ABOVE GUARANTEE IS IN LIEU OF PROVISION 5 OF THE ROCKWELL INTERNATIONAL, COLLINS COMMERCIAL AVIONICS GENERAL CONDITIONS OF SALE, DATED 5-91. ALL OTHER TERMS AND CONDITIONS OF THAT DOCUMENT REMAIN IN EFFECT.

 **Rockwell** Avionics

Collins

**SERVICE TESTED
O.K.**

Type No.

HCP 86

Part No.

622-4178-003

BENCH TEST

Serial No.

360

REPAIRED

MCN No.

OVERHAULED

Date

444W1

Final Insp.

Final Test



CUSTOMER ACCEPTANCE

This appliance was repaired and inspected in accordance with current Regulations of the Federal Aviation Administration and is approved for return to service.

Pertinent details of the repair are on file at this agency under work order no. 636187

Date AUG 02 1994

Signed [Signature] for

(Signature of Authorized Individual)

Collins , FAA CRS #NZ2R049L

(Agency Name)

(Certificate No.)

2051 Airport Road Wichita, Ks. 67209

(Address)

SHIP TO:
MCBAIL COMPANY
1450 SALLY RIDE DRIVE
CONCORD, CALIFORNIA 94520

BILL TO:
MCBAIL COMPANY
1450 SALLY RIDE DRIVE
CONCORD, CALIFORNIA 94520

CUSTOMER:
MCBAIL COMPANY
1450 SALLY RIDE DRIVE
CONCORD, CALIFORNIA 94520

EQUIPMENT TYPE: HCP86
PART NUMBER : 622-4178-003
SERIAL NUMBER : 360
DESCRIPTION : HDG CRSE PNL SGL FGS

CUSTOMER P.O. :
CONTRACT NUMBER:
COLLINS SERVICE ORDER NUMBER: 636187
CUSTOMER REJECT PAPER NUMBER:

A/C TYPE:
A/C S/N:
POSITION:
A/C TAIL No:

SERVICE DATA:

CUSTOMER COMPLAINT/INSTRUCTIONS:
INTERMITTENT. EVALUATE FOR SHOP WARRANTY. HEADING BUG WON'T MORE WHEN
NEW HEADING IS SELECTED.

DESCRIPTION OF WHAT WAS WRONG WITH THE EQUIPMENT:
NO TROUBLE FOUND.

COMPLAINT VERIFIED: N/A
DESCRIPTION OF THE SERVICE WORK PERFORMED:
BENCH TEST. NO TROUBLE FOUND RELEASE FROM CUST JEFF ATCHINSON 8-2.

SERVICE BULLETINS INSTALLED THIS RETURN: NONE

SERVICE BULLETINS PREVIOUSLY INSTALLED: NONE

TESTED BY.: M A GRANTHAM
TESTED PER: 523-0769543-00211A

THIS ARTICLE CERTIFIED AIRWORTHY BY: K. J. JONES
FAA REPAIRMAN CERTIFICATE NUMBER: 2506055

PRELIMINARY INSPECTION PERFORMED: 08/02/94 BY: M A GRANTHAM
HIDDEN DAMAGE INSPECTION PERFORMED: BY: N/A

RECEIPT INFORMATION:

DATE RECEIVED BY COLLINS: 08/02/94
RECEIVING LOCATION: WICHITA
DELIVERED BY : FEDX P1
WAYBILL NUMBER : 6761375095
PREPAID/COLLECT : COLLECT
INSURED : NO

SERVICED BY:

COLLINS AVIONICS SERVICE CENTER
2051 AIRPORT ROAD
WICHITA, KANSAS 67209-1949
FAA REPAIR STATION CERT. #NZ2R049L
FAX (316) 942-3843

SHIPPING INFORMATION:

DATE SHIPPED : 08/02/94
SHIPPED BY : FEDEX P1
WAYBILL NUMBER : 5798899477
PREPAID/COLLECT : PREPAID
INSURED : NO

FOR QUESTIONS REGARDING THIS
SERVICE WORK, PLEASE CONTACT:
DAN WHITE (316)946-4808

THIS IS NOT A BILL -
INVOICE WILL FOLLOW

COLLINS AVIONICS SERVICE CENTERS ARE IN COMPLIANCE WITH THE FAA ANTI-DRUG PROGRAM FOR PERSONNEL ENGAGED IN SPECIFIED AVIATION ACTIVITIES; UNDER THE REGIONAL AIRLINE ASSOCIATION; AVIATION ASSOCIATES ANTI-DRUG CONSORTIUM; FAA APPROVED PLAN NUMBER E-EA-00111-U [D-CE-011].

DEFECTIVE/FAILED PARTS REPLACED:

PART NUMBER	DESCRIPTION	CKT SYMBOL
262-1095-000	LAMP	LAMPS 5V

CUSTOMER NOTES:

GUARANTEE

ROCKWELL INTERNATIONAL AGREES THAT IT WILL CORRECT, WITHOUT CHARGE, ANY DEFECT IN THE REPAIR WORK IT HAS DONE, PROVIDED THAT THE REPAIRED PRODUCT IS RETURNED TO THE SAME ROCKWELL INTERNATIONAL SERVICE CENTER WHICH PERFORMED THE ORIGINAL REPAIR WORK, SUBJECT TO:

- A. MATERIAL (PARTS) USED IN REPAIR ARE WARRANTED FOR A PERIOD OF 12 MONTHS FROM THE DATE SHIPPED. LABOR IS WARRANTED FOR A PERIOD OF 90 DAYS FROM THE DATE SHIPPED. NOTICE OF THE CLAIMED DEFECT MUST BE GIVEN TO ROCKWELL INTERNATIONAL WITHIN 90 DAYS (FOR LABOR COVERAGE) AND 12 MONTHS (FOR PARTS COVERAGE) FROM THE DATE OF DELIVERY.
- B. THE DEFECT IS RELATED TO THE ORIGINAL REPAIR WORK PERFORMED. REPAIRS ARE NOT DEEMED TO BE DEFECTIVE IF FAILURE IS CAUSED BY AIRCRAFT/SYSTEM DEFICIENCIES, CUSTOMER CAUSED DAMAGE/MISUSE, SHIPPING OR HANDLING DAMAGE, OR EXPOSURE TO ENVIRONMENTAL CONDITIONS IN EXCESS OF THOSE PUBLISHED IN THE EQUIPMENT SPECIFICATIONS.
- C. EQUIPMENT RETURNED TO A ROCKWELL INTERNATIONAL SERVICE CENTER MUST BE PACKAGED IN THE ORIGINAL SHIPPING CONTAINER OR EQUIVALENT.
- D. ROCKWELL INTERNATIONAL'S OBLIGATION SHALL BE LIMITED TO THAT SPECIFIED HEREIN, AND IN NO EVENT WILL ROCKWELL INTERNATIONAL BE RESPONSIBLE FOR CONSEQUENTIAL DAMAGES.

THIS GUARANTEE IS VOID IF, PRIOR TO MAKING CLAIM, THE EQUIPMENT IS ALTERED OR REPAIR IS ATTEMPTED BY PARTIES OTHER THAN ROCKWELL INTERNATIONAL.

THE ABOVE GUARANTEE IS IN LIEU OF PROVISION 5 OF THE ROCKWELL INTERNATIONAL, COLLINS COMMERCIAL AVIONICS GENERAL CONDITIONS OF SALE, DATED 5-91. ALL OTHER TERMS AND CONDITIONS OF THAT DOCUMENT REMAIN IN EFFECT.

DUNCAN
AVIATION



Maintenance Release

DUNCAN AVIONICS-TETERBORO
Teterboro Airport
Teterboro, NJ 07608
CRS# XJRR155L

This Aircraft Appliance/Component was repaired and inspected in accordance with current Federal Aviation regulations and was found airworthy for return for service. Pertinent details on the repair are on file at this agency under W/O numbers below.

Work Order # 0947P-1 Date 5/26/92

O/H Repaired F/T

Removed Serviceable Shelf Life Expiration

Date Weighed

Unit NAV Receiver

Manufacturer Collins

Part Number 622-0876-001

Model VIR-30A

Serial Number 17009

Customer INTDQ

N# S/N

Tech. R. Martin

Inspected By [Signature]

TSN TSO

CSN CSO

See Other Side for Further Information

Description of Services Performed

Functional Tested to
Manuf. specs. ✓
R. Martin

DUNCAN AVIATION

DUNCAN AVIATION
P.O. BOX 81887, LINCOLN, NE 68501
TEL.# (402)475-2611, TELEX 48-4365
CRS# JGVR194F



WORK ORDER INVOICE

DEPT. # 29 N C

PAGE - 1

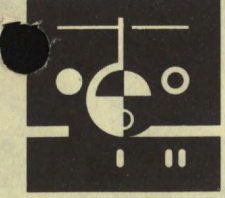
INVOICE # 4205P
DATE 7/21/92

DUNCAN AVIATION

EDWES

DATE 7/21/92

DUNCAN AVIATION
P.O. BOX 81887, LINCOLN, NE 68501
TEL.# (402)475-2611, TELEX 48-4365



DESC RECEIVER 05B
PART 622-0876-001
PONO 368MD MFG COLLINS
MOD VIR-30A S/N 16803

ED-WES, INC.
1450 SALLY RIDE DR
CONCORD, CA 94520

AIRCRAFT N #
MAKE:
MODEL:
SERIAL:

UNIT
COLLINS
VIR-30A
16803

SHIP TO ED-WES, INC.
1450 SALLY RIDE DR
CONCORD, CA 94520

PACKING SLIP

WO NO	TERMS	DATE IN	COMPLETED	PURCHASE ORDER	CUSTOMER
4205P		7/09/92	7/21/92	368MD	EDWES

WO #	SHIP DATE	SHIP NO
29-4205P	FEDX P2 7/21/92	4205P

SERVICE DESCRIPTION

1 P/N 622-0876-001 S/N 16803 M/N VIR-30A
INOP G/S. Bench checked unit and duplicated discrepancy. Troubleshoot and replaced defective parts listed. Environmentally tested. Subjected unit to heat, cold, and vibration. Inspected and functional tested to specs. Cleaned entire assy.

PARTS

PART NUMBER	DESCRIPTION	UNIT	QTY	PRICE	AMOUNT
1 289-7193-020	CRYSTAL	EA	1	18.29	18.29
352-0695-020	TRANSISTOR	EA	1	3.17	3.17

LABOR

FLAT RATE LABOR	340.00
SQUAWK TOTAL AMOUNT	361.46
TOTAL PARTS	21.46
TOTAL LABOR	340.00
TOTAL OTHER SERVICES	.00
TOTAL TAX	1.77
WORK ORDER TOTAL	363.23

BY

Schug

NOT AN INVOICE
BILLING INFORMATION ONLY

OPERATOR: ED-WES, INC.

REPORT DATE 09/14/93

WORK COMPLIANCE FORM NO.

34.370

AIRCRAFT NO.: 368

MODEL: 1124A WESTWIND

CARD NO: 34-12

AIRCRAFT REG.: N368MD

ISSUED 07-88 REV. 01-92

PAGE 1

93257	WORK DUE AT	* - APU HRS.		RECORD TIME WORK ACCOMPLISHED FOR EACH TASK. KEEP TOP COPY FOR YOUR RECORDS. RETURN CARBON COPY TO CSI FOR UPDATING.	
34-039	DATE	HOURS	LANDINGS	CYCLES	
29 29	10/14/93	5444			CHECK CURRENT DUE LIST FOR DUE TIME CHANGES

WORK ACCOMPLISHED: DATE: MONTH 10 DAY 14 YEAR 93 AIRCRAFT HOURS: 5350 LANDINGS: 4003

TECHNICIAN SIGNATURE: [Signature] KIND OF CERTIFICATE & NO: 560267240
 INSPECTED BY: [Signature] KIND OF CERTIFICATE & NO: AIP

ONLY THE FOLLOWING WORK IS DUE AT THE TIME(S) NOTED ABOVE:

DUE > 344616 INSP EMER PWR SUPPLY BATT TP-202

344611 PART NAME: () EMERGENCY POWER SUPPLY BATTERY/STAND-BY ATTITUDE GYRO HM 34-20-09
 REASON REMOVED: (CHECK ONE) TECHNICIAN: _____ INSP: _____
 TIME A () FAIL B () WORN C () LOANER D () SCHEDCONV E () MOD G () SERVICE K () ENG CHG L () TIRE CHG M () DAMAGED T ()

PART REMOVED: PART NUMBER _____ SERIAL NUMBER: _____

PART INSTALLED: PART NUMBER _____ SERIAL NUMBER: _____

INSTALLED TSN: HRS _____ LDGS _____ MOS _____ INSTALLED TSO: HRS _____ LDGS _____ MOS _____

WARRANTY TIME REMAINING: HRS _____ LDGS _____ MOS _____ MAN-HOURS: HRS _____ TENTHS _____ PRICE: \$ _____

	TECHNICIAN	INSPECTOR	MAN-HOURS
			HRS. THS
R(344616)) INSP EMER POWER SUPPLY BATTERY/STAND-BY ATTITUDE GYRO...TP-202.....	<u>[Signature]</u>	<u>[Signature]</u>	_____
R 344621 DEEP CYCLE EMERGENCY POWER SUPPLY SYSTEM (PS 823 ONLY)...TP-202.....	_____	_____	_____
344618 TEST EMERGENCY BATTERY/STAND-BY ATTITUDE GYRO (PS-835 ONLY)...JET SL-80C...	_____	_____	_____

344611			

NOTE: THE FOLLOWING ADDITIONAL WCF(S) ARE REQUIRED TO PERFORM THIS TASK 34.T01, 34.T02.

EMERGENCY POWER SUPPLY BATTERY/STAND-BY ATTITUDE GYRO - REMOVAL AND INSTALLATION, DEEP CYCLE, TEST (REFER TO FIGURES 1, 2, 3, 4 AND 5 ON CARD 34-12)
 A REMOVAL (REFER TO FIGURE 5)

NOTE: FOR MODEL PS-823 EMERGENCY POWER SUPPLY.

1. REMOVE ELECTRICAL POWER FROM AIRCRAFT.
2. REMOVE SAFETY WIRE FROM KNURLED KNOB TO MOUNT AND LOOSEN KNOB.
3. REMOVE EMERGENCY POWER SUPPLY UNIT FROM MOUNTING RACK BY PULLING GENTLY.
4. RECORD PART NUMBER, SERIAL NUMBER, AND REASON REMOVED IN SPACE PROVIDED ON PAGE 1.

B INSTALLATION

NOTE: FOR MODEL PS-823 EMERGENCY POWER SUPPLY.

1. OK TO INSTALL. RECORD PART NUMBER, SERIAL NUMBER AND UNIT TIME IN SPACE PROVIDED ON PAGE 1.
2. POSITION EMERGENCY POWER SUPPLY IN FRONT OF MOUNTING RACK.
3. CAREFULLY SLIDE EMERGENCY POWER SUPPLY BACK UNTIL REAR CONNECTOR MATES WITH MOUNT CONNECTOR. ENSURE THAT PINS ARE PROPERLY ALIGNED, THEN FIRMLY PRESS POWER SUPPLY BACK UNTIL REAR CONNECTOR IS FIRMLY ENGAGED WITH MOUNTING RACK CONNECTOR.
4. LIFT KNURLED KNOB ONTO SECURING HOOK IN FRONT OF POWER SUPPLY AND TIGHTEN KNOB.
5. SAFETYWIRE KNURLED KNOB.
6. CONNECT ELECTRICAL POWER TO AIRCRAFT.

344616
 C INSPECT EMERGENCY POWER SUPPLY BATTERY/STAND-BY ATTITUDE GYRO (REFER TO FIGURES 1, 2 AND 3)

OPERATOR: ED-WES, INC.

REPORT DATE 09/13/94

WORK COMPLIANCE FORM NO.

34.370

AIRCRAFT NO.: 368

MODEL: 1124A WESTWIND

CARD NO: 34-12

AIRCRAFT REG.: N368MD

ISSUED 07-88 REV. 08-93

PAGE 1

2929368
34-039
94256

WORK DUE AT	DATE	HOURS	* = APU HRS.	LANDINGS	CYCLES
	10/25/94	5622			

RECORD TIME WORK ACCOMPLISHED FOR EACH TASK. KEEP ORIGINAL FOR YOUR RECORDS. RETURN COPY TO CSI FOR UPDATING.

CHECK CURRENT DUE LIST FOR DUE TIME CHANGES

WORK ACCOMPLISHED: DATE: MONTH 10 DAY 25 YEAR 94 AIRCRAFT HOURS: 5499 LANDINGS: 4189

TECHNICIAN SIGNATURE: [Signature] KIND OF CERTIFICATE & NO: 560787240 AP

INSPECTED BY: [Signature] KIND OF CERTIFICATE & NO: ATP

ONLY THE FOLLOWING WORK IS DUE AT THE TIME(S) NOTED ABOVE:

DUE > 344616 INSP EMER PWR SUPPLY BATT MM 34-20-09
 344611 PART NAME: () EMERGENCY GYRO POWER SUPPLY BATTERY MM 34-20-09
 REASON REMOVED: (CHECK ONE) TECHNICIAN: _____ INSP: _____
 TIME A () FAIL B () WORN C () LOANER D () SCHEDCONV E () MOD G () SERVICE K () ENG CHG L () TIRE CHG M () DAMAGED T ()

PART REMOVED: PART NUMBER _____ SERIAL NUMBER: _____

PART INSTALLED: PART NUMBER _____ SERIAL NUMBER: _____

INSTALLED TSM: HRS _____ LDGS _____ MOS _____ INSTALLED TSD: HRS _____ LDGS _____ MOS _____

WARRANTY TIME REMAINING: HRS _____ LDGS _____ MOS _____ MAN-HOURS: HRS _____ TENTHS _____ PRICE: \$ _____

	TECHNICIAN	INSPECTOR	MAN-HOURS
R 344616 INSPECT EMERGENCY GYRO POWER SUPPLY BATTERY (PS-823)...MM 34-20-09.....	<u>[Signature]</u>	<u>[Signature]</u>	_____
R 344618 CHECK EMERGENCY POWER SUPPLY BATTERY (PS-835)...JET 9L-80E/TP-329.....			_____
R 344621 CAPACITY TEST EMERGENCY POWER SUPPLY BATTERY (PS 835)...JET 9L-80E/TP-329..			_____

344611
 EMERGENCY GYRO POWER SUPPLY BATTERY - REMOVAL AND INSTALLATION, INSPECT, DEEP CYCLE, CHECK, TEST (REFER TO FIGURES 1 THROUGH 6 ON CARD 34-12)
 EQUIPMENT: JUMPER WIRE (#16 AWG BUSWIRE OR EQUIVALENT), 7 OHM + OR -1 PERCENT 150 WATT RESISTOR, DIGITAL VOLTMETER
 SMALL COOLING FAN, LOCALLY FABRICATED PROP, GRAPH PAPER, JUMPER LEAD, STOP WATCH
 A REMOVAL (REFER TO FIGURE 6)

R NOTE: THIS TEXT APPLIES ONLY TO THE PS-823 EMERGENCY POWER SUPPLY.

1. REMOVE ELECTRICAL POWER FROM AIRCRAFT.
2. REMOVE SAFETY WIRE FROM KNURLED KNOB TO MOUNT AND LOOSEN KNOB.
3. REMOVE EMERGENCY POWER SUPPLY UNIT FROM MOUNTING RACK BY PULLING GENTLY.
4. RECORD PART NUMBER, SERIAL NUMBER AND REASON REMOVED IN SPACE PROVIDED ON PAGE 1.

B INSTALLATION

R NOTE: THIS TEXT APPLIES ONLY TO THE PS-823 EMERGENCY POWER SUPPLY.

1. OK TO INSTALL. RECORD PART NUMBER, SERIAL NUMBER AND UNIT TIME IN SPACE PROVIDED ON PAGE 1.
2. POSITION EMERGENCY POWER SUPPLY IN FRONT OF MOUNTING RACK.
3. CAREFULLY SLIDE EMERGENCY POWER SUPPLY BACK UNTIL REAR CONNECTOR MATES WITH MOUNT CONNECTOR. ENSURE THAT PINS ARE PROPERLY ALIGNED, THEN FIRMLY PRESS POWER SUPPLY BACK UNTIL REAR CONNECTOR IS FIRMLY ENGAGED WITH MOUNTING RACK CONNECTOR.
4. LIFT KNURLED KNOB ONTO SECURING HOOK IN FRONT OF POWER SUPPLY AND TIGHTEN KNOB.
5. SAFETYWIRE KNURLED KNOB.
6. CONNECT ELECTRICAL POWER TO AIRCRAFT.

344616

R C INSPECT EMERGENCY GYRO POWER SUPPLY BATTERY (REFER TO FIGURES 1, 2, 3 AND 4)
 R 1. BATTERY TEST AND CHARGE FOR MODEL PS-823 EMERGENCY POWER SUPPLY BATTERY AS FOLLOWS:

OPERATOR: ED-WES, INC.

REPORT DATE 08/12/92

WORK COMPLIANCE FORM NO.

34.370

AIRCRAFT NO.: 368

MODEL: 1124A WESTWIND

CARD NO: 34-12

AIRCRAFT REG.: N368MD

ISSUED 07-88 REV. 01-92

PAGE 1

92225	WORK DUE AT		* - APU HRS.		RECORD TIME WORK ACCOMPLISHED FOR EACH TASK. KEEP TOP COPY FOR YOUR RECORDS. RETURN CARBON COPY TO CSI FOR UPDATING.
34-039	DATE	HOURS	LANDINGS	CYCLES	
29 29	10/07/92	5274			CHECK CURRENT DUE LIST FOR DUE TIME CHANGES

WORK ACCOMPLISHED: DATE: MONTH 10 DAY 6 YEAR 92 AIRCRAFT HOURS: 5163 LANDINGS: 3792

TECHNICIAN SIGNATURE: [Signature] KIND OF CERTIFICATE & NO: 560767740
 INSPECTED BY: [Signature] KIND OF CERTIFICATE & NO: A+D

ONLY THE FOLLOWING WORK IS DUE AT THE TIME(S) NOTED ABOVE:

DUE > 344616 INSP EMER PWR SUPPLY BATT TP-202
 344611 PART NAME: () EMERGENCY POWER SUPPLY BATTERY/STAND-BY ATTITUDE GYRO MM 34-20-09
 REASON REMOVED: (CHECK ONE) TECHNICIAN: _____ INSP: _____
 TIME A () FAIL B () WORN C () LOANER D () SCHED CONV E () MOD G () SERVICE K () ENG CHG L () TIRE CHG M () DAMAGED T ()

PART REMOVED: PART NUMBER _____ SERIAL NUMBER: _____

PART INSTALLED: PART NUMBER _____ SERIAL NUMBER: _____

INSTALLED TSN: HRS _____ LDGS _____ MOS _____ INSTALLED TSO: HRS _____ LDGS _____ MOS _____

WARRANTY TIME REMAINING: HRS _____ LOGS _____ MOS _____ MAN-HOURS: HRS _____ TENTHS _____ PRICE: \$

	TECHNICIAN	INSPECTOR	MAN-HOURS
	HRS.	TMS	HRS.
R (344616) () INSP EMER POWER SUPPLY BATTERY/STAND-BY ATTITUDE GYRO...TP-202.....	<u>[Signature]</u>	<u>[Signature]</u>	
R 344621 DEEP CYCLE EMERGENCY POWER SUPPLY SYSTEM (PS 823 ONLY)...TP-202.....			
344618 TEST EMERGENCY BATTERY/STAND-BY ATTITUDE GYRO (PS-835 ONLY)...JET 9L-80C...			
344611			

NOTE: THE FOLLOWING ADDITIONAL WCF(S) ARE REQUIRED TO PERFORM THIS TASK 34.T01, 34.T02.

EMERGENCY POWER SUPPLY BATTERY/STAND-BY ATTITUDE GYRO - REMOVAL AND INSTALLATION, DEEP CYCLE, TEST (REFER TO FIGURES 1, 2, 3, 4 AND 5 ON CARD 34-12)
 A REMOVAL (REFER TO FIGURE 5)

NOTE: FOR MODEL PS-823 EMERGENCY POWER SUPPLY.

1. REMOVE ELECTRICAL POWER FROM AIRCRAFT.
 2. REMOVE SAFETY WIRE FROM KNURLED KNOB TO MOUNT AND LOOSEN KNOB.
 3. REMOVE EMERGENCY POWER SUPPLY UNIT FROM MOUNTING RACK BY PULLING GENTLY.
 4. RECORD PART NUMBER, SERIAL NUMBER, AND REASON REMOVED IN SPACE PROVIDED ON PAGE 1.
- B INSTALLATION

NOTE: FOR MODEL PS-823 EMERGENCY POWER SUPPLY.

1. OK TO INSTALL. RECORD PART NUMBER, SERIAL NUMBER AND UNIT TIME IN SPACE PROVIDED ON PAGE 1.
2. POSITION EMERGENCY POWER SUPPLY IN FRONT OF MOUNTING RACK.
3. CAREFULLY SLIDE EMERGENCY POWER SUPPLY BACK UNTIL REAR CONNECTOR MATES WITH MOUNT CONNECTOR. ENSURE THAT PINS ARE PROPERLY ALIGNED, THEN FIRMLY PRESS POWER SUPPLY BACK UNTIL REAR CONNECTOR IS FIRMLY ENGAGED WITH MOUNTING RACK CONNECTOR.
4. LIFT KNURLED KNOB ONTO SECURING HOOK IN FRONT OF POWER SUPPLY AND TIGHTEN KNOB.
5. SAFETYWIRE KNURLED KNOB.
6. CONNECT ELECTRICAL POWER TO AIRCRAFT.

344616
 C INSPECT EMERGENCY POWER SUPPLY BATTERY/STAND-BY ATTITUDE GYRO (REFER TO FIGURES 1, 2 AND 3)

OPERATOR: ED-WES, INC.

REPORT DATE 02/12/92

WORK COMPLIANCE FORM NO.

34.370

AIRCRAFT NO.: 368

MODEL: 1124A WESTWIND

CARD NO: 34-12

AIRCRAFT REG.: N368MD

ISSUED 07-88 REV. 01-92

PAGE 1

92043	WORK DUE AT			* = APU HRS.	RECORD TIME WORK ACCOMPLISHED FOR EACH TASK. KEEP TOP COPY FOR YOUR RECORDS. RETURN CARBON COPY TO CSI FOR UPDATING.
34-039	DATE	HOURS	LANDINGS	CYCLES	
29 29	03/14/92	5148			CHECK CURRENT DUE LIST FOR DUE TIME CHANGES

WORK ACCOMPLISHED: DATE: MONTH 4 DAY 3 YEAR 92 AIRCRAFT HOURS: 5072 LANDINGS: 3701

TECHNICIAN SIGNATURE: [Signature] KIND OF CERTIFICATE & NO: 560767740
 INSPECTED BY: [Signature] KIND OF CERTIFICATE & NO: A+P

ONLY THE FOLLOWING WORK IS DUE AT THE TIME(S) NOTED ABOVE:

DUE > 344616 INSP EMER PWR SUPPLY BATT TP-202

 344611 PART NAME: () EMERGENCY POWER SUPPLY BATTERY/STAND-BY ATTITUDE GYRO MM 34-20-09
 REASON REMOVED: (CHECK ONE) TECHNICIAN: _____ INSP: _____
 TIME A () FAIL B () WORN C () LOANER D () SCHED CONV E () MOD G () SERVICE K () ENG CHG L () TIRE CHG M () DAMAGED T ()

PART REMOVED: PART NUMBER _____ SERIAL NUMBER: _____
 PART INSTALLED: PART NUMBER _____ SERIAL NUMBER: _____
 TIME SINCE NEW: HRS _____ LDGS _____ MOS _____ TIME SINCE OVERHAUL: HRS _____ LDGS _____ MOS _____

WARRANTY TIME REMAINING: HRS	LDGS	MOS	MAN-HOURS: HRS	TENTHS	PRICE: \$	TECHNICIAN	INSPECTOR	MAN-HOURS HRS.THS
R(344616)	()	INSP EMER POWER SUPPLY BATTERY/STAND-BY ATTITUDE GYRO...TP-202			<u>[Signature]</u>	<u>[Signature]</u>
R 344621		DEEP CYCLE EMERGENCY POWER SUPPLY SYSTEM (PS 823 ONLY)...TP-202
344618		TEST EMERGENCY BATTERY/STAND-BY ATTITUDE GYRO (PS-835 ONLY)...JET SL-80C
344611								

NOTE: THE FOLLOWING ADDITIONAL WCF(S) ARE REQUIRED TO PERFORM THIS TASK 34.T01, 34.T02.
 EMERGENCY POWER SUPPLY BATTERY/STAND-BY ATTITUDE GYRO - REMOVAL AND INSTALLATION, DEEP CYCLE, TEST (REFER TO FIGURES 1, 2, 3, 4 AND 5 ON CARD 34-12)
 A REMOVAL (REFER TO FIGURE 5)

- NOTE: FOR MODEL PS-823 EMERGENCY POWER SUPPLY.
1. REMOVE ELECTRICAL POWER FROM AIRCRAFT.
 2. REMOVE SAFETY WIRE FROM KNURLED KNOB TO MOUNT AND LOOSEN KNOB.
 3. REMOVE EMERGENCY POWER SUPPLY UNIT FROM MOUNTING RACK BY PULLING GENTLY.
 4. RECORD PART NUMBER, SERIAL NUMBER, AND REASON REMOVED IN SPACE PROVIDED ON PAGE 1.
- B INSTALLATION

- NOTE: FOR MODEL PS-823 EMERGENCY POWER SUPPLY.
1. OK TO INSTALL. RECORD PART NUMBER, SERIAL NUMBER AND UNIT TIME IN SPACE PROVIDED ON PAGE 1.
 2. POSITION EMERGENCY POWER SUPPLY IN FRONT OF MOUNTING RACK.
 3. CAREFULLY SLIDE EMERGENCY POWER SUPPLY BACK UNTIL REAR CONNECTOR MATES WITH MOUNT CONNECTOR. ENSURE THAT PINS ARE PROPERLY ALIGNED, THEN FIRMLY PRESS POWER SUPPLY BACK UNTIL REAR CONNECTOR IS FIRMLY ENGAGED WITH MOUNTING RACK CONNECTOR.
 4. LIFT KNURLED KNOB ONTO SECURING HOOK IN FRONT OF POWER SUPPLY AND TIGHTEN KNOB.
 5. SAFETY WIRE KNURLED KNOB.
 6. CONNECT ELECTRICAL POWER TO AIRCRAFT.

OPERATOR: ED-WES, INC.

WORK COMPLIANCE FORM NO. 34,270

AIRCRAFT NO.: 368

MODEL: 1124A WESTWIND

CARD NO: 34-12

AIRCRAFT REG.: N368MD

ISSUED 07-88 REV. 08-93

PAGE 1

93278

WORK DUE AT	* = APU HRS	RECORD TIME WORK ACCOMPLISHED FOR EACH TASK. KEEP TOP COPY FOR YOUR RECORDS. RETURN CARBON COPY TO CSI FOR UPDATING.		
DATE	HOURS	LANDINGS	CYCLES	
34-039				
29 29				UNSCHEDULED

WORK ACCOMPLISHED: DATE: MONTH 1 DAY 13 YEAR 94 AIRCRAFT HOURS: 5225 LANDINGS: 4038

TECHNICIAN SIGNATURE: [Signature] KIND OF CERTIFICATE & NO.: 560767740

INSPECTED BY: [Signature] KIND OF CERTIFICATE & NO.: A+P

344611 PART NAME: () EMERGENCY GYRO POWER SUPPLY BATTERY MM 34-20-09
 REASON REMOVED: (CHECK ONE) TECHNICIAN: _____ INSP: _____
 TIME A () FAIL B () WDRN C () LOANER D () SCHEDCONV E () MOD G () SERVICE K () ENG CHG L () TIRE CHG M () DAMAGED T ()

PART REMOVED: PART NUMBER _____ SERIAL NUMBER: _____

PART INSTALLED: PART NUMBER _____ SERIAL NUMBER: _____

INSTALLED TSN: HRS _____ LDGS _____ MOS _____ INSTALLED TSD: HRS _____ LDGS _____ MOS _____

WARRANTY TIME REMAINING: HRS _____ LDGS _____ MOS _____ MAN-HOURS: HRS _____ TENTHS _____ PRICE: \$ _____
 SIGNOFF ANY WORK ACCOMPLISHED BELOW. TECHNICIAN _____ INSPECTOR _____ MAN-HOURS _____ HRS.THS _____

R (344616) () INSPECT EMERGENCY GYRO POWER SUPPLY BATTERY (PS-823)...VM TP-202...
 R 344618 CHECK EMERGENCY POWER SUPPLY BATTERY (PS-835)...JET SL-80D...
 R 344621 CAPACITY TEST EMERGENCY POWER SUPPLY BATTERY (PS 835)...JET SL-80D...

344611
 R
 R EMERGENCY GYRO POWER SUPPLY BATTERY - REMOVAL AND INSTALLATION, INSPECT, DEEP CYCLE, CHECK, TEST
 R (REFER TO FIGURES 1 THROUGH 6 ON CARD 34-12)
 R EQUIPMENT: JUMPER WIRE (#16 AWG BUSS WIRE OR EQUIVALENT), 7 OHM + OR -1 PERCENT 150 WATT RESISTOR, DIGITAL VOLTMETER
 R SMALL COOLING FAN, LOCALLY FABRICATED PROP, GRAPH PAPER, JUMPER LEAD, STOP WATCH
 R A REMOVAL (REFER TO FIGURE 6)

NOTE: FOR MODEL PS-823 EMERGENCY POWER SUPPLY.

1. REMOVE ELECTRICAL POWER FROM AIRCRAFT.
2. REMOVE SAFETY WIRE FROM KNURLED KNOB TO MOUNT AND LOOSEN KNOB.
3. REMOVE EMERGENCY POWER SUPPLY UNIT FROM MOUNTING RACK BY PULLING GENTLY.
4. RECORD PART NUMBER, SERIAL NUMBER AND REASON REMOVED IN SPACE PROVIDED ON PAGE 1.

B INSTALLATION

NOTE: FOR MODEL PS-823 EMERGENCY POWER SUPPLY.

1. OK TO INSTALL. RECORD PART NUMBER, SERIAL NUMBER AND UNIT TIME IN SPACE PROVIDED ON PAGE 1.
2. POSITION EMERGENCY POWER SUPPLY IN FRONT OF MOUNTING RACK.
3. CAREFULLY SLIDE EMERGENCY POWER SUPPLY BACK UNTIL REAR CONNECTOR MATES WITH MOUNT CONNECTOR. ENSURE THAT PINS ARE PROPERLY ALIGNED, THEN FIRMLY PRESS POWER SUPPLY BACK UNTIL REAR CONNECTOR IS FIRMLY ENGAGED WITH MOUNTING RACK CONNECTOR.
4. LIFT KNURLED KNOB ONTO SECURING HOOK IN FRONT OF POWER SUPPLY AND TIGHTEN KNOB.
5. SAFETY WIRE KNURLED KNOB.
6. CONNECT ELECTRICAL POWER TO AIRCRAFT.

344616
 R C INSPECT EMERGENCY GYRO POWER SUPPLY BATTERY (REFER TO FIGURES 1, 2 AND 3)

- R
1. BATTERY TEST AND CHARGE FOR MODEL PS-823 EMERGENCY POWER SUPPLY BATTERY AS FOLLOWS:
 - A. REMOVE EMERGENCY POWER SUPPLY. REFER TO STEP A.

OPERATOR: ED-WES. INC.

REPORT DATE 05/11/92

WORK COMPLIANCE FORM NO.

34.370

AIRCRAFT NO.: 368

MODEL: 1124A WESTWIND

CARD NO: 34-12

AIRCRAFT REG.: NJ68MD

ISSUED 07-88 REV. 01-92

PAGE 1

92132

WORK DUE AT

* - APU HRS

RECORD TIME WORK ACCOMPLISHED FOR EACH TASK. KEEP TOP COPY FOR YOUR RECORDS. RETURN CARBON COPY TO CSI FOR UPDATING.

34-039

DATE

HOURS

LANDINGS

CYCLES

29 29

07/03/92

5222

CHECK CURRENT DUE LIST FOR DUE TIME CHANGES

WORK ACCOMPLISHED: DATE: MONTH 7 DAY 7 YEAR 92 AIRCRAFT HOURS: 5124 LANDINGS: 3746

TECHNICIAN SIGNATURE: [Signature] KIND OF CERTIFICATE & NO: 560767240

INSPECTED BY: [Signature] KIND OF CERTIFICATE & NO: A+P

ONLY THE FOLLOWING WORK IS DUE AT THE TIME(S) NOTED ABOVE:

DUE > 344616 INSP EMER PWR SUPPLY BATT TP-202

344611 PART NAME: () EMERGENCY POWER SUPPLY BATTERY/STAND-BY ATTITUDE GYRO MM 34-20-09

REASON REMOVED: (CHECK ONE) TECHNICIAN: INSP:

TIME A () FAIL B () WORN C () LOANER D () SCHED CONV E () MOD G () SERVICE K () ENG CHG L () TIRE CHG M () DAMAGED T ()

PART REMOVED: PART NUMBER SERIAL NUMBER:

PART INSTALLED: PART NUMBER SERIAL NUMBER:

INSTALLED TSN: HRS LDGS MOS INSTALLED TSO: HRS LDGS MOS

WARRANTY TIME REMAINING: HRS LDGS MOS MAN-HOURS: HRS TENTHS PRICE: \$

Table with columns: Description, Technician, Inspector, Man-Hours. Includes entries for INSP EMER POWER SUPPLY BATTERY/STAND-BY ATTITUDE GYRO...TP-202, DEEP CYCLE EMERGENCY POWER SUPPLY SYSTEM (PS 823 ONLY)...TP-202, TEST EMERGENCY BATTERY/STAND-BY ATTITUDE GYRO (PS-835 ONLY)...JET 9L-80C...

NOTE: THE FOLLOWING ADDITIONAL WCF(S) ARE REQUIRED TO PERFORM THIS TASK 34.T01, 34.T02.

EMERGENCY POWER SUPPLY BATTERY/STAND-BY ATTITUDE GYRO - REMOVAL AND INSTALLATION, DEEP CYCLE, TEST (REFER TO FIGURES 1, 2, 3, 4 AND 5 ON CARD 34-12) A REMOVAL (REFER TO FIGURE 5)

NOTE: FOR MODEL PS-823 EMERGENCY POWER SUPPLY.

- 1. REMOVE ELECTRICAL POWER FROM AIRCRAFT.
2. REMOVE SAFETY WIRE FROM KNURLED KNOB TO MOUNT AND LOOSEN KNOB.
3. REMOVE EMERGENCY POWER SUPPLY UNIT FROM MOUNTING RACK BY PULLING GENTLY.
4. RECORD PART NUMBER, SERIAL NUMBER, AND REASON REMOVED IN SPACE PROVIDED ON PAGE 1.

B INSTALLATION

NOTE: FOR MODEL PS-823 EMERGENCY POWER SUPPLY.

- 1. OK TO INSTALL. RECORD PART NUMBER, SERIAL NUMBER AND UNIT TIME IN SPACE PROVIDED ON PAGE 1.
2. POSITION EMERGENCY POWER SUPPLY IN FRONT OF MOUNTING RACK.
3. CAREFULLY SLIDE EMERGENCY POWER SUPPLY BACK UNTIL REAR CONNECTOR MATES WITH MOUNT CONNECTOR. ENSURE THAT PINS ARE PROPERLY ALIGNED, THEN FIRMLY PRESS POWER SUPPLY BACK UNTIL REAR CONNECTOR IS FIRMLY ENGAGED WITH MOUNTING RACK CONNECTOR.
4. LIFT KNURLED KNOB ONTO SECURING HOOK IN FRONT OF POWER SUPPLY AND TIGHTEN KNOB.
5. SAFETY WIRE KNURLED KNOB.
6. CONNECT ELECTRICAL POWER TO AIRCRAFT.

344616

C INSPECT EMERGENCY POWER SUPPLY BATTERY/STAND-BY ATTITUDE GYRO (REFER TO FIGURES 1, 2 AND 3)

RYDER Aviall

385 INDUSTRIAL DRIVE MT JULIET, TN 37122
800/776-1112 615/754-7700

FAA REPAIR STATION RD4R488M

5218 HRS
3866 LBS

SERVICEABLE

2-9-93

CUSTOMER'S NAME Apri Aviation

PART NAME Battery PART MFG. Rydex

PART NO. BS1016MG SERIAL NO. 5269

REMARKS TOP CHARGE EVERY 15 DAYS
TO MAINTAIN PACK IN READY
CONDITION REF. JET SL-8Q

TECHNICIAN [Signature] DATE 11-10-92

MAINTENANCE RELEASE ON REVERSE SIDE

MAINTENANCE RELEASE

THE APPLIANCE IDENTIFIED ON THE REVERSE SIDE WAS REPAIRED AND INSPECTED IN ACCORDANCE WITH CURRENT FEDERAL AVIATION REGULATIONS AND IS APPROVED FOR RETURN TO SERVICE. PERTINENT DETAILS OF THE REPAIR ARE ON FILE AT THIS FACILITY UNDER WORK ORDER NO. 01813

Date 11/10/92

SIGNED _____

[Handwritten Signature]

OPERATOR: ED-WES, INC.

WORK COMPLIANCE FORM NO. 34.370

AIRCRAFT NO.: 368

MODEL: 1124A WESTWIND

CARD NO: 34-12

AIRCRAFT REG: N368MD

ISSUED 07-88 REV. 01-92

PAGE 1

92003

WORK DUE AT

* = APU HRS

RECORD TIME WORK ACCOMPLISHED FOR EACH TASK. KEEP TOP COPY FOR YOUR RECORDS. RETURN CARBON COPY TO CSI FOR UPDATING.

34-039

DATE

HOURS

LANDINGS

CYCLES

29 29

UNSCHEDULED

WORK ACCOMPLISHED: DATE: MONTH 2 DAY 9 YEAR 93 AIRCRAFT HOURS: 5218 LANDINGS: 8366

TECHNICIAN SIGNATURE: [Signature] CERTIFICATE NUMBER: 560767740

INSPECTED BY: [Signature] KIND OF CERTIFICATE: AIP

344611 PART NAME: () EMERGENCY POWER SUPPLY BATTERY/STAND-BY ATTITUDE GYRO HM 34-20-09
 REASON REMOVED: (CHECK ONE) TECHNICIAN: [Signature] INSP: [Signature]
 TIME A () FAIL B (X) WORN C () LOANER D () SCHED CONV E () MOD G () SERVICE K () ENG CHG L () TIRE CHG M () DAMAGED T ()

PART REMOVED: PART NUMBER 501-1075-05 SERIAL NUMBER: 1186

PART INSTALLED: PART NUMBER 501-1075-05 SERIAL NUMBER: 1186

TIME SINCE NEW: HRS _____ LDGS _____ MOS _____ TIME SINCE OVERHAUL: HRS 2 LDGS _____ MOS _____

WARRANTY TIME REMAINING: HRS _____ LDGS _____ MOS _____ MAN-HOURS: HRS _____ TENTHS _____ PRICE: \$ _____

SIGNOFF ANY WORK ACCOMPLISHED BELOW. TECHNICIAN INSPECTOR MAN-HOURS

	TECHNICIAN	INSPECTOR	MAN-HOURS
			HRS. THS
R(344616) () INSP EMER POWER SUPPLY BATTERY/STAND-BY ATTITUDE GYRO...TP-202.....	<u>[Signature]</u>		
R 344621 DEEP CYCLE EMERGENCY POWER SUPPLY SYSTEM (PS 823 ONLY)...TP-202.....			
344618 TEST EMERGENCY BATTERY/STAND-BY ATTITUDE GYRO (PS-835 ONLY)...JET 9L-80C...			

344611

NOTE: THE FOLLOWING ADDITIONAL WCF(S) ARE REQUIRED TO PERFORM THIS TASK 34.T01, 34.T02.

EMERGENCY POWER SUPPLY BATTERY/STAND-BY ATTITUDE GYRO - REMOVAL AND INSTALLATION, DEEP CYCLE, TEST (REFER TO FIGURES 1, 2, 3, 4 AND 5 ON CARD 34-12)
 A REMOVAL (REFER TO FIGURE 5)

NOTE: FOR MODEL PS-823 EMERGENCY POWER SUPPLY.

1. REMOVE ELECTRICAL POWER FROM AIRCRAFT.
2. REMOVE SAFETY WIRE FROM KNURLED KNOB TO MOUNT AND LOOSEN KNOB.
3. REMOVE EMERGENCY POWER SUPPLY UNIT FROM MOUNTING RACK BY PULLING GENTLY.
4. RECORD PART NUMBER, SERIAL NUMBER, AND REASON REMOVED IN SPACE PROVIDED ON PAGE 1.

B INSTALLATION

NOTE: FOR MODEL PS-823 EMERGENCY POWER SUPPLY.

1. OK TO INSTALL. RECORD PART NUMBER, SERIAL NUMBER AND UNIT TIME IN SPACE PROVIDED ON PAGE 1.
2. POSITION EMERGENCY POWER SUPPLY IN FRONT OF MOUNTING RACK.
3. CAREFULLY SLIDE EMERGENCY POWER SUPPLY BACK UNTIL REAR CONNECTOR MATES WITH MOUNT CONNECTOR. ENSURE THAT PINS ARE PROPERLY ALIGNED, THEN FIRMLY PRESS POWER SUPPLY BACK UNTIL REAR CONNECTOR IS FIRMLY ENGAGED WITH MOUNTING RACK CONNECTOR.
4. LIFT KNURLED KNOB ONTO SECURING HOOK IN FRONT OF POWER SUPPLY AND TIGHTEN KNOB.
5. SAFETY WIRE KNURLED KNOB.
6. CONNECT ELECTRICAL POWER TO AIRCRAFT.

344616

C INSPECT EMERGENCY POWER SUPPLY BATTERY/STAND-BY ATTITUDE GYRO (REFER TO FIGURES 1, 2 AND 3)

- NOTE: 1. FOR PS-823 POWER SUPPLY BATTERY PERFORM STEPS 1, 3 AND 4.
 2. FOR PS-835 POWER SUPPLY BATTERY PERFORM STEPS 2, 3 AND 4.

OPERATOR: ED-WEG, INC.
 AIRCRAFT NO.: 368
 AIRCRAFT REG.: N368MD

REPORT DATE 03/11/93
 MODEL: 1124A WESTWIND
 ISSUED 07-88 REV. 01-92

WORK COMPLIANCE FORM NO. 34.370
 CARD NO: 34-12
 PAGE 1

93070	WORK DUE AT			* = APU HRS.	RECORD TIME WORK ACCOMPLISHED FOR EACH TASK. KEEP TOP COPY FOR YOUR RECORDS. RETURN CARBON COPY TO CSI FOR UPDATING.
34-039	DATE	HOURS	LANDINGS	CYCLES	
29 29	04/06/93	5353			

WORK ACCOMPLISHED: DATE: MONTH 4 DAY 14 YEAR 93 AIRCRAFT HOURS: 5252 LANDINGS: 3907

TECHNICIAN SIGNATURE: [Signature] KIND OF CERTIFICATE & NO: 560767740

INSPECTED BY: [Signature] KIND OF CERTIFICATE & NO: A+P

ONLY THE FOLLOWING WORK IS DUE AT THE TIME(S) NOTED ABOVE:

DUE > 344616 INSP EMER PWR SUPPLY BATT TP-202

 344611 PART NAME: () EMERGENCY POWER SUPPLY BATTERY/STAND-BY ATTITUDE GYRO MM 34-20-09
 REASON REMOVED: (CHECK ONE) TECHNICIAN: _____ INSP: _____
 TIME A () FAIL B () WORN C () LOANER D () SCHED CONV E () MOD G () SERVICE K () ENG CHG L () TIRE CHG M () DAMAGED T ()

PART REMOVED: PART NUMBER _____ SERIAL NUMBER: _____

PART INSTALLED: PART NUMBER _____ SERIAL NUMBER: _____

INSTALLED TSN: HRS _____ LDGS _____ MOS _____ INSTALLED TSD: HRS _____ LDGS _____ MOS _____

WARRANTY TIME REMAINING: HRS _____ LDGS _____ MOS _____ MAN-HOURS: HRS _____ TENTHS _____ PRICE: \$ _____

		TECHNICIAN	INSPECTOR	MAN-HOURS
				HRS.TMS
R(344616)	INSP EMER POWER SUPPLY BATTERY/STAND-BY ATTITUDE GYRO...TP-202	<u>[Signature]</u>	<u>[Signature]</u>	
R 344621	DEEP CYCLE EMERGENCY POWER SUPPLY SYSTEM (PS 823 ONLY)...TP-202			
344618	TEST EMERGENCY BATTERY/STAND-BY ATTITUDE GYRO (PS-835 ONLY)...JET SL-80C			

344611				

NOTE: THE FOLLOWING ADDITIONAL WCF(S) ARE REQUIRED TO PERFORM THIS TASK 34.T01, 34.T02.

EMERGENCY POWER SUPPLY BATTERY/STAND-BY ATTITUDE GYRO - REMOVAL AND INSTALLATION, DEEP CYCLE, TEST (REFER TO FIGURES 1, 2, 3, 4 AND 5 ON CARD 34-12)
 A REMOVAL (REFER TO FIGURE 5)

NOTE: FOR MODEL PS-823 EMERGENCY POWER SUPPLY.

1. REMOVE ELECTRICAL POWER FROM AIRCRAFT.
 2. REMOVE SAFETY WIRE FROM KNURLED KNOB TO MOUNT AND LOOSEN KNOB.
 3. REMOVE EMERGENCY POWER SUPPLY UNIT FROM MOUNTING RACK BY PULLING GENTLY.
 4. RECORD PART NUMBER, SERIAL NUMBER, AND REASON REMOVED IN SPACE PROVIDED ON PAGE 1.
- B INSTALLATION

NOTE: FOR MODEL PS-823 EMERGENCY POWER SUPPLY.

1. OK TO INSTALL. RECORD PART NUMBER, SERIAL NUMBER AND UNIT TIME IN SPACE PROVIDED ON PAGE 1.
2. POSITION EMERGENCY POWER SUPPLY IN FRONT OF MOUNTING RACK.
3. CAREFULLY SLIDE EMERGENCY POWER SUPPLY BACK UNTIL REAR CONNECTOR MATES WITH MOUNT CONNECTOR. ENSURE THAT PINS ARE PROPERLY ALIGNED, THEN FIRMLY PRESS POWER SUPPLY BACK UNTIL REAR CONNECTOR IS FIRMLY ENGAGED WITH MOUNTING RACK CONNECTOR.
4. LIFT KNURLED KNOB ONTO SECURING HOOK IN FRONT OF POWER SUPPLY AND TIGHTEN KNOB.
5. SAFETY WIRE KNURLED KNOB.
6. CONNECT ELECTRICAL POWER TO AIRCRAFT.

OPERATOR: ED-WES, INC.

REPORT DATE 06/11/93

WORK COMPLIANCE FORM NO.

34.370

AIRCRAFT NO.: 368

MODEL: 1124A WESTWIND

CARD NO: 34-12

AIRCRAFT REG.: N368MD

ISSUED 07-88 REV. 01-92

PAGE 1

93162	WORK DUE AT	* = APU HRS			RECORD TIME WORK ACCOMPLISHED FOR EACH TASK. KEEP TOP COPY FOR YOUR RECORDS. RETURN CARBON COPY TO CSI FOR UPDATING.
34-039	DATE	HOURS	LANDINGS	CYCLES	
29 29	07/14/93	5402			CHECK CURRENT DUE LIST FOR DUE TIME CHANGES

WORK ACCOMPLISHED: DATE: MONTH 7 DAY 14 YEAR 93 AIRCRAFT HOURS: 5294 LANDINGS: 3953

TECHNICIAN SIGNATURE: [Signature] KIND OF CERTIFICATE & NO: 560767740

INSPECTED BY: [Signature] KIND OF CERTIFICATE & NO: A+P

ONLY THE FOLLOWING WORK IS DUE AT THE TIME(S) NOTED ABOVE:

DUE > 344616 INSP EMER PWR SUPPLY BATT TP-202

344611 PART NAME: () EMERGENCY POWER SUPPLY BATTERY/STAND-BY ATTITUDE GYRO NM 34-20-09

REASON REMOVED: (CHECK ONE) TECHNICIAN: _____ INSP: _____

TIME A () FAIL B () WORN C () LOANER D () SCHED CONV E () MOD G () SERVICE K () ENG CHG L () TIRE CHG M () DAMAGED T ()

PART REMOVED: PART NUMBER _____ SERIAL NUMBER: _____

PART INSTALLED: PART NUMBER _____ SERIAL NUMBER: _____

INSTALLED TSM: HRS _____ LDGS _____ MOS _____ INSTALLED TSD: HRS _____ LDGS _____ MOS _____

WARRANTY TIME REMAINING: HRS _____ LDGS _____ MOS _____ MAN-HOURS: HRS _____ TENTHS _____ PRICE: \$ _____

	TECHNICIAN	INSPECTOR	MAN-HOURS
R(344616) () INSP EMER POWER SUPPLY BATTERY/STAND-BY ATTITUDE GYRO...TP-202.....	<u>[Signature]</u>	<u>[Signature]</u>	_____
R 344621 DEEP CYCLE EMERGENCY POWER SUPPLY SYSTEM (PS 823 ONLY)...TP-202.....			_____
344618 TEST EMERGENCY BATTERY/STAND-BY ATTITUDE GYRO (PS-835 ONLY)...JET SL-80C...			_____

344611

NOTE: THE FOLLOWING ADDITIONAL WCF(S) ARE REQUIRED TO PERFORM THIS TASK 34.T01, 34.T02.

EMERGENCY POWER SUPPLY BATTERY/STAND-BY ATTITUDE GYRO - REMOVAL AND INSTALLATION, DEEP CYCLE, TEST (REFER TO FIGURES 1, 2, 3, 4 AND 5 ON CARD 34-12)
A REMOVAL (REFER TO FIGURE 5)

NOTE: FOR MODEL PS-823 EMERGENCY POWER SUPPLY.

1. REMOVE ELECTRICAL POWER FROM AIRCRAFT.
2. REMOVE SAFETY WIRE FROM KNURLED KNOB TO MOUNT AND LOOSEN KNOB.
3. REMOVE EMERGENCY POWER SUPPLY UNIT FROM MOUNTING RACK BY PULLING GENTLY.
4. RECORD PART NUMBER, SERIAL NUMBER, AND REASON REMOVED IN SPACE PROVIDED ON PAGE 1.

B INSTALLATION

NOTE: FOR MODEL PS-823 EMERGENCY POWER SUPPLY.

1. OK TO INSTALL. RECORD PART NUMBER, SERIAL NUMBER AND UNIT TIME IN SPACE PROVIDED ON PAGE 1.
2. POSITION EMERGENCY POWER SUPPLY IN FRONT OF MOUNTING RACK.
3. CAREFULLY SLIDE EMERGENCY POWER SUPPLY BACK UNTIL REAR CONNECTOR MATES WITH MOUNT CONNECTOR. ENSURE THAT PINS ARE PROPERLY ALIGNED, THEN FIRMLY PRESS POWER SUPPLY BACK UNTIL REAR CONNECTOR IS FIRMLY ENGAGED WITH MOUNTING RACK CONNECTOR.
4. LIFT KNURLED KNOB ONTO SECURING HOOK IN FRONT OF POWER SUPPLY AND TIGHTEN KNOB.
5. SAFETY WIRE KNURLED KNOB.
6. CONNECT ELECTRICAL POWER TO AIRCRAFT.

344616

C INSPECT EMERGENCY POWER SUPPLY BATTERY/STAND-BY ATTITUDE GYRO (REFER TO FIGURES 1, 2 AND 3)

OPERATOR: ED-WES, INC.

REPORT DATE 11/12/92

WORK COMPLIANCE FORM NO.

34.370

AIRCRAFT NO.: 368

MODEL: 1124A WESTWIND

CARD NO: 34-12

AIRCRAFT REG.: N368MD

ISSUED 07-88 REV. 01-92

PAGE 1

92317	WORK DUE AT	* = APU HRS			RECORD TIME WORK ACCOMPLISHED FOR EACH TASK. KEEP TOP COPY FOR YOUR RECORDS. RETURN CARBON COPY TO CSI FOR UPDATING.
34-039	DATE	HOURS	LANDINGS	CYCLES	
29 29	01/06/93	5313			

CHECK CURRENT DUE LIST FOR DUE TIME CHANGES

WORK ACCOMPLISHED: DATE: MONTH 1 DAY 6 YEAR 93 AIRCRAFT HOURS: 5203 LANDINGS: 3849

TECHNICIAN SIGNATURE: [Signature] KIND OF CERTIFICATE & NO: 560767740

INSPECTED BY: [Signature] KIND OF CERTIFICATE & NO: A/P

ONLY THE FOLLOWING WORK IS DUE AT THE TIME(S) NOTED ABOVE:

DUE > 344616 INSP EMER PUR SUPPLY BATT TP-202
 344611 PART NAME: () EMERGENCY POWER SUPPLY BATTERY/STAND-BY ATTITUDE GYRO NM 34-20-09
 REASON REMOVED: (CHECK ONE) TECHNICIAN: _____ INSP: _____
 TIME A () FAIL B () WORN C () LOANER D () SCHED CONV E () MOD G () SERVICE K () ENG CHG L () TIRE CHG M () DAMAGED T ()

PART REMOVED: PART NUMBER _____ SERIAL NUMBER: _____

PART INSTALLED: PART NUMBER _____ SERIAL NUMBER: _____

INSTALLED TSN: HRS _____ LDCS _____ NOS _____ INSTALLED TSO: HRS _____ LDCS _____ NOS _____

WARRANTY TIME REMAINING: HRS _____ LDCS _____ NOS _____ MAN-HOURS: HRS _____ TENTHS _____ PRICE: \$ _____

	TECHNICIAN	INSPECTOR	MAN-HOURS
<u>344616</u> () INSP EMER POWER SUPPLY BATTERY/STAND-BY ATTITUDE GYRO...TP-202.....	<u>[Signature]</u>	<u>[Signature]</u>	_____
R 344621 DEEP CYCLE EMERGENCY POWER SUPPLY SYSTEM (PB 823 ONLY)...TP-202.....	_____	_____	_____
344618 TEST EMERGENCY BATTERY/STAND-BY ATTITUDE GYRO (PB-835 ONLY)...JET 8L-80C...	_____	_____	_____
344611	_____	_____	_____

NOTE: THE FOLLOWING ADDITIONAL WCF(S) ARE REQUIRED TO PERFORM THIS TASK 34.T01, 34.T02.

EMERGENCY POWER SUPPLY BATTERY/STAND-BY ATTITUDE GYRO - REMOVAL AND INSTALLATION, DEEP CYCLE, TEST (REFER TO FIGURES 1, 2, 3, 4 AND 5 ON CARD 34-12)
 A REMOVAL (REFER TO FIGURE 3)

NOTE: FOR MODEL PB-823 EMERGENCY POWER SUPPLY.

1. REMOVE ELECTRICAL POWER FROM AIRCRAFT.
2. REMOVE SAFETY WIRE FROM KNURLED KNOB TO MOUNT AND LOOSEN KNOB.
3. REMOVE EMERGENCY POWER SUPPLY UNIT FROM MOUNTING RACK BY PULLING GENTLY.
4. RECORD PART NUMBER, SERIAL NUMBER, AND REASON REMOVED IN SPACE PROVIDED ON PAGE 1.

B INSTALLATION

NOTE: FOR MODEL PB-823 EMERGENCY POWER SUPPLY.

1. OK TO INSTALL. RECORD PART NUMBER, SERIAL NUMBER AND UNIT TIME IN SPACE PROVIDED ON PAGE 1.
2. POSITION EMERGENCY POWER SUPPLY IN FRONT OF MOUNTING RACK.
3. CAREFULLY SLIDE EMERGENCY POWER SUPPLY BACK UNTIL REAR CONNECTOR MATES WITH MOUNT CONNECTOR. ENSURE THAT PINS ARE PROPERLY ALIGNED, THEN FIRMLY PRESS POWER SUPPLY BACK UNTIL REAR CONNECTOR IS FIRMLY ENGAGED WITH MOUNTING RACK CONNECTOR.
4. LIFT KNURLED KNOB ONTO SECURING HOOK IN FRONT OF POWER SUPPLY AND TIGHTEN KNOB.
5. SAFETY WIRE KNURLED KNOB.
6. CONNECT ELECTRICAL POWER TO AIRCRAFT.

344616

C INSPECT EMERGENCY POWER SUPPLY BATTERY/STAND-BY ATTITUDE GYRO (REFER TO FIGURES 1, 2 AND 3)

OPERATOR: ED-WES, INC. REPORT DATE 02/14/94 WORK COMPLIANCE FORM NO. 34.370
AIRCRAFT NO.: 368 MODEL: 1124A WESTWIND CARD NO: 34-12
AIRCRAFT REG.: N368MD ISSUED 07-88 REV. 08-93 PAGE 1

Table with columns: WORK DUE AT, DATE, HOURS, LANDINGS, CYCLES. Includes handwritten entry for 04/13/94 with 5535 hours.

WORK ACCOMPLISHED: DATE: MONTH 4 DAY 13 YEAR 94 AIRCRAFT HOURS: 5438 LANDINGS: 5000

TECHNICIAN SIGNATURE: [Signature] KIND OF CERTIFICATE & NO: 560757740
INSPECTED BY: [Signature] KIND OF CERTIFICATE & NO: [Signature]

ONLY THE FOLLOWING WORK IS DUE AT THE TIME(S) NOTED ABOVE:
DUE > 344616 INSP EMER PWR SUPPLY BATT VM TP-202
344611 PART NAME: () EMERGENCY GYRO POWER SUPPLY BATTERY NM 34-20-09
REASON REMOVED: (CHECK ONE) TECHNICIAN: INSP:

PART REMOVED: PART NUMBER SERIAL NUMBER:
PART INSTALLED: PART NUMBER SERIAL NUMBER:
INSTALLED TSM: HRS LDGS MOS INSTALLED TSO: HRS LDGS MOS

WARRANTY TIME REMAINING: HRS LDGS MOS MAN-HOURS: HRS TENTHS PRICE: \$
TECHNICIAN INSPECTOR MAN-HOURS
R(344616) () INSPECT EMERGENCY GYRO POWER SUPPLY BATTERY (PS-823)...VM TP-202...
R 344618 CHECK EMERGENCY POWER SUPPLY BATTERY (PS-835)...JET SL-800...
R 344621 CAPACITY TEST EMERGENCY POWER SUPPLY BATTERY (PS 835)...JET SL-800...

344611
R
R EMERGENCY GYRO POWER SUPPLY BATTERY - REMOVAL AND INSTALLATION, INSPECT, DEEP CYCLE, CHECK, TEST
R (REFER TO FIGURES 1 THROUGH 6 ON CARD 34-12)
R EQUIPMENT: JUMPER WIRE (#16 AWG BUSS WIRE OR EQUIVALENT), 7 OHM + OR -1 PERCENT 150 WATT RESISTOR, DIGITAL VOLTMETER
R SMALL COOLING FAN, LOCALLY FABRICATED PROP, GRAPH PAPER, JUMPER LEAD, STOP WATCH
R A REMOVAL (REFER TO FIGURE 6)

NOTE: FOR MODEL PS-823 EMERGENCY POWER SUPPLY.

- 1. REMOVE ELECTRICAL POWER FROM AIRCRAFT.
2. REMOVE SAFETY WIRE FROM KNURLED KNOB TO MOUNT AND LOOSEN KNOB.
3. REMOVE EMERGENCY POWER SUPPLY UNIT FROM MOUNTING RACK BY PULLING GENTLY.
4. RECORD PART NUMBER, SERIAL NUMBER AND REASON REMOVED IN SPACE PROVIDED ON PAGE 1.
B INSTALLATION

NOTE: FOR MODEL PS-823 EMERGENCY POWER SUPPLY.

- 1. OK TO INSTALL. RECORD PART NUMBER, SERIAL NUMBER AND UNIT TIME IN SPACE PROVIDED ON PAGE 1.
2. POSITION EMERGENCY POWER SUPPLY IN FRONT OF MOUNTING RACK.
3. CAREFULLY SLIDE EMERGENCY POWER SUPPLY BACK UNTIL REAR CONNECTOR MATES WITH MOUNT CONNECTOR. ENSURE THAT PINS ARE PROPERLY ALIGNED, THEN FIRMLY PRESS POWER SUPPLY BACK UNTIL REAR CONNECTOR IS FIRMLY ENGAGED WITH MOUNTING RACK CONNECTOR.
4. LIFT KNURLED KNOB ONTO SECURING HOOK IN FRONT OF POWER SUPPLY AND TIGHTEN KNOB.
5. SAFETY WIRE KNURLED KNOB.
6. CONNECT ELECTRICAL POWER TO AIRCRAFT.

344616
R C INSPECT EMERGENCY GYRO POWER SUPPLY BATTERY (REFER TO FIGURES 1, 2 AND 3)
COPYRIGHT 1994 CAMP SYSTEMS, INC.

OPERATOR: ED-WEB, INC.
AIRCRAFT NO.: 368
AIRCRAFT REG.: N368ND

REPORT DATE 06/10/94
MODEL: 1124A WESTWIND
ISSUED 07-88 REV. 08-93

WORK COMPLIANCE FORM NO. 34.370
CARD NO: 34-12
PAGE 1

2929368
34-039
94161

Table with columns: WORK DUE AT DATE, HOURS, * = APU HRS. LANDINGS, CYCLES

RECORD TIME WORK ACCOMPLISHED FOR EACH TASK. KEEP ORIGINAL FOR YOUR RECORDS. RETURN COPY TO CSI FOR UPDATING.

CHECK CURRENT DUE LIST FOR DUE TIME CHANGES

WORK ACCOMPLISHED: DATE: MONTH 7 DAY 25 YEAR 94 AIRCRAFT HOURS: 5472 LANDINGS: 4150

TECHNICIAN SIGNATURE: [Signature] KIND OF CERTIFICATE & NO: 560767740

INSPECTED BY: [Signature] KIND OF CERTIFICATE & NO: AFP

ONLY THE FOLLOWING WORK IS DUE AT THE TIME(S) NOTED ABOVE:

DUE > 344616 INSP EMER PWR SUPPLY BATT MM 34-20-09

344611 PART NAME: () EMERGENCY GYRO POWER SUPPLY BATTERY MM 34-20-09

REASON REMOVED: (CHECK ONE) TECHNICIAN: INSP:

TIME A () FAIL B () WORN C () LOANER D () SCHEDCONV E () MOD G () SERVICE K () ENG CHG L () TIRE CHG M () DAMAGED T ()

PART REMOVED: PART NUMBER SERIAL NUMBER:

PART INSTALLED: PART NUMBER SERIAL NUMBER:

INSTALLED TSM: HRS LGCS NOS INSTALLED TSD: HRS LGCS NOS

WARRANTY TIME REMAINING: HRS LGCS NOS MAN-HOURS: HRS TENTHS PRICE: \$

Table with columns: R 344616, R 344618, R 344621, TECHNICIAN, INSPECTOR, MAN-HOURS

344611 EMERGENCY GYRO POWER SUPPLY BATTERY - REMOVAL AND INSTALLATION, INSPECT, DEEP CYCLE, CHECK, TEST (REFER TO FIGURES 1 THROUGH 6 ON CARD 34-12)
EQUIPMENT: JUMPER WIRE (016 AWG BUSWIRE OR EQUIVALENT), 7 OHM + OR -1 PERCENT 150 WATT RESISTOR, DIGITAL VOLTMETER SMALL COOLING FAN, LOCALLY FABRICATED PROP, GRAPH PAPER, JUMPER LEAD, STOP WATCH
A REMOVAL (REFER TO FIGURE 6)

R NOTE: THIS TEXT APPLIES ONLY TO THE PS-823 EMERGENCY POWER SUPPLY.
1. REMOVE ELECTRICAL POWER FROM AIRCRAFT.
2. REMOVE SAFETY WIRE FROM KNURLED KNOBS TO MOUNT AND LOOSEN KNOB.
3. REMOVE EMERGENCY POWER SUPPLY UNIT FROM MOUNTING RACK BY PULLING GENTLY.
4. RECORD PART NUMBER, SERIAL NUMBER AND REASON REMOVED IN SPACE PROVIDED ON PAGE 1.
B INSTALLATION

R NOTE: THIS TEXT APPLIES ONLY TO THE PS-823 EMERGENCY POWER SUPPLY.
1. OK TO INSTALL. RECORD PART NUMBER, SERIAL NUMBER AND UNIT TIME IN SPACE PROVIDED ON PAGE 1.
2. POSITION EMERGENCY POWER SUPPLY IN FRONT OF MOUNTING RACK.
3. CAREFULLY SLIDE EMERGENCY POWER SUPPLY BACK UNTIL REAR CONNECTOR MATES WITH MOUNT CONNECTOR. ENSURE THAT PINS ARE PROPERLY ALIGNED, THEN FIRMLY PRESS POWER SUPPLY BACK UNTIL REAR CONNECTOR IS FIRMLY ENGAGED WITH MOUNTING RACK CONNECTOR.
4. LIFT KNURLED KNOB ONTO SECURING HOOK IN FRONT OF POWER SUPPLY AND TIGHTEN KNOB.
5. SAFETYWIRE KNURLED KNOB.
6. CONNECT ELECTRICAL POWER TO AIRCRAFT.

344616
R C INSPECT EMERGENCY GYRO POWER SUPPLY BATTERY (REFER TO FIGURES 1, 2, 3 AND 4)
R 1. BATTERY TEST AND CHARGE FOR MODEL PS-823 EMERGENCY POWER SUPPLY BATTERY AS FOLLOWS:
COPYRIGHT 1994 CAMP SYSTEMS, INC. << CONTINUED >>



Rockwell International
Collins Division

**SERVICE TESTED
O.K.**

Type No.

VNI-800

Part No.

622-7689-003

BENCH TEST

Serial No.

166

REPAIRED

MCN No.

OVERHAULED

Date

332WI

Final Insp.

Final Test



CUSTOMER ACCEPTANCE

This appliance was repaired and inspected in accordance with current Regulations of the Federal Aviation Administration and is approved for return to service.

Pertinent details of the repair are on file at this agency under work order no. 889548

Date MAY 11 1993

Signed *[Signature]* for
(Signature of Authorized Individual)

Collins FAA CRS #NZ2R049L
(Agency Name) (Certificate No.)

2051 Airport Road Wichita, Ks. 67209
(Address)

34.400

SERVICE MEMORANDUM 889548

PAGE 1

SHIP TO:

DUNCAN AVIATION, INC.
ATTN: RECEIVING DEPT.
MUNICIPAL AIRPORT
LINCOLN, NEBRASKA 68524

BILL TO:

DUNCAN AVIATION, INC.
P.O. BOX 81887
LINCOLN, NEBRASKA 68501

CUSTOMER:

DUNCAN AVIATION, INC.
MUNICIPAL AIRPORT
LINCOLN, NEBRASKA 68501

EQUIPMENT TYPE: VNI80C

PART NUMBER : 622-7689-003

SERIAL NUMBER : 166

DESCRIPTION : INDICATOR VERT

CUSTOMER P.O. : 2930425

CONTRACT NUMBER:

COLLINS SERVICE ORDER NUMBER: 889548

CUSTOMER REJECT PAPER NUMBER:

A/C TYPE:

A/C S/N:

POSITION:

A/C TAIL NO:

SERVICE DATA:

CUSTOMER COMPLAINT/INSTRUCTIONS:

FLAGS IN FLIGHT INTERMITTENTLY AND SHOWS FAULT CODE 10. QUOTE BEFORE REPAIR.

DESCRIPTION OF WHAT WAS WRONG WITH THE EQUIPMENT:

V/S POINTER HANGS UP INTERMITTENTLY.

COMPLAINT VERIFIED: YES

DESCRIPTION OF THE SERVICE WORK PERFORMED:

PERFORMED TEARDOWN INSPECTION, REPLACED A4 & A5 MOTORS & 11 ENCODING DIODES, & COMPLETELY PERFORMANCE TESTED.

SERVICE BULLETINS INSTALLED THIS RETURN:

NONE

SERVICE BULLETINS PREVIOUSLY INSTALLED:

1,2,A,B

TESTED BY: G S FRUTH

TESTED PER: 523-0771522-003118

THIS ARTICLE CERTIFIED AIRWORTHY BY: R. A. FOSTER

FAA REPAIRMAN CERTIFICATE NUMBER: 2262747

PRELIMINARY INSPECTION PERFORMED: 04/28/93 BY: G S FRUTH

HIDDEN DAMAGE INSPECTION PERFORMED: 04/28/93 BY: G S FRUTH

SERVICE MEMORANDUM 889548

PAGE 2

RECEIPT INFORMATION:

DATE RECEIVED BY COLLINS: 04/13/93
RECEIVING LOCATION: WICHITA
DELIVERED BY : UPS
WAYBILL NUMBER :
PREPAID/COLLECT : PREPAID
INSURED : NO

SERVICED BY:

COLLINS AVIONICS SERVICE CENTER
2051 AIRPORT ROAD
WICHITA, KANSAS 67209-1949
FAA REPAIR STATION CERT. #NZ2R049L
TELEX 437697

SHIPPING INFORMATION:

DATE SHIPPED : 05/11/93
SHIPPED BY : UPS
WAYBILL NUMBER :
PREPAID/COLLECT : PREPAID
INSURED : NO

FOR QUESTIONS REGARDING THIS
SERVICE WORK, PLEASE CONTACT:
DAN WHITE (316)946-4808

THIS IS NOT A BILL -
INVOICE WILL FOLLOW

COLLINS AVIONICS SERVICE CENTERS ARE IN COMPLIANCE WITH THE FAA ANTI-DRUG PROGRAM FOR PERSONNEL ENGAGED IN SPECIFIED AVIATION ACTIVITIES; UNDER THE REGIONAL AIRLINE ASSOCIATION; AVIATION ASSOCIATES ANTI-DRUG CONSORTIUM; FAA APPROVED PLAN NUMBER E-EA-00111-U [D-CE-011].

DEFECTIVE/FAILED PARTS REPLACED:

PART NUMBER	DESCRIPTION	CKT SYMBOL
835-0007-010	IC	A4MT1
851-7000-010	MOTOR	A4 MOTOR
835-0007-010	IC	A4MT2
835-0007-010	IC	A4MT3
835-0007-010	IC	A4MT4
835-0007-010	IC	A4MT5
835-0007-010	IC	A4MT6
835-0007-010	IC	A5MT1
835-0007-010	IC	A5MT2
835-0007-010	IC	A5MT3
835-0007-010	IC	A5MT5
835-0007-010	IC	A5MT6

CUSTOMER NOTES:

To Recorder, Call 402/331-9501

Data Documents 02-650856-01 2S1 12

34-10
189540
WILLSON CUSTOMER
GUARANTEE
LINDSEY W. WASSER 6850

ROCKWELL INTERNATIONAL AGREES THAT IT WILL CORRECT, WITHOUT CHARGE, ANY DEFECT IN THE REPAIR WORK IT HAS DONE, PROVIDED THAT THE REPAIRED PRODUCT IS RETURNED TO THE SAME ROCKWELL INTERNATIONAL SERVICE CENTER WHICH PERFORMED THE ORIGINAL REPAIR WORK, SUBJECT TO:

- A. NOTICE OF THE CLAIMED DEFECT IS GIVEN TO ROCKWELL INTERNATIONAL WITHIN 90 DAYS FROM THE DATE OF DELIVERY.
- B. THE DEFECT IS RELATED TO THE ORIGINAL REPAIR WORK PERFORMED. REPAIRS ARE NOT DEEMED TO BE DEFECTIVE IF FAILURE IS CAUSED BY AIRCRAFT/SYSTEM DEFICIENCIES, CUSTOMER CAUSED DAMAGE/MISUSE, SHIPPING OR HANDLING DAMAGE, OR EXPOSURE TO ENVIRONMENTAL CONDITIONS IN EXCESS OF THOSE PUBLISHED IN THE EQUIPMENT SPECIFICATIONS.
- C. EQUIPMENT RETURNED TO A ROCKWELL INTERNATIONAL SERVICE CENTER MUST BE PACKAGED IN THE ORIGINAL SHIPPING CONTAINER OR EQUIVALENT.
- D. ROCKWELL INTERNATIONAL'S OBLIGATION SHALL BE LIMITED TO THAT SPECIFIED HEREIN, AND IN NO EVENT WILL ROCKWELL INTERNATIONAL BE RESPONSIBLE FOR CONSEQUENTIAL DAMAGES.

THIS GUARANTEE IS VOID IF, PRIOR TO MAKING CLAIM, THE EQUIPMENT IS ALTERED OR REPAIR IS ATTEMPTED BY PARTIES OTHER THAN ROCKWELL INTERNATIONAL.

THE ABOVE GUARANTEE IS IN LIEU OF PROVISION 5 OF THE ROCKWELL INTERNATIONAL, COLLINS COMMERCIAL AVIONICS GENERAL CONDITIONS OF SALE, DATED 5-91. ALL OTHER TERMS AND CONDITIONS OF THAT DOCUMENT REMAIN IN EFFECT.

1121A3
WILLSON CUSTOMER

ALL ARTICLES SHIPMENT AUTHORITY BY R. A. FOSTER

INSPECTION PERFORMED 04/20/93 BY G S FROST

To Reorder, Call 402/331-9501

Data Documents 02-650856-01 251 12

OPERATOR: ED-WES, INC.

WORK COMPLIANCE FORM NO. 34.400

AIRCRAFT NO.: 368

MODEL: 1124A WESTWIND

AIRCRAFT REG.: N368MD

ISSUED 07-88 REV. 09-90

PAGE 1

90268	WORK DUE AT		* = APU HRS.		RECORD TIME WORK ACCOMPLISHED FOR EACH TASK. KEEP TOP COPY FOR YOUR RECORDS. RETURN CARBON COPY TO CSI FOR UPDATING.
00-000	DATE	HOURS	LANDINGS	CYCLES	
29 29					

UNSCHEDULED

WORK ACCOMPLISHED: DATE: MONTH 5 DAY 31 YEAR 93 AIRCRAFT HOURS: 5278 LANDINGS: 3928

TECHNICIAN SIGNATURE: [Signature] CERTIFICATE NUMBER: 560767740

INSPECTED BY: [Signature] KIND OF CERTIFICATE: ATP

341046 PART NAME: PILOT'S RATE OF CLIMB INDICATOR NO REF

REASON REMOVED: (CHECK ONE) TECHNICIAN: [Signature] INSP: [Signature]

TIME A () FAIL B () WORN C () LOANER D () SCHED CONV E () MOD G () SERVICE K () ENG CHG L () TIRE CHG M () DAMAGED T ()

PART REMOVED: PART NUMBER SERIAL NUMBER:

PART INSTALLED: PART NUMBER 622-7689-003 SERIAL NUMBER: 166

TIME SINCE NEW: HRS LDGS NOS TIME SINCE OVERHAUL: HRS LDGS NOS

WARRANTY TIME REMAINING: HRS LDGS NOS MAN-HOURS: HRS TENTHS PRICE: \$

R NOTE: 1. FOLLOWING INSTALLATION OR MAINTENANCE ON THE AUTOMATIC PRESSURE ALTITUDE REPORTING SYSTEM OF THE ATC
R TRANSPONDER WHERE DATA CORRESPONDENCE ERROR COULD BE INTRODUCED, THE INTEGRATED SYSTEM MUST BE TESTED,
R INSPECTED, AND FOUND TO COMPLY WITH PARAGRAPH (C), APPENDIX E, OF PART 43.

R 2. EXCEPT FOR THE USE OF SYSTEM DRAIN AND ALTERNATE STATIC PRESSURE VALVES, FOLLOWING ANY OPENING
R AND CLOSING OF THE STATIC PRESSURE SYSTEM, THAT SYSTEM MUST BE TESTED AND INSPECTED AND FOUND TO COMPLY WITH
R PARAGRAPH (A), APPENDICES E AND F, OF PART 43.

341056 PART NAME: COPILOT'S RATE OF CLIMB INDICATOR NO REF

REASON REMOVED: (CHECK ONE) TECHNICIAN: INSP:

TIME A () FAIL B () WORN C () LOANER D () SCHED CONV E () MOD G () SERVICE K () ENG CHG L () TIRE CHG M () DAMAGED T ()

PART REMOVED: PART NUMBER SERIAL NUMBER:

PART INSTALLED: PART NUMBER SERIAL NUMBER:

TIME SINCE NEW: HRS LDGS NOS TIME SINCE OVERHAUL: HRS LDGS NOS

WARRANTY TIME REMAINING: HRS LDGS NOS MAN-HOURS: HRS TENTHS PRICE: \$

R NOTE: 1. FOLLOWING INSTALLATION OR MAINTENANCE ON THE AUTOMATIC PRESSURE ALTITUDE REPORTING SYSTEM OF THE ATC
R TRANSPONDER WHERE DATA CORRESPONDENCE ERROR COULD BE INTRODUCED, THE INTEGRATED SYSTEM MUST BE TESTED,
R INSPECTED, AND FOUND TO COMPLY WITH PARAGRAPH (C), APPENDIX E, OF PART 43.

R 2. EXCEPT FOR THE USE OF SYSTEM DRAIN AND ALTERNATE STATIC PRESSURE VALVES, FOLLOWING ANY OPENING
R AND CLOSING OF THE STATIC PRESSURE SYSTEM, THAT SYSTEM MUST BE TESTED AND INSPECTED AND FOUND TO COMPLY WITH
R PARAGRAPH (A), APPENDICES E AND F, OF PART 43.

NO TEXT AVAILABLE AT THIS TIME.



**SERVICE TESTED
O.K.**

Type No. FND 300

Part No. 622-4331-001

REPAIRED Serial No. 176

MCN No.

OVERHAULED Date 307WI

Final Insp. 811 CAD Final Test SCT 480 CAD

Customer Acceptance

EXCHANGE EQUIPMENT WARRANTY RECORD
IMPORTANT Warranty Provisions
Applicable Only If Equipment Is Registered

Complete all information requested below and return this tag to insure initiation or continuation of warranty.

EQUIPMENT TYPE <u>FND 300</u>		PART NUMBER <u>622-4331-001</u>		S/N <u>176</u>		AIRCRAFT TYPE	
REGISTRATION		WARRANTY EXP. DATE		INSTALLED DATE		WARRANTY CERT. #	
CUSTOMER (COMPANY)				ST. ADDRESS			
CITY		STATE		ZIP			
COMMENTS:							

FOR COLLINS AVIONICS USE ONLY

EQUIPMENT TYPE		PART NUMBER		RETURNED S/N			
DATE RETURNED		WCN #		START DATE		MFG. MODEL CODE	STATE CODE

This appliance was repaired and inspected in accordance with current Regulations of the Federal Aviation Administration and is approved for return to service. Pertinent details of the repair are on file at this agency under work order no. 618896

Date NOV 16 1992

Signed Derry E. Bauer for
Collins (Signature of Authorized Individual) **FAA CRS #NZ2R049L**

(Owner Name) 2051 Airport Road (Certificate No.) Wichita, Ks. 67209

(Address)

FROM



BUSINESS REPLY MAIL

No Postage Necessary if Mailed in United States
Postage Will be Paid by:

Collins General Aviation Avionics Division
Exchange Pool Coordinator 108-275
ROCKWELL INTERNATIONAL
CEDAR RAPIDS, IOWA 52498



First Class
Permit No. 236
Cedar Rapids,
Iowa

SERVICE MEMORANDUM 618896

PAGE 1

SHIP To:

COLLINS AVIONICS SERVICE CENTER
2051 AIRPORT ROAD
WICHITA, KANSAS 67209

BILL To:

RENTAL/EXCHANGE POOL - DIANN FIRST
COLLINS GENERAL AVIATION DIVISION
400 COLLINS ROAD N.E.
CEDAR RAPIDS, IOWA 52498

CUSTOMER:

RENTAL/EXCHANGE POOL - DIANN FIRST
COLLINS GENERAL AVIATION DIVISION
400 COLLINS ROAD N.E.
CEDAR RAPIDS, IOWA 52498

EQUIPMENT TYPE: IND300

PART NUMBER : 622-4331-001

SERIAL NUMBER : 176

DESCRIPTION : IND COL WXR BK 5/28

CUSTOMER P.O. : MESA AIRLINES

CONTRACT NUMBER:

COLLINS SERVICE ORDER NUMBER: 618896

CUSTOMER REJECT PAPER NUMBER:

A/C TYPE:

A/C S/N:

POSITION:

A/C TAIL No:

SERVICE DATA:

CUSTOMER COMPLAINT/INSTRUCTIONS:

CRT PICTURE IS FUZZY, WILL NOT FOCUS. POSSIBLE PROBLEM WITH HVPS OR TUBE.
CORE RETURN

DESCRIPTION OF WHAT WAS WRONG WITH THE EQUIPMENT:

SQUAWK CONFIRMED & REPAIRED ON SON 468841. LIGHT PANEL DAMAGED, NEEDS
SB 14-19, & A2Q12 & Q9 SHORTED DURING TESTING. CRT BURNED, NO (BELOW)

COMPLAINT VERIFIED: YES

DESCRIPTION OF THE SERVICE WORK PERFORMED:

REPLACED LIGHT PANEL, LIGHT PANEL GASKETS, CRT, TILT KNOB, A3Q12, Q9,
TEST-SELECTED A3C14 FOR GOOD HORIZONTAL CENTER, A2U5 & U11 FOR GOOD MEMORY
FUNCTION AT COLD TEMPERATURES, & A2U55 FOR HORIZONTAL SYNCHRONIZATION PULSE
OPERATION AT COLD TEMPERATURES. PERFORMED DETAILED PERFORMANCE TEST OKAY,
ENVIRONMENTAL TESTED OKAY, & FINAL TESTED OKAY. ADDITIONAL REPAIR WORK
PERFORMED UNDER SON 468841.

SERVICE BULLETINS INSTALLED THIS RETURN:

14-19

SERVICE BULLETINS PREVIOUSLY INSTALLED:

1-5,7,9,11

TESTED BY: J S HULSE

TESTED PER: 523-0768947-005118

THIS ARTICLE CERTIFIED AIRWORTHY BY: T. E. BAUER

FAA REPAIRMAN CERTIFICATE NUMBER: 2374435

PRELIMINARY INSPECTION PERFORMED: 11/06/92 BY: J S HULSE

HIDDEN DAMAGE INSPECTION PERFORMED: BY: . N/A

SERVICE MEMORANDUM 618896

PAGE 2

RECEIPT INFORMATION:

DATE RECEIVED BY COLLINS: 11/05/92
RECEIVING LOCATION: WICHITA
DELIVERED BY : CUSTOMER EXCHANGE
WAYBILL NUMBER : NONE
PREPAID/COLLECT : N/A
INSURED : NO

SERVICED By:

COLLINS AVIONICS SERVICE CENTER
2051 AIRPORT ROAD
WICHITA, KANSAS 67209-1949
FAA REPAIR STATION CERT. #NZ2R049L
TELEX 437697

SHIPPING INFORMATION:

DATE SHIPPED : 11/17/92
SHIPPED BY : H/C TO R/E ROOM
WAYBILL NUMBER :
PREPAID/COLLECT : N/A
INSURED : NO

FOR QUESTIONS REGARDING THIS
SERVICE WORK, PLEASE CONTACT:
DAN WHITE (316)946-4808

THIS IS NOT A BILL -
THIS SERVICE WORK IS COVERED BY WARRANTY

COLLINS AVIONICS SERVICE CENTERS ARE IN COMPLIANCE WITH THE FAA ANTI-DRUG PROGRAM FOR PERSONNEL ENGAGED IN SPECIFIED AVIATION ACTIVITIES, UNDER THE REGIONAL AIRLINE ASSOCIATION, AVIATION ASSOCIATES ANTI-DRUG CONSORTIUM, FAA APPROVED PLAN NUMBER E-EA-00111-U [D-CE-011].

DEFECTIVE/FAILED PARTS REPLACED:

PART NUMBER	DESCRIPTION	CKT SYMBOL
634-0346-001	CRT ASSY	CRT
754-0130-001	PANEL	A13
351-8560-010	INTEGRATED CIRCUIT	A2U5
352-1165-020	TRANSISTOR	A3Q12
352-1043-020	TRANSISTOR	A3Q9
351-8560-010	INTEGRATED CIRCUIT	A2U11
912-3354-000	CAPACITOR,FXD	A3C14
351-1527-060	INT CKT	A2U55
634-1978-001	IC-PROGRAMMED	A4U27

CUSTOMER NOTES:

(WHAT WAS WRONG, CONT.): HORIZONTAL SYNCH PULSE COLD, A2U5 & U11 BAD AT COLD TEMPERATURES, TILT KNOB DAMAGED, & HORIZONTAL CENTER OFF.

OPERATOR: ED-WES, INC.

WORK COMPLIANCE FORM NO.

34.500

AIRCRAFT NO.: 360

MODEL: 1124A WESTWIND

CARD NO: 34-16

AIRCRAFT REG.: N368MD

ISSUED 07-88 REV. 01-92

PAGE 1

93054

WORK DUE AT

* = APU HRS

RECORD TIME WORK ACCOMPLISHED FOR EACH TASK. KEEP TOP COPY FOR YOUR RECORDS. RETURN CARBON COPY TO CSI FOR UPDATING.

34-046

DATE

HOURS

LANDINGS

CYCLES

29 29

UNSCHEDULED

WORK ACCOMPLISHED: DATE: MONTH 3 DAY 18 YEAR 93 AIRCRAFT HOURS: 5231 LANDINGS: 3880TECHNICIAN SIGNATURE: [Signature] KIND OF CERTIFICATE & NO.: 560767740INSPECTED BY: [Signature] KIND OF CERTIFICATE & NO.: ATP

345801 PART NAME: WEATHER RADAR INDICATOR

WCF 34.500

REASON REMOVED: (CHECK ONE)

TECHNICIAN: _____ INSP: _____

TIME A () FAIL B () WORN C () LOANER D () SCHED CONV E () MOD G () SERVICE K () ENG CHG L () TIRE CHG M () DAMAGED T ()

PART REMOVED: PART NUMBER 622-4331-001 SERIAL NUMBER: 1316PART INSTALLED: PART NUMBER 622-4331-001 SERIAL NUMBER: 176INSTALLED TSN: HRS _____ LDGS _____ MOS _____ INSTALLED TSD: HRS 0 LDGS _____ MOS _____WARRANTY TIME REMAINING: HRS _____ LDGS _____ MOS 6 MAN-HOURS: HRS _____ TENTHS _____ PRICE: \$ _____

345801

WEATHER RADAR INDICATOR - REMOVAL AND INSTALLATION (REFER TO ILLUSTRATION ON CARD 34-16)

R NOTE: THESE PROCEDURES APPLY TO THE FOLLOWING SYSTEMS; RDR-1200, PRIMUS-40, PRIMUS-400, WXR-300.

R TEXT FROM MM 34-40-01/02/03/04

R A REMOVAL

1. OPEN CIRCUIT BREAKERS W/RADAR DC AND W/RADAR AC AND TAG WITH WARNING SIGN.

WARNING: DO NOT CLOSE THESE CIRCUIT BREAKERS - MAINTENANCE IN PROGRESS.

2. ROTATE THE LOCKING PAWLS COUNTERCLOCKWISE, AND PULL INDICATOR FROM PANEL.
3. DISCONNECT ELECTRICAL CONNECTOR FROM INDICATOR.
4. RECORD PART NUMBER, SERIAL NUMBER AND REASON REMOVED IN SPACE PROVIDED ON PAGE 1.

B INSTALLATION

1. OK TO INSTALL. RECORD PART NUMBER, SERIAL NUMBER AND UNIT TIME IN SPACE PROVIDED ON PAGE 1.
2. CONNECT ELECTRICAL CONNECTOR TO INDICATOR.
3. SLIDE INDICATOR INTO PANEL OPENING. PRESS ON THE INDICATOR WITH ONE HAND WHILE USING A SCREWDRIVER TO ENGAGE THE TWO LOCKING PAWLS. ROTATE THE PAWLS CLOCKWISE.

NOTE: DO NOT APPLY PRESSURE TO FACE OF CRT.

4. TIGHTEN SCREWS.
5. REMOVE TAG AND CLOSE CIRCUIT BREAKERS.

OPERATOR: ED-WEB, INC.

WORK COMPLIANCE FORM NO. 34.500

AIRCRAFT NO: 368

MODEL: 1124A WESTWIND

CARD NO: 34-16

AIRCRAFT REG: N368MD

ISSUED 07-88 REV. 01-92

PAGE 1

92003

WORK DUE AT		* = APU HRS.	
DATE	HOURS	LANDINGS	CYCLES
34-046			
29 29			

RECORD TIME WORK ACCOMPLISHED FOR EACH TASK. KEEP TOP COPY FOR YOUR RECORDS. RETURN CARBON COPY TO CSI FOR UPDATING.

UNSCHEDULED

WORK ACCOMPLISHED: DATE: MONTH 2 DAY 19 YEAR 93 AIRCRAFT HOURS: 5222 LANDINGS: 3870

TECHNICIAN SIGNATURE: [Signature] CERTIFICATE NUMBER: 560767740
INSPECTED BY: [Signature] KIND OF CERTIFICATE: A+P

345801 PART NAME: WEATHER RADAR INDICATOR WCF 34.500
REASON REMOVED: (CHECK ONE) TECHNICIAN: [Signature] INSP: [Signature]
TIME A () FAIL B (X) WORN C () LOANER D () SCHED CONV E () MOD G () SERVICE K () ENG CHG L () TIRE CHG M () DAMAGED T ()

PART REMOVED: PART NUMBER SERIAL NUMBER:

PART INSTALLED: PART NUMBER 622-4331-001 SERIAL NUMBER: 1316

TIME SINCE NEW: HRS LDGS MOB TIME SINCE OVERHAUL: HRS LDGS MOB

WARRANTY TIME REMAINING: HRS LDGS MOB 6 MAN-HOURS: HRS TENTHS PRICE: \$

345801 WEATHER RADAR INDICATOR - REMOVAL AND INSTALLATION (REFER TO ILLUSTRATION ON CARD 34-16)

R NOTE: THESE PROCEDURES APPLY TO THE FOLLOWING SYSTEMS: RDR-1200, PRIMUS-40, PRIMUS-400, WXR-300.

R TEXT FROM MM 34-40-01/02/03/04

R A REMOVAL

1. OPEN CIRCUIT BREAKERS W/RADAR DC AND W/RADAR AC AND TAG WITH WARNING SIGN.

WARNING: DO NOT CLOSE THESE CIRCUIT BREAKERS - MAINTENANCE IN PROGRESS.

2. ROTATE THE LOCKING PAWLS COUNTERCLOCKWISE, AND PULL INDICATOR FROM PANEL.
3. DISCONNECT ELECTRICAL CONNECTOR FROM INDICATOR.
4. RECORD PART NUMBER, SERIAL NUMBER AND REASON REMOVED IN SPACE PROVIDED ON PAGE 1.

B INSTALLATION

1. OK TO INSTALL. RECORD PART NUMBER, SERIAL NUMBER AND UNIT TIME IN SPACE PROVIDED ON PAGE 1.
2. CONNECT ELECTRICAL CONNECTOR TO INDICATOR.
3. SLIDE INDICATOR INTO PANEL OPENING. PRESS ON THE INDICATOR WITH ONE HAND WHILE USING A SCREWDRIVER TO ENGAGE THE TWO LOCKING PAWLS. ROTATE THE PAWLS CLOCKWISE.

NOTE: DO NOT APPLY PRESSURE TO FACE OF CRT.

4. TIGHTEN SCREWS.
5. REMOVE TAG AND CLOSE CIRCUIT BREAKERS.

OPERATOR: **ED-WES, INC.**

AIRCRAFT NO: **368**

AIRCRAFT REG: **N368MD**

MODEL: **1124A WESTWIND**

CARD NO: **34-16**

ISSUED **07-88** REV. **01-92**

PAGE **1**

RECORD TIME WORK ACCOMPLISHED FOR EACH TASK KEEP TOP COPY FOR YOUR RECORDS RETURN CARBON COPY TO CSI FOR UPDATING

003
34-046
29 29

UNSCHEDULED

WORK ACCOMPLISHED: DATE: MONTH 2 DAY 19 YEAR 93 AIRCRAFT HOURS: 5222 LANDINGS: 3870

TECHNICIAN SIGNATURE: *[Signature]*

CERTIFICATE NUMBER: 56070740

BILL TO:
RENTAL/EXCHANGE POOL - D
COLLINS GENERAL AVIATION
400 COLLINS ROAD N.E.
CEDAR RAPIDS, IOWA 5249

CUSTOMER P.O. : DUM
CONTRACT NUMBER: EXO
CALLING SERVICE ORDER
CUSTOMER REQUEST FORM

IN THE EQUIPMENT:
110 HOPS SHORTER, NO PICTURE.
EL BROKEN, REPILE ON AT CARD.

PERFORMED:
34, C35 TO CORRECT RIPPLE PROBU
PROBLEM. CLEANED UNIT. REPLAC

AS RETURN:

INSTALLED:

THIS ARTICLE OF
FAA REPAIRMAN

FORMED: 09/15/92 BY: H A MESERVY
FORMED: 09/15/92 BY: H A MESERVY

P
) T ()



SERVICE TESTED O.K.

Type No. INVO-300
Part No. 622-4331-001
Serial No. 1316
MON No. _____
Date 250WT
Final Insp. 891 CAD
Final Test SCT 406 CAD

Customer Acceptance

EXCHANGE EQUIPMENT WARRANTY RECORD
IMPORTANT Warranty Provisions
Applicable Only If Equipment Is Registered

Complete all information requested below and return this tag to insure initiation or continuation of warranty.

EQUIPMENT TYPE <u>INVO-300</u>	PART NUMBER <u>622-4331-001</u>	S/N <u>1316</u>	AIRCRAFT TYPE
REGISTRATION	WARRANTY EXP. DATE	INSTALLED DATE	WARRANTY CERT. #
CUSTOMER (COMPANY)		ST. ADDRESS	
CITY		STATE	ZIP
COMMENTS:			

FOR COLLINS AVIONICS USE ONLY

EQUIPMENT TYPE	PART NUMBER	RETURNED S/N		
DATE RETURNED	WCN #	START DATE	MFG. MODEL CODE	STATE CODE


FROM _____



BUSINESS REPLY MAIL

No Postage Necessary if Mailed in United States
Postage Will be Paid by:

First Class
Permit No. 236
Cedar Rapids,
Iowa



This appliance was repaired and inspected in accordance with current Regulations of the Federal Aviation Administration and is approved for return to service. Pertinent details of the repair are on file at this agency under work order no. 468690

Date SEP 16 1992
Signed [Signature] for
(Signature of Authorized Individual)
Collins FAA CRS # NZ2R049L
(Agency Name)
2051 Airport Road Wichita, Ks. 67209
(Address)

Collins General Aviation Avionics Division
Exchange Pool Coordinator 108-275
ROCKWELL INTERNATIONAL
CEDAR RAPIDS, IOWA 52498

RECEIPT INFORMATION:

DATE RECEIVED BY COLLINS: 09/12/92
RECEIVING LOCATION: WICHITA
DELIVERED BY : FEDEX P2
WAYBILL NUMBER : 7005111574
PREPAID/COLLECT : PREPAID
INSURED : NO

SERVED BY:

COLLINS AVIONICS SERVICE CENTER
2051 AIRPORT ROAD
WICHITA, KANSAS 67209-1949
FAA REPAIR STATION CERT. #NZ2R049L
TELEX 437697

SHIPPING INFORMATION:

DATE SHIPPED : 09/18/92
SHIPPED BY : H/C TO R/E ROOM
WAYBILL NUMBER :
PREPAID/COLLECT : N/A
INSURED : NO

FOR QUESTIONS REGARDING THIS
SERVICE WORK, PLEASE CONTACT:
DAN WHITE (316)946-4808

THIS IS NOT A BILL -
THIS SERVICE WORK IS COVERED BY WARRANTY

COLLINS AVIONICS SERVICE CENTERS ARE IN COMPLIANCE WITH THE FAA ANTI-DRUG PROGRAM FOR PERSONNEL ENGAGED IN SPECIFIED AVIATION ACTIVITIES, UNDER THE REGIONAL AIRLINE ASSOCIATION, AVIATION ASSOCIATES ANTI-DRUG CONSORTIUM, FAA APPROVED PLAN NUMBER E-EA-00111-U [D-CE-011].

DEFECTIVE/FAILED PARTS REPLACED:

PART NUMBER	DESCRIPTION	CRT SYMBOL
634-0388-001	POWER SUPPLY	A10
183-1277-020	CAPACITOR,FXD	A3C11
623-9390-001	RETAINER, BAR	RETAINER
634-0324-001	BAR	BAR LATCH
634-0327-002	FRAME,INDICATOR	BEZEL
634-0334-001	COVER, CHASSIS	COVER
183-1277-020	CAPACITOR,FXD	A3C12
183-1277-020	CAPACITOR,FXD	A3C21
183-1277-020	CAPACITOR,FXD	A3C34
183-1277-020	CAPACITOR,FXD	A3C35

CUSTOMER NOTES:

SHIP TO:
COLLINS AVIONICS SERVICE CENTER
2051 AIRPORT ROAD
WICHITA, KANSAS 67209

BILL TO:
RENTAL/EXCHANGE POOL - DIANN FIRST
COLLINS GENERAL AVIATION DIVISION
400 COLLINS ROAD N.E.
CEDAR RAPIDS, IOWA 52498

CUSTOMER:
RENTAL/EXCHANGE POOL - DIANN FIRST
COLLINS GENERAL AVIATION DIVISION
400 COLLINS ROAD N.E.
CEDAR RAPIDS, IOWA 52498

EQUIPMENT TYPE: IND300
PART NUMBER : 622-4331-001
SERIAL NUMBER : 1316
DESCRIPTION : IND COL WXR BK 5/28

CUSTOMER P.O. : DUNCAN NE
CONTRACT NUMBER: ERO 107538
COLLINS SERVICE ORDER NUMBER: 468690
CUSTOMER REJECT PAPER NUMBER:

A/C TYPE:
A/C S/N:
POSITION:
A/C TAIL No:

SERVICE DATA:

CUSTOMER COMPLAINT/INSTRUCTIONS:
NO SWK RECEIVED.

DESCRIPTION OF WHAT WAS WRONG WITH THE EQUIPMENT:

VERY DIRTY, COVER DAMAGED, A10 HVPS SHORTED, NO PICTURE. NEEDS SB'S & SB16
VERIFIED. LATCH'S BAD, BEZEL BROKEN, RIPPLE ON A3 CARD.

COMPLAINT VERIFIED: N/A

DESCRIPTION OF THE SERVICE WORK PERFORMED:

REPLACED A3011, C12, C21, C34, C35 TO CORRECT RIPPLE PROBLEM. REPLACED
A10 (SB 18) TO CORRECT MAN PROBLEM. CLEANED UNIT. REPLACED COVER, BEZEL
& LATCHES. FINAL TEST OK.

SERVICE BULLETINS INSTALLED THIS RETURN:

11,14,15,17,18,19

SERVICE BULLETINS PREVIOUSLY INSTALLED:

1-7,9,16

TESTED BY.: W A MESERVY
TESTED PER: 523-0768947-005118

THIS ARTICLE CERTIFIED AIRWORTHY BY: T. R. MC DOWAN
FAA REPAIRMAN CERTIFICATE NUMBER: 513604991

PRELIMINARY INSPECTION PERFORMED: 09/15/92 BY: W A MESERVY
HIDDEN DAMAGE INSPECTION PERFORMED: 09/15/92 BY: W A MESERVY



Maintenance Release

Lincoln Airport 402.475.2611 Accessory Classes 1,2 & 3
P.O. Box 81887 Fax: 402.475.5541 Propeller Limited
Lincoln Telex: 48.4365 Radio Class 1,2 & 3
Nebraska 68501 CRS#JGVR194F Instrument Class 1,2,3,4

This Aircraft Appliance/Component was repaired and inspected in accordance with current Federal Aviation regulations and was found airworthy for return for service. Pertinent details on the repair are on file at this agency under W/O numbers below.

Work Order #	6808Q	Date	2/5/93
<input type="radio"/> O/H	<input type="radio"/> Repaired	<input checked="" type="radio"/> F/T	
<input type="radio"/> Removed Serviceable	<input type="radio"/> Shelf Life Expiration	N/A	
Date Weighed	N/A		
Unit	Radar RT		
Manufacturer	Collins		
Part Number	622-4022-001		
Model	WXT-250A		
Serial Number	2126		
Customer	ED-WES, INC.		
N Number	N/A	S/N	N/A
Tech.	Scott Cole		
Inspected By	E. McEmie		
TSN	N/A	TSO	N/A
CSN	N/A	CSO	N/A



Description of Services Performed

Installed mch. 9
11, 12 + 13. Agreed
to meet mch.
specs.

OPERATOR: ED-WES, INC.

WORK COMPLIANCE FORM NO. 34.510

AIRCRAFT NO.: 368

MODEL: 1124A WESTWIND

CARD NO: 34-16

AIRCRAFT REG.: N368MD

ISSUED 07-88 REV. 01-92

PAGE 1

92003 34-047 29 29	WORK DUE AT				RECORD TIME WORK ACCOMPLISHED FOR EACH TASK. KEEP TOP COPY FOR YOUR RECORDS. RETURN CARBON COPY TO CSI FOR UPDATING.
	DATE	HOURS	LANDINGS	CYCLES	
					UNSCCHEDULED

WORK ACCOMPLISHED: DATE: MONTH 2 DAY 19 YEAR 93 AIRCRAFT HOURS: 5222 LANDINGS: 3870

TECHNICIAN SIGNATURE: [Signature] CERTIFICATE NUMBER: 560767740

INSPECTED BY: [Signature] KIND OF CERTIFICATE: ATP

345821 PART NAME: WEATHER RADAR RECEIVER/TRANSMITTER WCF 34.510
REASON REMOVED: (CHECK ONE) TECHNICIAN: [Signature] INSP: [Signature]
TIME A () FAIL B WORN C () LOANER D () SCHED CONV E () MOD G () SERVICE K () ENG CHG L () TIRE CHG M () DAMAGED T ()

PART REMOVED: PART NUMBER _____ SERIAL NUMBER: _____

PART INSTALLED: PART NUMBER 622-4022-001 SERIAL NUMBER: 2126

TIME SINCE NEW: HRS 5222 LDGS 3870 MOS _____ TIME SINCE OVERHAUL: HRS _____ LDGS _____ MOS _____

WARRANTY TIME REMAINING: HRS _____ LDGS _____ MOS 2 MAN-HOURS: HRS _____ TENTHS _____ PRICE: \$ _____

345821
WEATHER RADAR RECEIVER/TRANSMITTER - REMOVAL AND INSTALLATION (REFER TO ILLUSTRATION ON CARD 34-16)

R NOTE: THESE PROCEDURES APPLY TO THE FOLLOWING SYSTEMS: RDR-1200, PRIMUS-40, PRIMUS-400, WXR-300.

R TEXT FROM MH 34-40-01/02/03/04

R A REMOVAL

1. OPEN CIRCUIT BREAKERS W/RADAR DC AND W/RADAR AC AND TAG WITH WARNING SIGN:

WARNING: DO NOT CLOSE CIRCUIT BREAKERS - MAINTENANCE IN PROGRESS.

2. REMOVE NOSE RADOME.
3. DISCONNECT ELECTRICAL CONNECTOR FROM RECEIVER-TRANSMITTER.
4. UNCOUPLE WAVEGUIDE FROM RECEIVER-TRANSMITTER USING QUICK-DISCONNECT. COVER WAVEGUIDE OPENING.
5. CUT SAFETY WIRE; LOOSEN KNURLED NUTS AND SLIDE RECEIVER-TRANSMITTER FORWARD FROM SHOCK MOUNT.
6. RECORD PART NUMBER, SERIAL NUMBER AND REASON REMOVED IN SPACE PROVIDED ON PAGE 1.

B INSTALLATION

1. OK TO INSTALL. RECORD PART NUMBER, SERIAL NUMBER AND UNIT TIME IN SPACE PROVIDED ON PAGE 1.
2. SLIDE RECEIVER-TRANSMITTER INTO SHOCKMOUNT.
3. TIGHTEN KNURLED NUTS AND SAFETY WIRE.
4. REMOVE COVER FROM WAVEGUIDE; COUPLE WAVEGUIDE TO RECEIVER-TRANSMITTER WITH QUICK-DISCONNECT.
5. CONNECT ELECTRICAL CONNECTOR TO RECEIVER-TRANSMITTER.
6. INSTALL NOSE RADOME.
7. REMOVE TAG AND CLOSE CIRCUIT BREAKERS.

DUNCAN
AVIATION



Maintenance Release

Lincoln Airport 402.475.2611 Accessory Class 1,2 & 3
P.O. Box 81887 Fax: 402.475.5541 Propeller Limited
Lincoln Telex: 48.4365 Radio Class 1,2 & 3
Nebraska 68501 CRS#JGVR194F Instrument Class 1,2,3,4

This Aircraft Appliance/Component was repaired and inspected in accordance with current Federal Aviation regulations and was found airworthy for return for service. Pertinent details on the repair are on file at this agency under W/O numbers below.

Work Order # <i>68080</i>		Date <i>2/5/93</i>
<input type="radio"/> O/H	<input type="radio"/> Repaired	<input checked="" type="radio"/> FTT
<input type="radio"/> Removed Serviceable	<input type="radio"/> Shelf Life Expiration	<i>N/A</i>
Date Weighed <i>N/A</i>		
Unit <i>Radar Antenna</i>		
Manufacturer <i>Collins</i>		
Part Number <i>622-2504-001</i>		
Model <i>ANT-318</i>		
Serial Number <i>270</i>		
Customer <i>ED-WES, INC</i>		
N Number <i>N/A</i>	S/N <i>N/A</i>	
Tech. <i>Scott Ull</i>		
Inspected By <i>Jim Lonnie</i>		
TSN <i>N/A</i>	TSO <i>N/A</i>	
CSN <i>N/A</i>	CSO <i>N/A</i>	



See Other Side for Further Information

OPERATOR: ED-WES, INC.

WORK COMPLIANCE FORM NO. 34.520

AIRCRAFT NO.: 368

MODEL: 1124A WESTWIND

CARD NO: 34-16

AIRCRAFT REG.: N368ND

ISSUED 07-88 REV. 01-92

PAGE 1

92003
34-048
29 29

WORK DUE AT		* = APU HRS	
DATE	HOURS	LANDINGS	CYCLES

RECORD TIME WORK ACCOMPLISHED FOR EACH TASK. KEEP TOP COPY FOR YOUR RECORDS. RETURN CARBON COPY TO CSI FOR UPDATING.

UNSCCHEDULED

WORK ACCOMPLISHED: DATE: MONTH 2 DAY 19 YEAR 93 AIRCRAFT HOURS: 5222 LANDINGS: 3870

TECHNICIAN SIGNATURE: [Signature] CERTIFICATE NUMBER: 560767740

INSPECTED BY: [Signature] KIND OF CERTIFICATE: AIP

345831 PART NAME: WEATHER RADAR ANTENNA WCF 34.520
 REASON REMOVED: (CHECK ONE) TECHNICIAN: [Signature] INSP: [Signature]
 TIME A () FAIL B () WORN C () LOANER D () SCHED CONV E () MOD G () SERVICE K () ENG CHG L () TIRE CHG M () DAMAGED T ()

PART REMOVED: PART NUMBER _____ SERIAL NUMBER: _____

PART INSTALLED: PART NUMBER 622-2504-001 SERIAL NUMBER: 270

TIME SINCE NEW: HRS 5222 LDGS 3870 MOS _____ TIME SINCE OVERHAUL: HRS _____ LDGS _____ MOS _____

WARRANTY TIME REMAINING: HRS _____ LDGS _____ MOS 2 MAN-HOURS: HRS _____ TENTHS _____ PRICE: \$ _____

345831
 R WEATHER RADAR ANTENNA - REMOVAL AND INSTALLATION (REFER TO ILLUSTRATION ON CARD 34-16)
 R A REMOVAL

R NOTE: 1. THESE PROCEDURES APPLY TO THE FOLLOWING SYSTEMS; PRIMUS-1200, PRIMUS-40, PRIMUS-400, WXR-300.
 R 2. HANDLE ANTENNA WITH CARE. AVOID UNDUE PRESSURE WHICH CAN RESULT IN BENDING OR DISTORTING THE ANTENNA REFLECTOR. DO NOT FORCE MOVEMENT OF REFLECTOR IN EITHER VERTICAL OR LATERAL AXIS.

R TEXT FROM MM 34-40-01/02/03/04
 1. OPEN CIRCUIT BREAKERS W/RADAR DC AND AC AND TAG WITH WARNING SIGN.

WARNING: DO NOT CLOSE CIRCUIT BREAKERS - MAINTENANCE IN PROGRESS.

2. REMOVE RADOME.
3. DISCONNECT ELECTRICAL CONNECTOR FROM ANTENNA.
4. UNCOUPLE WAVEGUIDE FROM ANTENNA. COVER OPENING ON WAVEGUIDE AND ANTENNA. DISCARD O-RINGS IF DAMAGED.
5. REMOVE NUTS, WASHERS AND BOLTS SECURING ANTENNA TO STRUCTURE. NOTE AND RECORD LOCATION AND THICKNESS OF ADDITIONAL WASHERS.
6. REMOVE ANTENNA ASSEMBLY.
7. RECORD PART NUMBER, SERIAL NUMBER AND REASON REMOVED IN SPACE PROVIDED ON PAGE 1.

B INSTALLATION

1. OK TO INSTALL. RECORD PART NUMBER, SERIAL NUMBER AND UNIT TIME IN SPACE PROVIDED ON PAGE 1.
2. SECURE ANTENNA TO STRUCTURE WITH BOLTS, WASHERS AND NUTS.
3. REMOVE COVER FROM WAVEGUIDE; USING QUICK-DISCONNECT, COUPLE WAVEGUIDE TO ANTENNA. USE NEW O-RINGS AS REQUIRED. CLEAN CHOKE AND FLANGE JOINTS.
4. CONNECT ELECTRICAL CONNECTOR TO ANTENNA.
5. INSTALL NOSE RADOME.
6. REMOVE WARNING TAG AND CLOSE CIRCUIT BREAKERS.

**DUNCAN
AVIATION**



Repairable

Lincoln Airport 402.475.2611 Accessory Class 1,2 & 3
P.O. Box 81887 Fax: 402.475.5541 Propeller Limited
Lincoln Telex: 48.4365 Radio Class 1,2 & 3
Nebraska 68501 CRS#JGVR194F Instrument Class 1,2,3,4

AVIONICS/INSTRUMENTS

Work Order Number

68886

Squawk Number

Part Name

Flat Plate

Serial Number

N/A

Part Number

Removed By

SA

N Number

Model

AC S/N

Customer

ED-WES

Reason Removed

Goes with

ANT-318

OPERATOR: ED-WEST, INC.

WORK COMPLIANCE FORM NO. 34.530

AIRCRAFT NO.: 368

MODEL: 1124A WESTWIND

AIRCRAFT REG.: N368MD

ISSUED 07-88 REV.

PAGE 1

88349	WORK DUE AT	* = APU HRS.			RECORD TIME WORK ACCOMPLISHED FOR EACH TASK. KEEP TOP COPY FOR YOUR RECORDS. RETURN CARBON COPY TO CSI FOR UPDATING.
34-049	DATE	HOURS	LANDINGS	CYCLES	
29 29					

UNSCHEDULED

WORK ACCOMPLISHED: DATE: MONTH 2 DAY 19 YEAR 93 AIRCRAFT HOURS: 5222 LANDINGS: 3870

TECHNICIAN SIGNATURE: [Signature] CERTIFICATE NUMBER: 560767740

INSPECTED BY: [Signature] KIND OF CERTIFICATE: AIP

345833 PART NAME: WEATHER RADAR FLAT DISH MM 34-40-01
 REASON REMOVED: (CHECK ONE) TECHNICIAN: [Signature] INSP: [Signature]
 TIME A () FAIL B WORN C () LOANER D () SCHED CONV E () MOD G () SERVICE K () ENG CHG L () TIRE CAG M () DAMAGED T ()

PART REMOVED: PART NUMBER _____ SERIAL NUMBER: _____

PART INSTALLED: PART NUMBER ANT-318 SERIAL NUMBER: 270

TIME SINCE NEW: HRS 5222 LDGS 3870 MOS _____ TIME SINCE OVERHAUL: HRS _____ LDGS _____ MOS _____

WARRANTY TIME REMAINING: HRS _____ LDGS _____ MOS 2 MAN-HOURS: HRS _____ TENTHS _____ PRICE: \$ _____

345833
 WEATHER RADAR FLAT DISH - REMOVAL AND INSTALLATION (REFER TO ILLUSTRATION ON CARD 34-16)
 A REMOVAL (REFER TO ILLUSTRATION)

NOTE: HANDLE ANTENNA RELIEF WITH CARE. AVOID UNDUE PRESSURE WHICH CAN RESULT IN CAUSING BENDING OR DISTORTING THE REFLECTOR.

1. OPEN WEATHER RADAR SYSTEM CIRCUIT BREAKERS W/RADAR DC AND W/RADAR AC AND TAG WITH WARNING SIGN THAT READS:
 WARNING: DO NOT CLOSE THESE CIRCUIT BREAKERS - MAINTENANCE IN PROGRESS.

2. REMOVE NOSE ACCESS ASSEMBLY.
3. DISCONNECT ELECTRICAL CONNECTOR FROM ANTENNAS.
4. USING QUICK-DISCONNECT, UNCOUPLE WAVEGUIDE FROM ANTENNA; COVER OPENING OF WAVEGUIDE.
5. REMOVE NUTS, WASHERS AND BOLTS SECURING ANTENNA TO STRUCTURE.
6. REMOVE ANTENNA ASSEMBLY.
7. RECORD PART NUMBER, SERIAL NUMBER AND REASON REMOVED IN SPACE PROVIDED ON PAGE 1.

B INSTALLATION

1. OK TO INSTALL. RECORD PART NUMBER, SERIAL NUMBER AND UNIT TIME IN SPACE PROVIDED ON PAGE 1.
2. SECURE ANTENNA TO STRUCTURE WITH BOLTS, WASHERS AND NUTS.
3. REMOVE COVER FROM WAVEGUIDE; USING QUICK-DISCONNECT, COUPLE WAVEGUIDE TO ANTENNA.
4. CONNECT ELECTRICAL CONNECTOR TO ANTENNA.
5. INSTALL NOSE ACCESS ASSEMBLY.
6. REMOVE WARNING TAG AND CLOSE CIRCUIT BREAKERS.

SERVICEABLE PART

Bellone Enterprises, Inc.

FAA Approved Repair Station No. QK3R792L

20134 STATE ROAD
CERRITOS, CA 90703

(310) 860-6706 • FAX (310) 860-1606

OXYGEN RESERVOIR

PART NAME _____

PART NO. 6.350 A25-FB-C

SERIAL NO. 49928W

REPAIRED

RECHARGED

HYDROSTATIC TESTED

WEIGHT, LEAK & PRESSURE TESTED

OVERHAULED & CERTIFIED (OHC)

T.S.O. Continues

The component identified above was repaired and inspected in accordance with Current Federal Aviation Regulations and was found Airworthy for return to service.

Pertinent details of the repair are on file at this Agency under

WORK ORDER NO. 14336

Date JUL 01 1994

SIGNED *[Signature]*

AUTHORIZED SIGNATURE

OPERATOR: ED-WES, INC.

REPORT DATE 05/12/94

WORK COMPLIANCE FORM NO.

35.010

AIRCRAFT NO.: 368

MODEL: 1124A WESTWIND

AIRCRAFT REG.: N368MD

ISSUED 07-88 REV. 03-90

PAGE 1

94132

WORK DUE AT

* = APU HRS.

RECORD TIME WORK ACCOMPLISHED FOR EACH TASK. KEEP ORIGINAL FOR YOUR RECORDS. RETURN COPY TO CSI FOR UPDATING.

35-001

DATE

HOURS

LANDINGS

CYCLES

29 29

06/19/94

7878

CHECK CURRENT DUE LIST FOR DUE TIME CHANGES

WORK ACCOMPLISHED: DATE: MONTH 7 DAY 2 YEAR 94 AIRCRAFT HOURS: 5463 LANDINGS: 4135

TECHNICIAN SIGNATURE: [Signature] KIND OF CERTIFICATE & NO: 560762740

INSPECTED BY: [Signature] KIND OF CERTIFICATE & NO: ATP

ONLY THE FOLLOWING WORK IS DUE AT THE TIME(S) NOTED ABOVE:

DUE > 350106 HYDROSTATIC TST OXY CYL MM 35-00-00

350101 PART NAME: OXYGEN CYLINDER ASSEMBLY MM 35-00-00

REASON REMOVED: (CHECK ONE) TECHNICIAN: [Signature] INSP: [Signature]

TIME A () FAIL B () WORN C () LOANER D () SCHEDCONV E () MOD G () SERVICE K () ENG CHG L () TIRE CHG M () DAMAGED T ()

PART REMOVED: PART NUMBER SERIAL NUMBER:

PART INSTALLED: PART NUMBER SERIAL NUMBER:

INSTALLED TSN: HRS LDGS MOS

WARRANTY TIME REMAINING: HRS LDGS MOS MAN-HOURS: HRS TENTHS PRICE: \$

TECHNICIAN INSPECTOR MAN-HOURS

R 350106 HYDROSTATIC TEST OXYGEN CYLINDER ASSEMBLY...MM 35-00-00

R BOTTLE TYPE INSTALLED ICC/DDT-3HT () ICC/DDT-3AA

350101 OXYGEN CYLINDER ASSEMBLY - REMOVAL AND INSTALLATION, HYDROSTATIC TEST CONSUMABLES: SHERLOCK LEAK DETECTOR CG A REMOVAL

CAUTION: HOLD UNITS FITTINGS SECURELY WHEN DISCONNECTING OR CONNECTING ATTACHING FITTINGS.

- 1. REMOVE RIGHT-HAND NOSE COMPARTMENT ACCESS PANEL AND UNZIP PROTECTOR COVER.
2. REMOVE AVIONICS UNITS AND BASES MOUNTED ABOVE THE ELONGATED OXYGEN CYLINDER ACCESS PANEL.
3. REMOVE ELONGATED OXYGEN CYLINDER ACCESS PANEL.
4. REMOVE FRAME CROSS-MEMBERS ABOVE OXYGEN CYLINDER.
5. CLOSE CYLINDER SHUTOFF VALVE.
6. OPEN SLOWLY OXYGEN SHUTOFF VALVE IN FLIGHT COMPARTMENT.
7. SET COPILOT OXYGEN SUPPLY SHUTOFF VALVE TO ON AND REDUCE OXYGEN PRESSURE TO ZERO BY SETTING COPILOT OXYGEN FLOW VALVE TO TEST MASK.
8. CLOSE OXYGEN SHUTOFF VALVE.
9. SET COPILOT OXYGEN SUPPLY SHUTOFF VALVE TO OFF.
10. DISCONNECT AND CAP TWO OXYGEN LINES AT CYLINDER T-FITTING.
11. REMOVE AND CAP T-FITTING FROM THE CYLINDER.
12. DISCONNECT AND CAP OXYGEN DISCHARGE LINE FROM THE OXYGEN CYLINDER.
13. LOOSEN MOUNTING CLAMPS AND REMOVE OXYGEN CYLINDER.
14. RECORD PART NUMBER, SERIAL NUMBER AND REASON REMOVED IN SPACE PROVIDED ON PAGE 1.

B INSTALLATION

- 1. OK TO INSTALL. RECORD PART NUMBER, SERIAL NUMBER AND UNIT TIME IN SPACE PROVIDED ON PAGE 1.
2. LOCATE THE OXYGEN CYLINDER AND SECURE MOUNTING CLAMPS.
3. REMOVE CAPS AND INSTALL T-FITTING TO OXYGEN CYLINDER.
4. REMOVE CAPS AND CONNECT OXYGEN LINES TO T-FITTING.
5. REMOVE CAP AND CONNECT OXYGEN DISCHARGE LINE TO OXYGEN CYLINDER.
6. SLOWLY OPEN CYLINDER SHUTOFF VALVE.

CBellone Enterprises, Inc.
20134 State Road
Cerritos, California 90703
(310)860-6706 * FAX (310)860-1606

WORK ORDER NO. =====> 14336
F.A.A. #QK3R792L
D.O.T. #B528
F.A.A. A.D.P. #D-WP-20045-5

INSPECTION AND TEARDOWN REPORT
=====

CUSTOMER: APRI Aviation
CUSTOMER P.O. #: _____
Part Number: 6350 A25-FB-C
Manufacturer: Scott

Date Received: 7-1-94
Units Received _____
This P.O. 1
Page 1 of 1

Serial Number: 49928W
Description: O² Reservoir

----- CUSTOMER REPORTED DISCREPANCIES -----

Overhaul Req'd....:	_____	Weight and/or Leak Test...:	_____
Hydro Test Due....:	<u>X</u>	Shelf Life Expired.....:	_____
Repair As Nec.....:	_____	Functional Test Due.....:	_____
Recharge.....:	_____	Modify.....:	_____
Other.....:	_____		

----- INITIAL INSPECTION -----

Date of MFG.....:	<u>5-80</u>	DOT/ICC Rating: <u>34T 1850</u>	Full.....:	_____
Last O'haul/Hydro:	<u>11-90</u>	Capacity: <u>47 FT³</u>	Empty....:	<u>X</u>
Cartridge Date(s):	<u>N/A</u>	Test Press: <u>3073 psi</u>	Fired....:	_____
ATA Container.....:	<u>Y</u> <u>(N)</u>		Other....:	_____

----- INITIAL INSPECTION ANALYSIS -----

Repairable.....:	<u>(D)</u> N	BER/Scrap.....:	Y	N
Parts Missing.....:	<u>None</u>			
Add. Parts Rec'd.:	<u>None</u>			
Exterior Damage...:	<u>None</u>			
Hidden Damage.....:	<u>None</u>			
Serviced Per MFG.:	<u>(CFR)</u>	Manual #/Drawing:	<u>Title 49</u>	Rev. Date: <u>1993</u>
Other:	<u>REF 710</u>			

----- CORRECTIVE ACTION -----

Overhauled IAW MFG Specs.....:	_____	Inspect Interior:	<u>X</u>
Repaired IAW MFG Specs.....:	_____	Refinish Ext.....:	_____
Hydrostatic Test & Re-Certify.....:	<u>X</u>	Continuity Test..:	_____
Recharge - Wt. and/or Leak Test.....:	<u>X</u>	Functional Test..:	_____
		No Work Done.....:	_____

Scope of Work: Inspected Interior & Hydrostatically Tested
Permanent Expansion = 1.3 (3073 psi Recertified for Return to Service
Ratio Expansion = 1.9% Recharged. Leak Test

----- MATERIALS REQUIRED -----

Agent: O²

Weight: Normal

Pressure Media: O²

Weight: Normal

PSI @ 70F: 1800

QTY	PART NUMBER	DESCRIPTION	QTY	PART NUMBER	DESCRIPTION

----- FINAL ANALYSIS -----

The component identified above was repaired and inspected in accordance with Current Federal Aviation Regulations and was found Airworthy for return to service.

Approved For Return To Service (Yes/No): Yes

TSO: Contains Rejected:

TECHNICIAN: [Signature]

DATE: JUL 01 1994

STAMP: (CB 2)

INSPECTOR: [Signature]

DATE: JUL 01 1994

STAMP: (CB 1)

----- OTHER COMMENTS -----

OPERATOR: ED-WEB, INC.

REPORT DATE 01/12/95

WORK COMPLIANCE FORM NO.

35.070A

AIRCRAFT NO.: 368

MODEL: 1124A WESTWIND

AIRCRAFT REG.: N368MD

ISSUED 07-88 REV. 03-91

PAGE 1

2929368

WORK DUE AT

* = APU HRS

RECORD TIME WORK ACCOMPLISHED FOR EACH TASK. KEEP ORIGINAL FOR YOUR RECORDS. RETURN COPY TO CSI FOR UPDATING.

35-007

DATE

HOURS

LANDINGS

CYCLES

95012

11/01/93

5770

CHECK CURRENT DUE LIST FOR DUE TIME CHANGES

WORK ACCOMPLISHED: DATE: MONTH 1 DAY 25 YEAR 94 AIRCRAFT HOURS: 5512 LANDINGS: 4201

TECHNICIAN SIGNATURE: [Signature] KIND OF CERTIFICATE & NO: 56026 [Signature]

INSPECTED BY: [Signature] KIND OF CERTIFICATE & NO: 560282240AP

THE FOLLOWING WORK IS DUE AT THE TIME(S) NOTED ABOVE:

R 350166 CHECK PILOT'S OXYGEN MASK...MM 35-00-00.....

R 350169 CHECK COPILOT'S OXYGEN MASK...MM 35-00-00.....

350166, 350169

R CHECK OXYGEN MASK

1. UNFOLD MASK.
2. CHECK FACE-PIECE FOR HOLES, CUTS, OR TEARS.
3. EXAMINE FRONT AND BACK VALVE HOUSINGS FOR CRACKS, BREAKS, AND DAMAGE TO VALVE SEATS.
4. CHECK TUBING CLAMP FOR SECURITY OF INSTALLATION, CRACKS, AND DISTORTION.
5. CHECK TUBING FOR CRACKS AND KINKS.
6. CHECK HEAD STRAP FOR CORRODED OR DISTORTED CLIPS, ELASTICITY, CLEANLINESS, AND SECURITY OF INSTALLATION.

TECHNICIAN

R NOTE: THE FOLLOWING APPLIES TO EROS MASKS ONLY.

R 7. OPEN OXYGEN SUPPLY SHUTOFF VALVE.

R 8. REMOVE MASK-REGULATOR FROM STORAGE CUP, DEPRESS HARNESS INFLATION CONTROL (RED EARS). HARNESS SHOULD INFLATE.

R 9. PLACE THE MASK-REGULATOR ON THE HEAD PER NORMAL OPERATION.

R 10. CHECK FOR OXYGEN DEMAND FLOW BY BREATHING WITH THE REGULATOR IN "N" (DILUTION) AND THEN IN 100% POSITION.

R 11. ROTATE EMERGENCY KNOB IN THE DIRECTION OF ARROW AND CHECK FOR CONSTANT FLOW. TAKE A FEW BREATHS. BREATHING

R SHOULD BE FREE AND UNRESTRICTED. RETURN KNOB TO NORMAL POSITION.

R 12. TEST THE MICROPHONE USING NORMAL OPERATING PROCEDURES.

R 13. MOMENTARILY PRESS TO TEST EMERGENCY KNOB AND OBSERVE FOR FREE AND UNRESTRICTED CONSTANT FLOW.

R 14. STOW MASK-REGULATOR IN STORAGE CUP. MAKE SURE THE HARNESS IS PROPERLY POSITIONED BEHIND THE FACE-PIECE AND THE

R MASK-REGULATOR IS FULLY SEATED WITHIN THE STORAGE CUP.

R 15. RECORD CHECK COMPLIED WITH IN SPACE PROVIDED ON PAGE 1.

OPERATOR: ED-MES, INC.

REPORT DATE 10/13/93

WORK COMPLIANCE FORM NO.

35.0708

AIRCRAFT NO.: 368

MODEL: 1124A WESTWIND

AIRCRAFT REG.: N368MD

ISSUED 03-91 REV.

PAGE 1

93286

WORK DUE AT

* = APU HRS.

RECORD TIME WORK ACCOMPLISHED FOR EACH TASK. KEEP TOP COPY FOR YOUR RECORDS. RETURN CARBON COPY TO CSI FOR UPDATING.

35-012

DATE

HOURS

LANDINGS

CYCLES

29 29

11/29/93

CHECK CURRENT DUE LIST FOR DUE TIME CHANGES

WORK ACCOMPLISHED: DATE: MONTH 11 DAY 24 YEAR 93

AIRCRAFT HOURS: 5367

LANDINGS: 4023

TECHNICIAN SIGNATURE: [Signature]

KIND OF CERTIFICATE & NO: 560767740

INSPECTED BY: [Signature]

KIND OF CERTIFICATE & NO: APP

THE FOLLOWING WORK IS DUE AT THE TIME(S) NOTED ABOVE:

	TECHNICIAN	INSPECTOR	MAN-HOURS
			HRB.THS

350150	FUNCTIONAL TEST PILOT'S MASK AND REGULATOR...MM 35-00-00.....	<u>[Signature]</u>	<u>[Signature]</u>
350160	FUNCTIONAL TEST COPILOT'S MASK AND REGULATOR...MM 35-00-00.....	<u>[Signature]</u>	<u>[Signature]</u>

350150, 350160

FUNCTIONAL TEST MASK AND REGULATOR

1. TESTING OF THE MASK REQUIRES SPECIAL EQUIPMENT. IT IS RECOMMENDED THAT ALL MASKS BE RETURNED TO AN APPROVED REPAIR AGENCY FOR TEST.

2. RECORD TEST COMPLIED WITH IN SPACE PROVIDED ON PAGE 1.