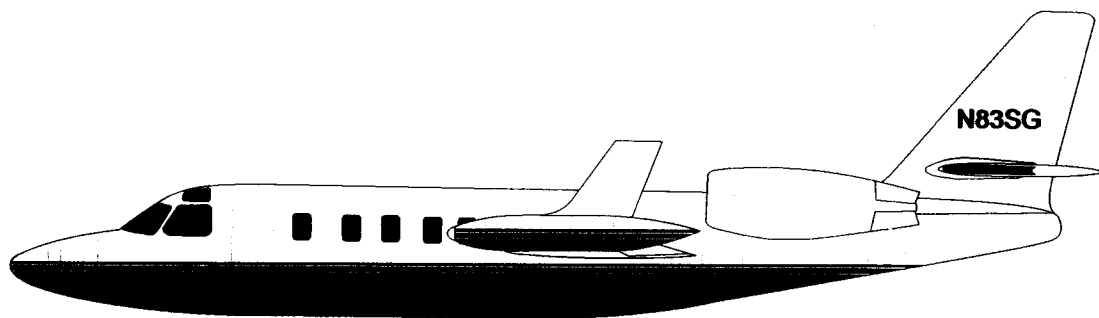


N83SG



AIRFRAME LOG BOOK

Westwind 1124A

Serial Number: 368

Date of Manufacture: November 1981

Type Approval: A2SW



TRANSPORT
CANADA
A.M.O.
109 - 97

27 JUNE 1998
W.O. 980175

AIRCRAFT WORK REPORT
AND LOGBOOK ENTRY
report by M. Sjerdal

REG'N: N368MD
MODEL: WW 1124A
S.N.: 368

A/C T.T.: 6488.0
A/C Ldgs.: 4867

page 1 of 1

The following maintenance has been performed per customer request and the IAI WW 1124A Maintenance Manual:

- 1 Left engine, s.n.: P-77482, with 6171.2 hours and 4522 cycles, investigated to determine and correct cause of fluctuating N1 RPM indication. N1 Monopole, p.n.: 3073827-1, s.n.: 4162, replaced due to insulation breakdown with p.n.: 3073827-4, s.n.: 971936001322, per SB 77-3021 R0. GRN 11497. Refer to Garrett 731 Engine Logbook for further detail.
- 2 Left and right MLG tires replaced with new customer supplied parts, due to tread wear. Left MLG tire p.n.: 249K83-3, s.n.: 60640586. Right MLG tire p.n.: 249K83-3, s.n.: 60650264. Wheel assemblies, p.n.: 5002823, s.n.: Jun89-537, and Mar94-662 eddy current and mag. particle inspected as required.
- 3 Aircraft preflight inspection performed. Hydraulic reservoir serviced with one quart of Skydrol.

Pertinent details of the work performed
are on file at this agency under
WORK ORDER NO. 980175

PACIFIC AERO TECH INC.
VANCOUVER, B.C.

TRANSPORT CANADA
Approved Maintenance Organization 109-97

The maintenance described has been
performed in accordance with the
applicable standards of airworthiness,
and the aircraft is released for return to service.


ALI ISHMAIL M 259246
DIRECTOR OF MAINTENANCE

27 June 98



TRANSPORT
CANADA
A.M.O. 109-97

ENGINE SERVICE RECORD

DESCRIPTION OF INSPECTIONS, REPAIRS, AND OVERHAULS

DATE	HOURS THIS FLIGHT	CYCLES THIS FLIGHT	ACCUMULATIVE TOTALS				NEXT MAJOR INSPECTION DUE AT
			HOURS		CYCLES		
			SINCE NEW	SINCE O/H	SINCE NEW	SINCE O/H	
27 JUNE 98	*****	*****	6171.2	*****	4522	*****	6547.0 ENGINE OPERATING HOURS

SERIAL NO.: P 77482 D.o.M. : 11 SEPT 81 A/C S.N. : 368 A/C REG'N.: N368MD
 MODEL : 731-3-1G MSP NO.: 3108D A/C T.T. : 6488.0 A/C TYPE : 1124A
 PART NO. : 3072500-2 OIL TYPE: MOBIL JET II A/C LDGS: 4867 POSITION : # 1

The following maintenance has been performed in accordance with the IAI West Wind 1124A Maintenance Manual, and the AlliedSignal AeroSpace TFE 731-3 Light Maint. Manual:

- Engine investigated to determine and correct cause of fluctuating N1 RPM indication. N1 Monopole, p.n.: 3073827-1, s.n.: 4162, replaced due to insulation breakdown, with p.n.: 3073827-4, s.n.: 971936001322, per SB 77-3021 R0. GRN 11497
- N1 monopole support plate replaced per SB 77-3015 R0, with p.n.: 3071417-3
- Engine serviced with two quarts of Mobil Jet II Synthetic Turbine Engine oil.
- Inspections, tests, function checks and adjustments completed as required with satisfactory results.

INSPECTION FORECAST: ENG. HRS. NEXT DUE:

BASELINE SOAP	150 HR.	300 HR.	600 HR.	800 HR.	M.P.I.	PLENUM	CORE	FAN SUPPORT	ACCY. G / BOX
N/A	CAMP	CAMP	N/A	CAMP	6547.0	6547.0	9347.0	9347.0	9347.0

ENGINE PERFORMANCE EVALUATION AND INSTRUMENT CALIBRATION CHECK RUN NOT PERFORMED

PERF. MARGINS		NOZZLE AREAS		VIBRATION		INSTRUMENT ERROR		
N2	ITT	A4	A5	I PS	RPM	N1	N2	ITT
UNK %	UNK C	13.905	26.035	UNK	UNK	UNK %	UNK %	UNK C

Pertinent details of the work performed are on file at this agency under WORK ORDER NO. 980175

PACIFIC AERO TECH INC.
VANCOUVER, B.C.

TRANSPORT CANADA
Approved Maintenance Organization 109-97

The maintenance described has been performed in accordance with the applicable standards of airworthiness, and is released for return to service.

MARVIN K. SJERDAL M250243
QUALITY ASSURANCE MANAGER

page 1 of 1

Report of Non Destructive Examination

No 11520

Eddy Current Wheel Inspection
Maintenance Release Tag

N 386 MD

Client: <u>Pacific Aerotech</u>	Date: <u>26 June, 1998</u>																	
P.O. # <u>A2124</u>	W.O. #: <u>A698-163</u>																	
Standards / Specifications: <u>ABSC GS-SL-36 R2</u>																		
Inspection Area Code																		
A: Bead Seat	AA: All areas IAW Applicable Specification																	
B-F: Per applicable Specification	X: Per Applicable Specification																	
Inspection results																		
Part Number	Serial Number	A		B		C		D		E		F		X		AA		
		Acc	Rej	Acc	Rej	Acc	Rej	Acc	Rej	Acc	Rej	Acc	Rej	Acc	Rej	Acc	Rej	
5002823 Outbd	Jun89-537	✓																
5002823 Outbd	Jun89-537	✓																
5002823 Outbd	Mar94-662	✓																
5002823 Outbd	Mar94-662	✓																
Notes:																		

The Maintenance described hereon has been performed in accordance with the applicable standards of airworthiness

Technician M. Nitztz Lev3 E/C



AMO 218-91

GARRETT AVIATION SERVICES

PART IDENT LABEL

PART IDENT LABEL

REMOVED PART DETAIL

PART NUMBER

0730347



APP CERT

QUANTITY

1

SERIAL NUMBER

REMOVAL TYPE
SCHD/UNSCHE

PART CODE
99 0 5315

SERIAL NUMBER
971936001322

DESCRIPTION

PART NUMBER: 3073827-4

POSITION

A/C

STATION

DATE

DESCPN: TRANSDUCER N1

SHELF LIFE EXPIRY

CONDITION
A

REASON FOR REMOVAL

CONDITION
SERV.

ORIGINAL BATCH
730347

LOC
LAX

BIN NO.
731-5B

U/S

VENDOR

ORDER NUMBER

FITTED TO
0

STAMP/SIGNATURE

DATE

INSP

STAMP

DATE

TECH LOG PAGE

[Handwritten signature]

[Handwritten date: 12/11/77]

857114

[Large handwritten signature]

1. Country UNITED STATES	FAA FORM 8130-3 AIRWORTHINESS APPROVAL TAG U.S. DEPARTMENT OF TRANSPORTATION FEDERAL AVIATION ADMINISTRATION	3. System Tracking Ref. No. B9800081735
--	--	--

4. Organization ALLIEDSIGNAL INC. 1944 E. SKY HARBOR CIRCLE PHOENIX, AZ 85034	5. Workorder, Contract or Invoice Number H919R2-001 002
--	---

6. Item	7. Description	8. Part No.	9. Eligibility*	10. Quantity	11. Serial / Batch No.	12. Status / Work
001	SUPPORT XDCR	3071417-3	VARIOUS	1	NONE	NEW

№ 11497

13. Remarks
 THIS FORM IS ISSUED AT 1944 E. SKY HARBOR CIRCLE PHOENIX, AZ 85034 AS AUTHORIZED BY THE PRODUCTION APPROVAL HOLDER EXPORT CANADA-ALL OTHER

Limited life parts must be accompanied by maintenance history including total time / total cycles / time since new.

14. New <input type="checkbox"/> Newly Overhauled <input type="checkbox"/> Certifies that the new or newly overhauled part(s) identified above, except as otherwise specified in block 13 was (were) manufactured in accordance with FAA approved design data and airworthiness. NOTE: In case of parts to be exported, the special requirements of the importing country have been met.	19. Return to Service in Accordance with FAR 43.9 Certifies that the work specified in block 13 (or attached) above was carried out in accordance with FAA airworthiness regulations and in respect to the work performed the part(s) is (are) approved for return to service.		
15. Signature 	16. FAA Authorization No. ODARF602216NM	20. Authorized Signature	21. Certificate Number
17. Name (Typed or Printed) SUSAN BLAKE	18. Date 23 JUN 98	22. Name (Typed or Printed)	23. Date

Airworthiness Approval Tag User / Installer Responsibilities

It is important to understand that the existence of this Document alone does not automatically constitute authority to install the part/component/assembly.

Where the user/installer work in accordance with the national regulations of an Airworthiness Authority different than the Airworthiness Authority of the country specified in block 1 it is essential that the user/installer ensures that his/her Airworthiness Authority accepts parts/components/assemblies from the Airworthiness Authority of the country specified in block 1.

Statements in block 14 and 19 do not constitute installation certification. In all cases aircraft maintenance records must contain an installation certification issued in accordance with the national regulations by user/installer before the aircraft may be flown.

1. Country of origin of the part/component/assembly
2. Part number
3. Part description
4. Part name
5. Part drawing
6. Part drawing
7. Part drawing
8. Part drawing
9. Part drawing
10. Part drawing
11. Part drawing
12. Part drawing
13. Part drawing
14. Part drawing
15. Part drawing
16. Part drawing
17. Part drawing
18. Part drawing
19. Part drawing
20. Part drawing
21. Part drawing
22. Part drawing
23. Part drawing
24. Part drawing
25. Part drawing
26. Part drawing
27. Part drawing
28. Part drawing
29. Part drawing
30. Part drawing
31. Part drawing
32. Part drawing
33. Part drawing
34. Part drawing
35. Part drawing
36. Part drawing
37. Part drawing
38. Part drawing
39. Part drawing
40. Part drawing
41. Part drawing
42. Part drawing
43. Part drawing
44. Part drawing
45. Part drawing
46. Part drawing
47. Part drawing
48. Part drawing
49. Part drawing
50. Part drawing
51. Part drawing
52. Part drawing
53. Part drawing
54. Part drawing
55. Part drawing
56. Part drawing
57. Part drawing
58. Part drawing
59. Part drawing
60. Part drawing
61. Part drawing
62. Part drawing
63. Part drawing
64. Part drawing
65. Part drawing
66. Part drawing
67. Part drawing
68. Part drawing
69. Part drawing
70. Part drawing
71. Part drawing
72. Part drawing
73. Part drawing
74. Part drawing
75. Part drawing
76. Part drawing
77. Part drawing
78. Part drawing
79. Part drawing
80. Part drawing
81. Part drawing
82. Part drawing
83. Part drawing
84. Part drawing
85. Part drawing
86. Part drawing
87. Part drawing
88. Part drawing
89. Part drawing
90. Part drawing
91. Part drawing
92. Part drawing
93. Part drawing
94. Part drawing
95. Part drawing
96. Part drawing
97. Part drawing
98. Part drawing
99. Part drawing
100. Part drawing

The FAA Form 8130-3 and JAA Form One are equivalent. Other countries such as Canada also have equivalent acceptable documents.

1. Country UNITED STATES	2. FAA FORM 8130-3 AIRWORTHINESS APPROVAL TAG U.S. DEPARTMENT OF TRANSPORTATION FEDERAL AVIATION ADMINISTRATION	3. System Tracking Ref. No. B9800081734
------------------------------------	---	--

4. Organization ALLIEDSIGNAL INC. 1944 E. SKY HARBOR CIRCLE PHOENIX, AZ 85034	5. Workorder, Contract or Invoice Number H919R2-001 001
--	---

6. Item	7. Description	8. Part No.	9. Eligibility*	10. Quantity	11. Serial / Batch No.	12. Status / Work
001	RING RETAINER <i>No 11497</i>	3070424-1	VARIOUS	1	NONE	NEW

13. Remarks
THIS FORM IS ISSUED AT 1944 E. SKY HARBOR CIRCLE PHOENIX, AZ 85034 AS AUTHORIZED BY THE PRODUCTION APPROVAL HOLDER EXPORT CANADA-ALL OTHER

Limited life parts must be accompanied by maintenance history including total time / total cycles / time since new.

14. New <input checked="" type="checkbox"/> Newly Overhauled <input type="checkbox"/> Certifies that the new or newly overhauled part(s) identified above, except as otherwise specified in block 13 was (were) manufactured in accordance with FAA approved design data and airworthiness. NOTE: In case of parts to be exported, the special requirements of the importing country have been met.	19. Return to Service in Accordance with FAR 43.9 Certifies that the work specified in block 13 (or attached) above was carried out in accordance with FAA airworthiness regulations and in respect to the work performed the part(s) is (are) approved for return to service.
---	--

15. Signature <i>Susan Blake</i>	16. FAA Authorization No. ODARF602216NM	20. Authorized Signature	21. Certificate Number
17. Name (Typed or Printed) SUSAN BLAKE	18. Date 23JUN98	22. Name (Typed or Printed)	23. Date

Airworthiness Approval Tag User / Installer Responsibilities

It is important to understand that the existence of this Document alone does not automatically constitute authority to install the part/component/assembly.

Where the User/installer work in accordance with the national regulations of an Airworthiness Authority different than the Airworthiness Authority of the country specified in block 1 it is essential that the user/installer ensures that his/her Airworthiness Authority accepts parts/components/assemblies from the Airworthiness Authority of the country specified in block 1.

Statements in block 14 and 19 do not constitute installation certification. In all cases aircraft maintenance records must contain an installation certification issued in accordance with the national regulations by user/installer before the aircraft may be flown.

Manufacturer's designation or part number

Part number

Part description

Part quantity

Part location

Part status

Part condition

Part date

Part time

Part remarks

Part signature

Part date

Part time

Part remarks

Part signature

Part date

Part time

Part remarks

Part signature

Part date

Part time

Part remarks

Part signature

Part date

Part time

Part remarks

Part signature

Part date

Part time

Part remarks

Part signature

Part date

Part time

Part remarks

Part signature

Part date

Part time

Part remarks

Vertical text on the right edge of the page.

Vertical text on the right edge of the page.

Vertical text on the right edge of the page.

IFR
w/o #
356004-2



1. UNITED STATES		2. FAA FORM 8130-3 AIRWORTHINESS APPROVAL TAG U.S. Department of Transportation Federal Aviation Administration				3. System Tracking Ref. No. L30835	
4. Organization Rockwell COLLINS COMMERCIAL AVIONICS Wichita Service Center 2051 Airport Road Wichita, Kansas 67209-1949 FAA Repair Station #NZ2R049L				5. Work Order, Contract, or Invoice Number R/EL30835			
6. Item	7. Description	8. Part Number	9. Eligibility*	10. Quantity	11. Serial/Batch Number	12. Status/Work	
1	MSI80C	622-4382-013	TSO ARTICLE N/A	1	330	OVERHAULED	
13. Remarks REFER TO ATTACHED SERVICE MEMORANDUM # L30835 FOR SERVICE DETAILS OVERHAULED IN ACCORDANCE WITH 523-0767675-006118 TESTED PER CMM 523-0767675-006118 SB INSTALLED :NONE Limited life parts must be accompanied by maintenance history including total time/total cycles/time since new.							
14. New <input type="checkbox"/> Newly Overhauled <input type="checkbox"/> Certified that the new or newly overhauled part(s) identified above, except as otherwise specified in block 13, was (were) manufactured in accordance with FAA approved design data and airworthiness. NOTE: In case of parts to be exported, the special requirements of the importing country have been met.			19. Return to Service in Accordance with FAR 43.9 Certified that the work specified in block 13 (or attached) above was carried out in accordance with FAA airworthiness regulations and, in respect to the work performed, the part(s) is (are) approved for return to service.				
15. Signature:		16. FAA Authorization No.:	20. Authorized Signature: <i>Steven J. Gilson</i>		21. Certificate Number: NZ2R049L		
17. Name (Typed or Printed):		18. Date:	22. Name (Typed or Printed): <i>Steven J. Gilson</i>		23. Date: February 5, 1998		



FAA Form 8130-3

Airworthiness Approval Tag User/Installer Responsibilities


It is important to understand that the existence of this document alone does not automatically constitute authority to install the part/assembly.

Where the user/installer work in accordance with the national regulations of an Airworthiness Authority different than the Airworthiness Authority of the country specified in block 1, it is essential that the user/installer ensures that his/her Airworthiness Authority accepts parts/components/assemblies from the Airworthiness Authority of the country specified in block 1.

Statements in blocks 14 and 19 do not constitute installation certification. In all cases, aircraft maintenance records must contain an installation certification issued in accordance with the national regulations by the user/installer before the aircraft may be flown.

The FAA Form 8130-3 and JAA Form One are equivalent. Other countries such as Canada also have equivalent acceptable documents.

36004-6

1. UNITED STATES		2. FAA FORM 8130 - 3 AIRWORTHINESS APPROVAL TAG U.S. Department of Transportation Federal Aviation Administration			3. System Tracking Number 20673	
4. Organization Furst Instrument Corp. 185 Berger Street, Wood-Ridge, NJ				5. Work Order, Contract Number, or Invoice Number 20673		
6. Item	7. Description	8. Part Number	9. Eligibility *	10. Quantity	11. Serial/Batch Number	12. Status/work
1	ALTIMETER	B44202-10-014	Various Aircraft	One	501	OVERHAUL
13. Remarks See Attached Condition Report						
<i>Limited life parts must be accompanied by maintenance history including total time / total cycles / time since new.</i>						
14. New <input type="checkbox"/> Newly Overhauled <input type="checkbox"/> Certifies that the new or newly overhauled part(s) identified above, except as otherwise specified in block 13 was(were) manufactured in accordance with FAA approved design data and airworthiness Note: In case parts to be exported, the special requirements of the importing country have been met.			19. Return to Service in Accordance with FAR 43.9 Certifies that the work specified in block 13 (or attached) above was carried out in accordance with FAA airworthiness regulations and in respect to the work performed the part(s) is(are) approved for return to service.			
15. Signature		16. FAA Authorized No.	20. Authorized Signature 		21. Certificate No. FQNR193L	
17. Name (typed or Printed)		18. Date	22. Name (typed or Printed) JAMES A. FITZPATRICK		23. Date 4/2/98	

*(Optional) Installer must cross check eligibility with applicable technical data.

FAA Forms 8130-3	Airworthiness Approval Tag
User/Installer Responsibilities	
It is important to understand that the existence of this document alone does not automatically constitute authority to install the part/component/assembly.	
Where the user/installer work in accordance with the national regulations of an Airworthiness Authority different than the Airworthiness Authority of the country specified in block 1 it is essential the user/installer ensures that his(her) Airworthiness Authority accepts parts/components/assemblies from the Airworthiness Authority of the country specified in block 1.	
Statements in block 14 and 19 do not constitute installation certification. In all cases aircraft maintenance records must contain an installation certification issued in accordance with the national regulations by the user/installer before the aircraft may be flown.	

1. UNITED STATES	2. FAA FORM 8130-3 AIRWORTHINESS APPROVAL TAG U.S. Department of Transportation Federal Aviation Administration	3. System Tracking Ref No. R1MFA001
------------------	--	--

4. Organization Duncan Aviation/Lincoln Airport/Lincoln, NE 68524	5. Work Order, Contract or Invoice R1MFA
---	---

Item	7. Description	8. Part Number
001	Autopilot Amplifier	622-3108-016

9. Eligibility*	10. Quantity	11. Serial/Batch Number	12. Status/Work
VARIOUS	001	1950	Repaired

13. Remarks

ICON HEALTH AND FITNESS I
P/N 622-3108-016 S/N 1950 M/N APA-80A MAKE COLLINS

Discrepancy: Autopilot will not engage.

Corrective Action: Bench checked and duplicated. Troubleshoot and replaced defective Elevator channel drivers and pre-drivers. Also replaced high failure components. Cleaned minor corrosion and replaced affected components. Cleaned and painted. Unit functional tested per manufacturer's maintenance manual.

TECHNICIAN: CHARLES A. HANNER

This document constitutes a signed copy of the work order.

Life Limited parts must be accompanied by maintenance history including total time/total cycles/time since new.

14. <input type="checkbox"/> New <input type="checkbox"/> Newly Overhauled Certifies that the new or newly overhauled part(s) identified above, except as otherwise specified in block 13 was (were) manufactured in accordance with FAA approved design data and airworthiness. NOTE: In case of parts to be exported, the special requirements of the importing country have been met.	19. Return to Service in Accordance with FAR 43.9 Certifies that the work specified in block 13 (or attached) above was carried out in accordance with FAA airworthiness regulations and in respect to the work performed, the part(s) are approved for return to service.
--	---

15. Signature	16. FAA Authorization No.	20. Authorized Signature <i>Steve Krings</i>	21. Certificate Number JGVR194F
17. Name (Typed or Printed)	18. Date	22. Name (Typed or Printed) Steve J. Krings	23. Date 8/29/96

Airworthiness Approval Tag User/Installer Responsibilities

It is important to understand that the existence of this document alone does not automatically constitute authority to install the part/component/assembly. Where the user/installer work in accordance with the national regulations of an Airworthiness Authority different than the Airworthiness Authority of the country specified in block 1, it is essential that the user/installer ensures that his/her Airworthiness Authority accepts parts/components/assemblies from the Airworthiness Authority of the country specified in block 1.

Statements on block 14 and 19 do not constitute installation certification. In all cases aircraft maintenance records must contain an installation certification issued in accordance with the national regulations by the user/installer before the aircraft may be flown.

The FAA Form 8130-3 and JAA Form One are equivalent. Other countries such as Canada also have equivalent acceptable documents.

1. UNITED STATES	2. FAA FORM 8130-3 AIRWORTHINESS APPROVAL TAG U.S. Department of Transportation Federal Aviation Administration	3. System Tracking Ref No. W7K1B002
------------------	--	--

4. Organization Duncan Aviation/Lincoln Airport/Lincoln, NE 68524	5. Work Order, Contract or Invoice W7K1B
--	---

tem	7. Description	8. Part Number
002	FLIGHT GUIDANCE COMPUTER	622-5224-005

9. Eligibility*	10. Quantity	11. Serial/Batch Number	12. Status/Work
VARIOUS	001	5128	Repaired

13. Remarks

INTER DEPT ZERO BALANCE
P/N 622-5224-005 S/N 5128 M/N FGC-80F MAKE COLLINS

Discrepancy: Altitude preselect does not switch over to "ALT" with first push.


Corrective actions: Bench checked unit and duplicated discrepancy. Troubleshoot and replaced defective parts. Cleaned and resealed PCB. Subjected unit to vibration. Unit functional tested per manufacturer's maintenance manual.

TECHNICIAN: NHAT T. NGUYEN

This document constitutes a signed copy of the work order.

Life Limited parts must be accompanied by maintenance history including total time/total cycles/time since new.

14. New <input type="checkbox"/> Newly Overhauled <input type="checkbox"/> Certifies that the new or newly overhauled part(s) identified above, except as otherwise specified in block 13 was (were) manufactured in accordance with FAA approved design data and airworthiness. NOTE: In case of parts to be exported, the special requirements of the importing country have been met.	19. Return to Service in Accordance with FAR 43.9 Certifies that the work specified in block 13 (or attached) above was carried out in accordance with FAA airworthiness regulations and in respect to the work performed, the part(s) are approved for return to service.
--	---

15. Signature	16. FAA Authorization No.	20. Authorized Signature 	21. Certificate Number JGVR194F
17. Name (Typed or Printed)	18. Date	22. Name (Typed or Printed) Steve J. Krings	23. Date 3/26/96

Airworthiness Approval Tag User/Installer Responsibilities

It is important to understand that the existence of this document alone does not automatically constitute authority to install the part/component/assembly. Where the user/installer work in accordance with the national regulations of an Airworthiness Authority different than the Airworthiness Authority of the country specified in block 1, it is essential that the user/installer ensures that his/her Airworthiness Authority accepts parts/components/assemblies from the Airworthiness Authority of the country specified in block 1.

Statements on block 14 and 19 do not constitute installation certification. In all cases aircraft maintenance records must contain an installation certification issued in accordance with the national regulations by the user/installer before the aircraft may be flown.

The FAA Form 8130-3 and JAA Form One are equivalent. Other countries such as Canada also have equivalent acceptable documents.

1. UNITED STATES	2. FAA FORM 8130-3 AIRWORTHINESS APPROVAL TAG U.S. Department of Transportation Federal Aviation Administration	3. System Tracking Ref No. W7K1B003
-------------------------	---	--

4. Organization Duncan Aviation/Lincoln Airport/Lincoln, NE 68524	5. Work Order, Contract or Invoice W7K1B
---	---

Item	7. Description	8. Part Number
003	AIR DATA COMPUTER	622-5465-214

9. Eligibility*	10. Quantity	11. Serial/Batch Number	12. Status/Work
VARIOUS	001	1080	Function test

13. Remarks

INTER DEPT ZERO BALANCE
P/N 622-5465-214 S/N 1080 M/N ADC-80K MAKE COLLINS

Discrepancy: Altitude preselect does not transition into Altitude hold properly.


Corrective Action: Bench checked and could not duplicate. Found serviceable. Unit functional tested per manufacturer's maintenance manual. Altitude preselect section only.

TECHNICIAN: CHARLES A. HANNER

This document constitutes a signed copy of the work order.

Life Limited parts must be accompanied by maintenance history including total time/total cycles/time since new.

14. New <input type="checkbox"/> Newly Overhauled <input type="checkbox"/> Certifies that the new or newly overhauled part(s) identified above, except as otherwise specified in block 13 was (were) manufactured in accordance with FAA approved design data and airworthiness. NOTE: In case of parts to be exported, the special requirements of the importing country have been met.	19. Return to Service in Accordance with FAR 43.9 Certifies that the work specified in block 13 (or attached) above was carried out in accordance with FAA airworthiness regulations and in respect to the work performed, the part(s) are approved for return to service.
--	--

15. Signature	16. FAA Authorization No.	20. Authorized Signature 	21. Certificate Number JGVR194F
17. Name (Typed or Printed)	18. Date	22. Name (Typed or Printed) Steve J. Krings	23. Date 3/26/96

Airworthiness Approval Tag User/Installer Responsibilities

It is important to understand that the existence of this document alone does not automatically constitute authority to install the part/component/assembly. Where the user/installer work in accordance with the national regulations of an Airworthiness Authority different than the Airworthiness Authority of the country specified in block 1, it is essential that the user/installer ensures that his/her Airworthiness Authority accepts parts/components/assemblies from the Airworthiness Authority of the country specified in block 1.

Statements on block 14 and 19 do not constitute installation certification. In all cases aircraft maintenance records must contain an installation certification issued in accordance with the national regulations by the user/installer before the aircraft may be flown.

The FAA Form 8130-3 and JAA Form One are equivalent. Other countries such as Canada also have equivalent acceptable documents.

1. UNITED STATES	2. FAA FORM 8130-3 AIRWORTHINESS APPROVAL TAG U.S. Department of Transportation Federal Aviation Administration	3. System Tracking Ref No. W8FPD113
------------------	--	--

4. Organization Duncan Aviation/Lincoln Airport/Lincoln, NE 68524	5. Work Order, Contract or Invoice W8FPD
--	---

Item	7. Description	8. Part Number
113	AUTOPILOT AMPLIFIER	622-3108-016

9. Eligibility*	10. Quantity	11. Serial/Batch Number	12. Status/Work
VARIOUS	001	2120	Function test

13. Remarks

Duncan Aviation
P/N 622-3108-016 S/N 2120 M/N APA-80A MAKE COLLINS

Discrepancy: recertify.


Corrective Action: Bench checked unit and found it to be serviceable. Strapped unit to -016 status per S.I.L 2-80. Unit functional tested per Collins APA-80() overhaul manual.

TECHNICIAN: JEFFREY M. DELISLE

This document constitutes a signed copy of the work order.

Life Limited parts must be accompanied by maintenance history including total time/total cycles/time since new.

14. <input type="checkbox"/> New <input type="checkbox"/> Newly Overhauled Certifies that the new or newly overhauled part(s) identified above, except as otherwise specified in block 13 was (were) manufactured in accordance with FAA approved design data and airworthiness. NOTE: In case of parts to be exported, the special requirements of the importing country have been met.	19. Return to Service in Accordance with FAR 43.9 Certifies that the work specified in block 13 (or attached) above was carried out in accordance with FAA airworthiness regulations and in respect to the work performed, the part(s) are approved for return to service.
--	---

15. Signature	16. FAA Authorization No.	20. Authorized Signature 	21. Certificate Number JGVR194F
17. Name (Typed or Printed)	18. Date	22. Name (Typed or Printed) Edward J McCranie	23. Date 8/27/96

Airworthiness Approval Tag User/Installer Responsibilities

It is important to understand that the existence of this document alone does not automatically constitute authority to install the part/component/assembly. Where the user/installer work in accordance with the national regulations of an Airworthiness Authority different than the Airworthiness Authority of the country specified in block 1, it is essential that the user/installer ensures that his/her Airworthiness Authority accepts parts/components/assemblies from the Airworthiness Authority of the country specified in block 1.

Statements on block 14 and 19 do not constitute installation certification. In all cases aircraft maintenance records must contain an installation certification issued in accordance with the national regulations by the user/installer before the aircraft may be flown.

The FAA Form 8130-3 and JAA Form One are equivalent. Other countries such as Canada also have equivalent acceptable documents.

aero technology

3333 EAST SPRING STREET
LONG BEACH, CA 90806 U.S.A.
PHONE: (562) 595-6055 FAX: (562) 595-8416
ARINC/SITA: LGBGHXD
F.A.A. CERTIFIED REPAIR STATION NUMBER: DQ3R458L

work order report

WORK ORDER: R09419
DATE RECEIVED: 04/07/98
DATE COMPLETED: 04/08/98

PAGE: 1

CUSTOMER: R9600
ROIG WEST

P.O.: P.O.#02036

Price Advise: Y
Manufacturer: B & D INSTRUMENTS
A/C type....:
Item number.: 89094-003111
Quantity....: 1
Serial Numb.: A01001
Description.: C.V.R.

Contact.....:
Telephone...: 818 908 9600
Fax number...: 818 908 0453

=====

CUSTOMER REPORTED DISCREPANCIES

=====

INSPECT/REPAIR AS NECESSARY A.O.G....A.O.G....A.O.G...

=====

CUSTOMER INSTRUCTIONS

=====

INSPECT/REPAIR AS NECESSARY A.O.G....A.O.G....A.O.G.....

=====

INITIAL INSPECTION

=====

Technician: 0006 BOLTRON	Repairable.....: Y	
Major Damage...: N	Pass Initial Test.: N	Warranty Approved.: N
Excessive wear.: Y	Internal Failure...: Y	App/Denied by.....: 0002

=====

INITIAL INSPECTION ANALYSIS

=====

PRELIMINARY INSPECTION SHOWS SELF TEST FAILED. ONLY TWO CHANNELS WORK.

=====

WORK PERFORMED

=====

DISASSEMBLED AND INSPECTED UNIT. CRUMPLED TAPE AND WORN OUT PRESSURE ROLLER. HEADS DIRTY. REPLACED TAPE AND PRESSURE ROLLER. CLEANED HEADS AND FINAL TESTED UNIT. UNIT PERFORMS TO MFR'S SPECIFICATIONS, CONFORMS TO C.M.M. 23-70-02 AND IS CERTIFIED FOR SERVICE. ULB BATTERY EXPIRES FEB. 2003.
FINAL INSP. BY: 0002 STEMWEDEL

=====

INSP. DATE: 04/07/98

MATERIALS REQUIRED

=====

LI#	ITEM NUMBER.....	DESCRIPTION.....	UOM	TOT.REQ
1	89090-003-576	TAPE PACK	EA	1.000
2	89090-003-573	PRESSURE ROLLER	EA	1.000

=====

aero technology

3333 EAST SPRING STREET
LONG BEACH, CA 90806 U.S.A.
PHONE: (562) 595-6055 FAX: (562) 595-8416
ARINC/SITA: LGBGHXD
F.A.A. CERTIFIED REPAIR STATION NUMBER: DQ3R458L

CUSTOMER: R9600
ROIG WEST

work order report


WORK ORDER: R09419
DATE RECEIVED: 04/07/98
DATE COMPLETED: 04/08/98

PAGE: 2

P.O.: P.O.#02036

=====|
MAINTENANCE RELEASE STATEMENT
THE COMPONENT IDENTIFIED ABOVE WAS REPAIRED/OVERHAULED AND
INSPECTED IN ACCORDANCE WITH ALL CURRENT REGULATIONS OF THE
FEDERAL AVIATION AND MANUFACTURERS SPECIFICATIONS. PERTINANT
DETAILS OF THE REPAIR/OVERHAUL ARE ON FILE AT THIS REPAIR
STATION UNDER THE WORK ORDER LISTED BELOW.
AUTHORIZED SIGNATURE: *[Signature]* DATE: 4-7-98
=====|

***END OF WORK ORDER: R09419 ***

1. UNITED STATES		2. FAA FORM 8130-3 AIRWORTHINESS APPROVAL TAG U.S. Department of Transportation Federal Aviation Administration				3. System Tracking Ref. No. R09419	
4. Organization aero technology 3333 E. Spring Street, Long Beach, CA 90806 Phone:(562)595-6055 Fax:(562)595-8416					5. Work Order, Contract, or Invoice No. R09419		
6. Item	7. Description	8. Part Number	9. Eligibility*	10. Quantity	11. Serial/Batch Number	12. Status/Work	
1	C.V. R	89094-003111	TBV BY INSTALLER	1	A01001	SERVICEABLE	
13. Remarks Mfg: <input type="checkbox"/> Overhauled <input type="checkbox"/> Modified Spec: <input type="checkbox"/> Inspected <input checked="" type="checkbox"/> Repaired TSO: <input type="checkbox"/> Functionally Tested <input type="checkbox"/> Other (See Below) Pertinent data of the work order is on file at this agency under the system tracking Ref. No. given in block 3. <i>Limited life parts must be accompanied by maintenance history including total time/ total cycles/ time since new.</i>							
14. New <input type="checkbox"/> Newly Overhauled <input type="checkbox"/> Certifies that the new or newly overhauled part(s) identified above, except as otherwise specified in block 13, was (were) manufactured in accordance with FAA approved design data and airworthiness regulations. NOTE: In case of parts to be exported, the special requirements of the importing country have been met.			19. Return to Service in Accordance with FAR 43.9 Certifies that the work specified in block 13 (or attached) above was carried out in accordance with FAA airworthiness regulations and in respect to the work performed the part(s) is (are) approved for return to service.				
15. Signature		16. FAA Authorization Number	20. Authorized Signature 			21. Certificate Number DQ3R458L	
17. Name (Typed or Printed)		18. Date	22. Name (Typed or Printed) Mark Stemwedel			23. Date 4-7-98	

FAA Forms 8130-3

Airworthiness Approval Tag

User/Installer Responsibilities

It is important to understand that the existence of this document alone does not automatically constitute authority to install the part/component/assembly. Where the user/installer work in accordance with the national regulations of an Airworthiness Authority different than the Airworthiness Authority of the country specified in block 1, it is essential that the user/installer ensures that his/her Airworthiness Authority accepts parts/components/assemblies from the Airworthiness Authority of the country specified in block 1. Statements in block 14 and 19 do not constitute installation certification. In all cases, aircraft maintenance records must contain an installation certification issued in accordance with the national regulations by the user/installer before the aircraft may be flown.

The FAA Form 8130-3 and JAA Form One are equivalent. Other countries such as Canada also have equivalent acceptable documents.

Inspection Facility
Cantech Inspections Ltd.
13451A Vulcan Way
Richmond B.C.

FBO
Pacific Aerotech
4380 Agar Drive
Richmond B.C.

All information contained in pages 1 through 4 provide an inspection report for the aircraft described below.

Aircraft Model IAI 1124A S/ N 368 Reg. N368MD

This was a 4800 hour/600 hour Inspection as described in the IAI maintenance manual and was accomplished in compliance with the IAI Westwind NDT manual

All inspectors who participated in Cantech Inspections portion of this inspection were fully qualified to CGSB, MIL-STD-410E, and Transport Canada requirements.

The type of NDI methods employed in this inspection were Radiographic (RT), Eddy Current (ET), Optical Prism (OP), Liquid Penetrant (PT)

The items or areas of this aircraft receiving radiographic inspection were as follows:

(1) Wing Forward Spar	Fwd and Aft Flange
(2) Wing Aft Spar	Fwd and Aft Flange
(3) Horizontal Stabilizer	Ribs
(4) Vertical Stabilizer	Fwd and Aft Spar
(5) Rudder	Ribs
(6) Wing Stringers	33,38,49,57% Chord
(7) MLG Back to Back Fittings	

w.o. # A898-226

The items or areas of this aircraft receiving eddy current inspection were as follows:

- | |
|---|
| (1) Cabin Window Apertures
(2) Fuselage Frames at EE openings
(3) Wing Carry Thru at Taper Pins |
|---|

The parts items or areas of this aircraft requiring and receiving Penetrant inspection were as follows:

- | |
|--------------------------------|
| (1) NLG Axles
(2) MLG Axles |
|--------------------------------|

The items or areas of this Aircraft requiring and receiving optical prism inspection were as follows:

Flight Compartment Side Windows	L/H and R/H
---------------------------------	-------------

OPTICAL PRISM INSPECTION DATA

Instrument - Larascope inspection kit
Couplant - Optical Couplant RI 1.5150

RESULTS OF INSPECTION

- Notes: 1. in as much as accept/reject criteria are not specified, all discrepancies /abnormalities are described below. Disposition of each discrepancy is the responsibility of the person(s) amenable for the air worthiness of this aircraft.
2. all discrepancies described within the following pages are clearly identified on the aircraft.

Radiographic Discrepancies

Horiz. Stab. - R.H.	-No discrepancies noted
Horiz. Stab. - L.H.	-No discrepancies noted
Wing Fwd Spar - R.H.	-No discrepancies noted
Wing Fwd Spar - L.H.	-No discrepancies noted
Wing Aft Spar - R.H.	-No discrepancies noted
Wing Aft Spar - L.H.	-One indication noted outboard of sta.222 . Verification required
Wing Stringers - L.H.	-No discrepancies noted
Wing Stringers - R.H.	-No discrepancies noted
Back to Back Fittings - R.H.	-No discrepancies noted
Back to Back Fittings - L.H.	-No discrepancies noted
Vertical Stabilizer	-No discrepancies noted
Rudder	-No discrepancies noted

Eddy Current Discrepancies

Cabin Windows L.H.	-No discrepancies noted
Cabin Windows R.H.	-No discrepancies noted
Fuselage Frames L.H.	-No discrepancies noted
Fuselage Frames R.H.	-No discrepancies noted
Wing Connection Fitting L.H.	-No discrepancies noted
Wing Connection Fitting R.H.	-No discrepancies noted

Penetrant Discrepancies

NLG Axles	-No discrepancies noted
MLG Axle L.H.	-No discrepancies noted
MLG Axle R.H.	-No discrepancies noted

Optical Prism Discrepancies

Flight Compartment Side Window L.H.	-No discrepancies noted
Flight Compartment Side Window R.H.	- 12 acrylic cracks noted 0.100" to 0.300" long

Note: All defects clearly identified on window retainer

Authorized Inspectors

M. Nittritz  CGSB Lev3 R/T E/C M/T P/T

AMO 218-91

Report of Non Destructive Examination

980175

Eddy Current Wheel Inspection
 Maintenance Release Tag

Client: Pacific Aerotech **Date:** 26 June, 1998

P.O. # A2124 **W.O. #:** A698-163

Standards / Specifications: ABSC GS-SL-36 R2

Inspection Area Code

A: Bead Seat AA: All areas IAW Applicable Specification
 B-F: Per applicable Specification X: Per Applicable Specification

Inspection results

Part Number	Serial Number	A		B		C		D		E		F		X		AA	
		Acc	Rej	Acc	Rej	Acc	Rej	Acc	Rej	Acc	Rej	Acc	Rej	Acc	Rej	Acc	Rej
5002823 Outbd	Jun89-537	✓															
5002823 Outbd	Jun89-537	✓															
5002823 Outbd	Mar94-662	✓															
5002823 Outbd	Mar94-662	✓															

Notes:

The Maintenance described hereon has been performed in accordance with the applicable standards of airworthiness

Technician M. Nittritz Lev3 E/C  

AMO 218-91

Report of Non Destructive Examination

Magnetic Particle / Liquid Penetrant Inspection Maintenance Release Tag

Client: Pacific Aerotech

Date: 26 June, 1998

P/O #: A2124

W.O. # A698-163

A/C Type: Westwind

Reg. _____

Standards / Specification

LPI - Mil Std 6866

Other LPI

MPI - Mil Std 1949

MPI

Technique LPI: Type 1

Method

A B C D

2 3 4


MPI: Wet Fluorescent

Part Description	Part Number	Serial Number	Method	Qty	Acc.	Reject	Remarks
Bolts	GY187-36		WFMPI	8	✓		

Notes

The Maintenance described hereon has been performed in accordance with the applicable standards of airworthiness.

Technician: M. Nittritz Lev3 E/C



AMO 218-91

RAPID

Raytheon Aircraft Parts Inventory & Distribution Co.

Beech
Hawker

08/07/98 DLC


QTY. 1



DESC.
SWITCH

211733

SERIAL * 1371



Same As CERTS ON FILE

Ref. *P30356

CURE DATE

PART NO. HE12299



33

Bin Location	Quantity	Unit Of Meas.	Color
954-06-0A	✓ 1	EA	

Warehouse	Sales Order Number	Item
701-01	090538 407367	0001A

SWITCH

PCK/SHT NO. 2
08/10/98 15:21:14

Supplied to RAPID by Raytheon Aircraft
Holder of PC-8
Issued under FAR, Part 21

501-38136 issued 1/97

S/N 1371

RAPID

Raytheon Aircraft Parts Inventory & Distribution Co.

Beech
Hawker

RAPID HEREBY CERTIFIES THAT THE ORIGINAL
CERTIFICATE/STATEMENT OF CONFORMITY, FOR EACH
PART SUPPLIED ON THIS PACKING SLIP, IS ON FILE

NORTHROP GRUMMAN

COMMERCIAL AIRCRAFT DIVISION
1801 SE Airport Road
Stuart, Florida 34996

Date: 8/18/98

GALAXY AEROSPACE CORP.
2221 ALLIANCE BLVD., SUITE 620
FORT WORTH, TX
76177

Subject: F10A-5-P20250-3 Hose Assy

Qty: 1

This is to certify that the raw materials and/or manufactured parts furnished by Northrop Grumman Commercial Aircraft Division - Stuart, Florida, on your subject purchase order are in accordance with the applicable Purchase Order, Drawing, and/or Specification, and have been procured, manufactured, and/or processed in accordance with a FAA-PMA system of Quality Control as required by your order. Aircraft make and model eligibility data as listed on Master Drawing Index F10A-5-1124-MI on file at this facility.

NG/CAD

Wayne Hartzy

Shipper Number: 0207189-98

Dalce Boots

Invoice In Box FACTURE EN BOITE
 Material Transfer MATIERE TRANSPORTÉE
 Return Order COMMANDE RETOURNÉE
 X

PACKING LIST

Invoice No./N° DE FACTURE

S V E N D D U T O A	PACIFIC AERO TECH INC 4380 AGAR DR RICHMOND BC V7B 1A3		SHIP DATE / EXPEDIER LE 08/05/98	TIME / HEURE 16:45:18	PAGE 1	TRANSACTION NUMBER N° DE TRANSACTION 87C01040
			ORDER DATE DATE DE COMMANDE 08/04/98	SHIP VIA / EXPEDIER PAR PICK UP		
Aviall Canada LTD. VANCOUVER INTL A/P RICHMOND, BC V7B 1C1		BR. NO. 87	SHIPPER NUMBER N° DE EXPEDITEUR	SPECIAL INSTRUCTIONS INSTRUCTIONS SPECIALES		
			PACKAGE I.D. NO. 87C01040	TERMS / APPLICATION NET 30		
E X P E D I E R T O	PACIFIC AERO TECH INC 4380 AGAR DR RICHMOND CANADA BC V7B 1A3		CUSTOMER ORDER NO. BON DE COMMANDE A2255		CUSTOMER NO. N° DU CLIENT 03581200	TAX EXEMPT EXEMPT DE TAXE NO
	FACTURE/INVOICE ENCLOSED		SALESMAN NO. 12356			

MFG CODE	PART NUMBER N° DE PIECE	QUANTITY SHIPPED QUANTITE EXPEDIEE	SELL UNIT PRIX UNITE	QUANTITY ORDERED QUANTITE COMMANDEE	QUANTITY B/O QUANTITE COMME- EN SOUF	DESCRIPTION	UNIT PRICE EACH PRIX UNITAIRE CHAQUE	EXTENDED PRICE PRIX REPORTE
3R	25S7D5083-03	MD 27440 Jul 98	Ⓢ EA	1		STABLIZER		
3R	25S7D5083-04	MD 13720 Jul 98	Ⓢ EA	1		HSTAB.R.H		
3R	25S7D5083-09	MD 90190 Jun 98	Ⓢ EA	1		WING L H		
3R	25S7D5083-10	MA 84690 Nov 98	Ⓢ EA	1		DEICE BOOT		
	XXXXXXXXXXXX							
No 11654								

I HEREBY CERTIFY THAT THE AIRCRAFT PARTS, APPLANCES AND/OR AIRCRAFT MATERIALS DESCRIBED HEREON WERE ACQUIRED FROM A SOURCE OF SUPPLY THAT IS CONSISTENT WITH THE CONDITIONS UNDER WHICH THE DEPARTMENT OF TRANSPORT DISTRIBUTOR APPROVAL NUMBER HAS BEEN GRANTED. JE CERTIFIE PAR LA PRESENTE QUE LES PIECES APPAREILS ET/OU MATERIAUX D'AVIONS DECRTS CI-DESASUS ONT ETE ACQUIS D'UNE SOURCE 126-93 ONT ETE RECUE.

DRICH - AEROSPACE
5, BOX 1
TOWN ROAD
WV 24983
CODE (OAJJO)

PACKING LIST

PAGE 1
DATE 4/29/98
ORDER NO CO 68509
PLANNER 52440
PACK NO 12446
UPS 10497001

TO ADDRESS

ORIGINAL

Y AEROSPACE CORP.
ALLIANCE BLVD.
620

CUSTOMER 49700
COMPANY 1

REQUEST DATE 4/29/98
PROMISED DATE 4/29/98
SCHD MFG DATE 4/29/98

NORTH, TX. 76177, DE 19720

ACCEPTS BACKORDER
ACCEPTS PARTIAL SHIP

ORDER NO. 68509
CUSTOMER P.O. GX2611

DATE 4/08/98
TYPE

PPING COMMENTS -
PPING INSTRUCTIONS - FOB-UNION, WEST VIRGINIA
RIER - UPS
ES TRANSPORT TERMS - PPD CUSTOMER

ORDER COMMENTS - BFGOODRICH HOLDS FAA/PMA APPROVAL

CERTIFICATE OF CONFORMANCE: WE CERTIFY THAT ALL PARTS HEREON ARE
IN COMPLIANCE WITH SPEC/ DWG & OBJECTIVE DATA IS ON FILE & AVAILABLE UPON
REQ. QUALITY ASSURANCE REP. *Charmy Hubbard*

WH/LOCN	ITEM NUMBER	LINE NUMBER	QUANTITY ORDERED	U/M	QUANTITY SHIPPED
1 STALL STRIP	3D2405-2	100	20.000	EA	20

2 Stall Strips

*4/29/98
UP
1 ct 349
#2*

1. UNITED STATES	2. FAA FORM 8130 - 3 AIRWORTHINESS APPROVAL TAG U.S. Department of Transportation Federal Aviation Administration	3. System Tracking Number 22207
-------------------------	--	---

4. Organization Furst Aircraft and Instrument 90 Moonachie Ave, Teterboro, NJ 07608	5. Work Order, Contract Number, or Invoice Number 22207
---	---

6. Item	7. Description	8. Part Number	9. Eligibility *	10. Quantity	11. Serial/Batch Number	12. Status/work
1	ALTIMETER	B44202-10-014	Various Aircraft	One	501	REPAIR

13. Remarks
See Attached Condition Report

Limited life parts must be accompanied by maintenance history including total time / total cycles / time since new.


14. New
Newly Overhauled

Certifies that the new or newly overhauled part(s) identified above, except as otherwise specified in block 13 was(were) manufactured in accordance with FAA approved design data and airworthiness

Note: In case parts to be exported, the special requirements of the importing country have been met.

19. **Return to Service in Accordance with FAR 43.9**

Certifies that the work specified in block 13 (or attached) above was carried out in accordance with FAA airworthiness regulations and in respect to the work performed the part(s) is(are) approved for return to service.

15. Signature	16. FAA Authorized No.	20. Authorized Signature 	21. Certificate No. FQNR193L
17. Name (typed or Printed)	18. Date	22. Name (typed or Printed) SAUL ALTER	23. Date 8/19/98

*(Optional) Installer must cross check eligibility with applicable technical data.

FAA Forms 8130-3 Airworthiness Approval Tag User/Installer Responsibilities

It is important to understand that the existence of this document alone does not automatically constitute authority to install the part/component/assembly.

Where the user/installer work in accordance with the national regulations of an Airworthiness Authority different than the Airworthiness Authority of the country specified in block 1 it is essential the the user/installer ensures that his(her) Airworthiness Authority accepts parts/components/assemblies from the Airworthiness Authority of the country specified in block 1.

Statements in block 14 and 19 do not constitute installation certification. In all cases aircraft maintenance records must contain an installation certification issued in accordance with the national regulations by the user/installer before the aircraft may be flown.

The FAA Form 8130-3 and JAA Form One are equivalent. Other countries such as Canada also have equivalent acceptable documents

Celsius

CELSIUS AEROTECH INC.



CONDITION REPORT FURST AIRCRAFT AND INSTRUMENT

TETERBORO AIRPORT
90 MOONACHIE AVENUE
TETERBORO, NEW JERSEY 07608
PHONE: (201) 440-0075
FAX: (201) 440-4999
E-Mail: FURSTAC@erols.com
REPAIR STATION #: FQNR193L

No 11706

CUSTOMER: PACIFIC AERO TECH/IFR
CUSTOMER PO #: A2318

WORK ORDER #: 22207
DATE: 8/19/98

DESCRIPTION:
ALTIMETER

P/N:
B44202-10-014

S/N:
501

MANUFACTURER:
KOLLSMAN

TSO

TSR

TSN

-

-

-

COMPLAINT:
NEEDLE STICKY

VERIFIED

NOT VERIFIED

TEARDOWN:

VERIFIED COMPLAINT FOUND COUNTER STICKS AND UNIT HAS EXCESSIVE FRICTION.

CORRECTIVE ACTION:

DISASSEMBLED AND CLEANED COUNTER PIVOTS AND JEWELS. ALIGNED TRANSFER GEARS AND CLEANED GEARTRAIN. REASSEMBLED AND REPAIRED. TESTED AND CERTIFIED TO MFG SPECS. CMM S1263

PARTS REPLACED:

None
Listed

THIS UNIT COMPLIES WITH
APPENDIX E PART 43,
SECTION 91, FAA Regulations

Calibrated up to 50,000 Ft

STATUS

REPAIR

TECHNICIAN:

CJ

INSPECTOR:

[Handwritten Signature]

I certify that the repair/overhaul listed herein has been made in accordance with applicable Federal Aviation Regulations and is approved for return to service. Pertinent details of this repair/overhaul are on file under the work order and date appearing above.

[Handwritten Signature]
INSPECTOR'S SIGNATURE



1. Country מדינת ישראל STATE OF ISRAEL	2. <input type="checkbox"/> Conformity <input checked="" type="checkbox"/> Airworthiness	AUTHORIZED RELEASE CERTIFICATE APPROVAL TAG	3. Certificate Ref No. 25-AT00276
---	---	---	--------------------------------------

4. Organization ISRAEL AIRCRAFT INDUSTRIES LTD (IAI) BEN GURION INTERNATIONAL AIRPORT 70100 ISRAEL	5. Work Order/Contract/Invoice 2581 /141/04822
---	---

6. Item	7. Description	8. Part No.	9. Eligibility *	10. Qty.	11. Serial/Batch No.	12. Status/Work
98	CONN CIRC ACCES CONTAC	100 2020S	MODEL1124	1450		MANUFACTURED
99	POTENTIOMETER	15M384	MODEL1124	26		MANUFACTURED
113	SWITCH	533 2017 52 387	MODEL1124	10		MANUFACTURED
157	PUSH BUTTON	883743 141	MODEL1124	19		MANUFACTURED
174	COVER SWITCH	12PA5R	MODEL1124	4		MANUFACTURED
180	CONNECTOR	371 0922 040	MODEL1124	6		MANUFACTURED

No 11704

SEP 03 1993

13. Remarks <i># 83A</i>

14. New Parts: Certifies that the part(s) identified above except as otherwise specified in block 13 was (were) manufactured/inspected in accordance with the airworthiness regulations of the stated country and/or in the case of parts to be exported with the approved design data and with the notified special requirements of the importintg country.	15. Used Parts: Certifies that the work specified above except as otherwise specified in block 13 was carried out in accordance with the airworthiness regulations of the stated country and the notified special requirements of the importing country and in respect to that work, the part(s) is(are) in condition for safe operation and considered ready for release to service. (over)
---	---

16. Signature <i>D. Lindenbaum</i>	19. Issued by or on behalf of the Civil Aviation Administration of Israel (CAAI). CAAI AE-16
17. Name (typed or printed) D. LINDENBAUM	18. Date 7.5.91

AUTHORIZED RELEASE CERTIFICATE
APPROVAL TAG:
USER/INSTALLER RESPONSIBILITIES

It is important to understand that the existence of this Document alone does not automatically constitute authority to install the part/component/assembly.

Where the user/installer works in accordance with the national regulations of an Airworthiness Authority different than the Airworthiness Authority of the country specified in block 1 it is essential that the user/installer ensures that his/her Airworthiness Authority accepts parts/components/assemblies from the Airworthiness Authority of the country specified in block 1.

Statements 14 and 15 do not constitute installation certification. In all cases the aircraft maintenance record must contain an installation certification issued in accordance with the national regulation by the user/installer before the aircraft may be flown.



№ 11720

№ 11720

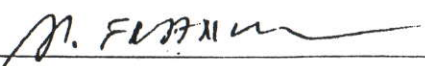
1. Country מדינת ישראל STATE OF ISRAEL		2. <input type="checkbox"/> Conformity <input checked="" type="checkbox"/> Airworthiness			AUTHORIZED RELEASE CERTIFICATE APPROVAL TAG		3. Certificate Ref No. 25-AT00408		
4. Organization ISRAEL AIRCRAFT INDUSTRIES LTD (IAI) BEN GURION INTERNATIONAL AIRPORT 70100 ISRAEL						<i>No Box!</i> <i>157</i>		5. Work Order/Contract/Invoice 2581 /141/04824	
6. Item	7. Description	8. Part No.	9. Eligibility *	10. Qty.	11. Serial/Batch No.	12. Status/Work			
26	RESISTOR MOHM 1	RN60D1004F	MODEL 1124	4		MANUFACTURED			
27	PUSH BUTTON	883743 74	MODEL 1124	1		MANUFACTURED			
28	RESISTOR 47.5OHM 1% 20	RE70G47R5	MODEL 1124	5		MANUFACTURED			
29	LABELS	823581 11	MODEL 1124	70		MANUFACTURED			
30	DIODE RECT 200V 22A	<u>1N2784</u>	MODEL 1124	63 1		MANUFACTURED			
31	DIODE REF V 17 5P	1N2981B	MODEL 1124	32		MANUFACTURED			
32	SELCAL LIGHT	883743 79	MODEL 1124	9	980194	MANUFACTURED			
33	LABEL	113001 97	MODEL 1124	98	-109	MANUFACTURED			
34	DECAL	113001 125	MODEL 1124	16		MANUFACTURED			
35	DUSH BUTTON	883743 71	MODEL 1124	51		MANUFACTURED			
37	BUTTON PLUG STEEL NICK	SS48192	MODEL 1124	187		MANUFACTURED			
38	PLACARD	113001 181	MODEL 1124	49		MANUFACTURED			
39	RESISTOR KOHM 56	RCR 07G 563JS	MODEL 1124	15		MANUFACTURED			
40	DECAL	113001 134	MODEL 1124	51		MANUFACTURED			
41	RESISTOR KOHM 3.3	RCR07G332JS	MODEL 1124	213		MANUFACTURED			
42	DIODE ZEN V 91 5P	1N5377B	MODEL 1124	12		MANUFACTURED			
43	CONN CIRC 61 SOC S-2	MS3126E24 61SW	MODEL 1124	2		MANUFACTURED			
13. Remarks 46A <i>2 PLAN 1 B</i>									
14. New Parts: Certifies that the part(s) identified above except as otherwise specified in block 13 was (were) manufactured/inspected in accordance with the airworthiness regulations of the stated country and/or in the case of parts to be exported with the approved design data and with the notified special requirements of the importing country.				15. Used Parts: Certifies that the work specified above except as otherwise specified in block 13 was carried out in accordance with the airworthiness regulations of the stated country and the notified special requirements of the importing country and in respect to that work, the part(s) is(are) in condition for safe operation and considered ready for release to service. (over)					
16. Signature <i>D. Lindenbaum</i>				19. Issued by or on behalf of the Civil Aviation Administration of Israel (CAAI). CAAI AE-16					
17. Name (typed or printed) D. LINDENBAUM		18. Date <i>10.6.91</i>							

Country מדינת ישראל STATE OF ISRAEL	2. AIRWORTHINESS APPROVAL TAG Ministry Of Transport - Civil Aviation Administration (CAAI)	3. Certificate Ref No. 25-A19517B
--	--	--------------------------------------

4. Organization ISRAEL AIRCRAFT INDUSTRIES LTD (IAI) BEN GURION INTERNATIONAL AIRPORT 70100 ISRAEL	5. Work Order/Contract/Invoice 2501 0112206856
--	---

6. Item	7. Description	8. Part No.	9. Eligibility *	10. Qty.	11. Serial/Batch No.	12. Status/Work
13	R/H SIDE WINDOW SUB ASS 	343003-501-52	MODEL 1124	2	NONE	NEW 

13. Remarks NONE

14. New Parts: Certifies that the part(s) identified above except as otherwise specified in block 13 was (were) manufactured/inspected in accordance with the airworthiness regulations of the stated country and/or in the case of parts to be exported with the approved design data and with the notified special requirements of the importing country.	15. Used Parts: Certifies that the work specified above except as otherwise specified in block 13 was carried out in accordance with the airworthiness regulations of the stated country and the notified special requirements of the importing country and in respect to that work, the part(s) is(are) in condition for safe operation and considered ready for release to service. (over)
16. Signature 	19. Issued by or on behalf of the Civil Aviation Administration of Israel (CAAI). CAAI AE-18
17. Name (typed or printed) Nisim FRANKO	18. Date DEC. 28. 1994

1. UNITED STATES	<h1 style="margin: 0;">FAA FORM 8130-3</h1> <p style="margin: 0;">AIRWORTHINESS APPROVAL TAG U.S. Department of Transportation Federal Aviation Administration</p>	3. System Tracking Reference 98-922
------------------	--	--

4. Organization AERO DESIGN, INC. 181 DUE WEST DRIVE MT. JULIET, TN 37122	5. Work Order, Contract, or Invoice Number 2070
---	--

6. Item	7. Description	8. Part Number	9. Eligibility *	10. Quantity	11. Serial/Batch Number	12. Status/Work
1.	BATTERY	AD-2058	SEE BLOCK 13	1 <i>20 ea</i>	<i># 3291 thru # 3310</i>	NEW

13. Remarks

CONFORMITY

ELIGIBILITY LIST BATTERY PACKS/J.E.T. PS823 POWER SUPPLY PMA LISTING

APPROVED REPLACEMENT FOR:

BATTERY PACKS: J.E.T. 559-1611-01, GOULD 405069, J.E.T. 559-1607-01, SAFT 406607, BS-1015M, BS-1015MG
 BATTERY PACKS: J.E.T. 559-1612-01, J.E.T. 559-1606-01, GOULD 405070, SAFT 406608, BS-1016M, BS-1016MG

INSTALLATION ELIGIBILITY



BRITISH AEROSPACE CESSNA AVIONS MARCEL DESSAULT EMBRAER GATES LEAR JET, INC.	DH 125, HS 125, BH125, BEECH, 65-90, 65-A90, C90, B90, E90, 99, 99A, A99, A99A, B99, 100, A100, A100A, A100C, B100, 200, A200, 200T, 65, 65-80, -AS0 THRU -90 FAN JET "C" 20, FAN JET "D" 20, FAN JET "F" 20, FAN JET "10" BMB-110P1, BMB-110P2 36, 36A, 35, 35A, 25D, F, 25B, 25C, 25B&C, 24F, 24E, 24D, 24C, 24B, 24 TWIN JET, 23 TWIN JET	ISRAEL AIRCRAFT IND., LTD. LOCKHEED-GEORGIA CO. GULFSTREAM AMERICA MITSUBISHI PIPER ROCKWELL INTERNATIONAL SWEARINGEN MERLIN	1123, 1124, 1121A B, 1121, CJ1123, CJ1121 1329-23 G-159 MU-2B-25, -26, -26A, -35, -36, -36A, MU-2B, -10, -15, -20, -25, -26, -30, -35, -36 PA-31T CHEYENNE II, PA-31T-1 CHEYENNE II NA265, 265-20, 30, 40, -60, -70, -80 SA26-T, SA26-AT, SA226-T, SA226-AT, SA226-TC
--	---	--	--


Limited life parts must be accompanied by maintenance history including total time/total cycles/time since new.

14. New <input checked="" type="checkbox"/> Newly Overhauled <input type="checkbox"/> Certifies that the new or newly overhauled part(s) identified above, except as otherwise specified in block 13 was (were) manufactured in accordance with FAA approved design data and airworthiness. NOTE: In case of parts to be exported, the special requirements of the importing country have been met.	19. Return to Service In Accordance with FAR 43.9 Certifies that the work specified in block 13 (or attached) above was carried out in accordance with FAA airworthiness regulations and in respect to the work performed the part(s) is (are) approved for return to service.
--	--

15. Signature <i>Grady Lynn</i> Name (Typed or Printed): GRADY LYNN	16. FAA Authorization No. DMIR CE501184	20. Authorized Signature 22. Name (Typed or Printed)	21. Certificate Number X2ER927J 23. Date
18. Date 26 Jun 98			

* (Optional) Installer must cross check eligibility with applicable technical data.

1. State of israel Ministry of Transport Civil Aviation Administration (CAAI)		2. AIRWORTHINESS APPROVAL TAG CAAI FORM 8130-3			3. System Tracking Ref. No. 47 A10100	
4. Organization ISRAEL AIRCRAFT INDUSTRIES LTD (IAI) BEN GURION INTERNATIONAL AIRPORT 70100 ISRAEL				5. Work-order/Contract / Invoice No. 4105 071299-201		
6. Item	7. Description	8. Part No.	9. Eligibility*	10. Quantity	11. Serial / Batch No.	12. Status / Work
2	TERMINAL ASSY	343026-93	MODEL 1124	6	NONE	NEW
3	TERMINAL ASSY	343026-93	MODEL 1124	11	NONE	NEW
NONE						
14. <input checked="" type="checkbox"/> New <input type="checkbox"/> Newly overhauled Certifies that the part(s) identified above except as otherwise specified in block 13, was (were) manufactured / inspected in accordance with the airworthiness regulations of the stated country and/or in the case of parts to be exported with the approved design data and with the notified special requirements of the importing country.				19. Return to service in accordance with CAAI, "General Operating and Flight Rules " Regulation No. 133 Certifies that the work specified in block 13 above was carried out in accordance with CAAI airworthiness regulations and in respect to the work performed, the part(s) is (are) approved for return to service		
15. Signature 		16. CAAI Authorization No. CAAI AE-4f		20. Authorized Signature  No 11785 98-10212 wo# 980194-128		21. Certificate No.
17. Name (typed or printed) Y. LEVIT		18. Date 29-DEC 97		22. Name (typed or printed)		23. Date

17. Name (typed or printed) Y. LEVIT 1226/2		18. Date 22-DEC-99		16. CAAI Authorization No. CAAI AE-4		15. Signature 		
19. Return to service in accordance with CAAI "General Operating and Flight Rules" Regulation No. 133 Certifies that the work performed, the part(s) is (are) approved for return to service in accordance with CAAI airworthiness regulations and in respect to the work specified in block 13 above was carried out		14. <input checked="" type="checkbox"/> New <input type="checkbox"/> Newly overhauled Certifies that the part(s) identified above except as otherwise specified in block 13 was (were) manufactured in accordance with the airworthiness regulations of the stated country and/or in the case of parts to be exported with the approved design data and with the notified special requirements of the importing country		13. Remarks Where the user / installer works in accordance with the national regulations of an Airworthiness Authority different than the CAAI, it is essential that the user / installer ensures that his / her Airworthiness Authority accepts parts / components / assemblies from the CAAI. Statements 14 and 19 do not constitute installation certification. In all cases the aircraft maintenance record must contain an installation certification issued in accordance with the national regulation by the user/installer before the aircraft may be flown.		8. Part No. 343026-93 MODEL 1124		7. Description TERMINAL ASSY
12. Status / Work		11. Quantity 11		10. Eligibility		9. Part No. 343026-93 MODEL 1124		
3. System Working Part No.		4. Organization ISRAEL AIRCRAFT INDUSTRIES LTD (CAAI) BEN GURION INTERNATIONAL AIRPORT 70100		5. AIRWORTHINESS APPROVAL TAG CAAI FORM 8130-3		6. Item		
1. State of Israel Ministry of Transport Civil Aviation Administration (CAAI)		2. Work-order/Contract / Invoice No.		3. System Working Part No.		4. Organization		

USER / INSTALLER RESPONSIBILITY

It is important to understand that the existence of this Document alone does not automatically constitute authority to install the part / component / assembly.

* Limited life parts must be accompanied by maintenance history including total time/total cycles/time since new

PACIFIC AERO TECH

Customer

P.O. A 2519

W.O. 73568

Reg.

CANADIAN AERO ACCESSORIES LTD.

170 George Craig Blvd. N.E.

CALGARY, ALTA. T2E 7H2

No 11924

D.O.T. APPROVAL # 30-87

Nomenclature STARTER GENERATOR

Manufacturer L.S.I. Type/Model

Part No. 23005-D18-1 Serial No. 2258

New Overhauled Repaired Tested Inspected

Previous Certification

The described maintenance has been performed in accordance with the applicable airworthiness requirements.

OCT 08 1998

Date

Authorized Inspector

Stamp

Details of outstanding work and other information on reverse.

Paul [Signature] 

MAINTENANCE RELEASE

REMARKS

No 11924

N83 SG B/H

INSTALLED ON 01

DATE

14 Oct 98

MAINTENANCE RELEASE

Mason
Electric Co.

Aerospace and
Defense Group,
Esterline
Technologies

605 8th Street, P.O. Box 311
San Fernando, CA 91341-0311
Phone: 818/361-3366
Fax: 818/365-5505

Esterline

MASON

CERTIFICATE OF CONFORMANCE

Customer: GALAXY AEROSPACE CORP. Date: 01/14/98

Customer P/N: No listing in MEC sales.

Customer order No.: GX2199

Mason Electric P/N: STD969-1 Revision: A
Sw, PB, Non-Sealed, SPST, Quantity: 10

Mason CRA No.: See Customer P/N above.


D/C 9742

T/C

is is to certify that all materials and processes used for the above order conform to contract specifications. Certifications and test reports are on file and available for review by authorized customer representatives.

Mary Ann Peterson 1/14/98
Q.C. Assistant (ME 52)

Mason Sales Order No.: 11127
Packing Slip No.: 11127.1

1. State of israel Ministry of Transport Civil Aviation Administration (CAAI)		2. AIRWORTHINESS APPROVAL TAG CAAI FORM 8130-3			3. System Tracking Ref. No. 42-8101026	
4. Organization ISRAEL AIRCRAFT INDUSTRIES LTD (IAI) BEN GURION INTERNATIONAL AIRPORT 70100 ISRAEL				5. Work-order/Contract / Invoice No. 4105 0802257200		
6. Item	7. Description	8. Part No.	9. Eligibility*	10. Quantity	11. Serial / Batch No.	12. Status / Work
1	BOLT	253507-1	MODEL 1124	19	NONE	NEW
* Limited life parts must be accompanied by maintenance history including total time/total cycles/time since new						
13. Remarks NONE						
14. <input checked="" type="checkbox"/> New <input type="checkbox"/> Newly overhauled Certifies that the part(s) identified above except as otherwise specified in block 13, was (were) manufactured / inspected in accordance with the airworthiness regulations of the stated country and/or in the case of parts to be exported with the approved design data and with the notified special requirements of the importing country.			19. Return to service in accordance with CAAI, "General Operating and Flight Rules " Regulation No. 133 Certifies that the work specified in block 13 above was carried out in accordance with CAAI airworthiness regulations and in respect to the work performed, the part(s) is (are) approved for return to service			
15. Signature 		16. CAAI Authorization No. CAAI AE-46	20. Authorized Signature		21. Certificate No.	
17. Name (typed or printed) Y. LEVIT		18. Date 01-MAR-98	22. Name (typed or printed)		23. Date	

AIRWORTHINESS APPROVAL TAG
CAAI FORM 8130-3

Civil Aviation Administration (CAA)
Ministry of Transport
State of Israel

USER / INSTALLER RESPONSIBILITY

It is important to understand that the existence of this Document alone does not automatically constitute authority to install the part / component / assembly.

Where the user / installer works in accordance with the national regulations of an Airworthiness Authority different than the CAAI, it is essential that the user / installer ensures that his / her Airworthiness Authority accepts parts / components / assemblies from the CAAI.

Statements 14 and 19 do not constitute installation certification. In all cases the aircraft maintenance record must contain an installation certification issued in accordance with the national regulation by the user/installer before the aircraft may be flown.

19. Return to service in accordance with CAAI "General Loading and Flight Rules" Regulation No. 130. (Refer to the work specified in block 13 above and confirm that the work performed, the parts as (are) specified for return to service in accordance with CAAI airworthiness regulations and in relation to the work performed, the parts as (are) specified for return to service in accordance with CAAI "General Loading and Flight Rules" Regulation No. 130.

14. New Newly overhauled
Certified that the part(s) identified above except as otherwise specified in block 13 was (were) manufactured / inspected in accordance with the airworthiness regulations of the state country and in the case of parts to be exported with the approved design to and with the notified special requirements of the importing country.

16. Identification No.

20. Authorized Signature

18. CAAI Authorization No.

15. Signature

17. Name

22. Name (typed or printed)

18. Date

17. Name (typed or printed)

PACKING LIST



POWELL ELECTRONICS, INC.

76177GA19
 GALAXY AEROSPACE CORPORATION
 *** ACCOUNTS PAYABLE ***
 ONE GALAXY WAY
 FT. WORTH TX 76177
 ATTENT: ACCOUNTS PAYABLE

POWELL P.L. NO.
21037621
POWELL SALES ORD. NO.
10791783

SB PAGE
 03 01

IN OUT DATE
 PURCHASESHIP RE 66 09-03-98
 8178373751 10:12
 TIME

CUSTOMER PURCHASE ORDER NUMBER
 GX2699

BUYER LANE JOHNSON						LBS	02
PACKER	CHECKER	FOB	SP <input checked="" type="checkbox"/>	D <input type="checkbox"/>	TERMS N	FRT \$	
SHIP VIA GROUND						WAYBILL/AIRBILL NUMBER	
SHIPPED WITH						ON	

"QUALITY STARTS WITH ME"

M	PC	DESCRIPTION	QUANTITY SHIPPED	QUANTITY BACK ORDERED	ORIGINAL P.O. QUANTITY
		444EN1-12 06138 ENCLD SW REQ 06/18/98	29		

Certificate of Compliance

Powell Electronics certifies that the parts listed above meet all the requirements of the purchase order and any applicable drawings or specifications. Inspection and/or test data, when applicable, is on file and will be available for review upon request.

Barbara Pescatore
 Barbara Pescatore
 Quality Assurance Mgr.

Powell Electronics, Inc.
 Powell Electronics Washington, Inc.

Ernest Schilling
 Ernest Schilling
 President

NOTICE OF LIMITATIONS ON WARRANTIES AND DAMAGES ON REVERSE SIDE. NOTICE: NO RETURNS WILL BE ACCEPTED WITHOUT PRIOR WRITTEN CONSENT AND A RETURN MATERIAL AUTHORIZATION (RMA). ALL CLAIMS MUST BE MADE WITHIN 5 DAYS AFTER RECEIPT OF SHIPMENT

1. UNITED STATES	<h1 style="margin: 0;">FAA FORM 8130-3</h1> <h2 style="margin: 0;">AIRWORTHINESS APPROVAL TAG</h2> <p style="margin: 0;">U.S. Department of Transportation Federal Aviation Administration</p>	3. System Tracking Ref. No. 20568 R009489
------------------	--	---

4. Organization Aircraft Specialties Inc. 3336 So 66th Ave. Omaha NE 68106 Repair Sta. VT2R252L 1-800-233-0831	5. Work Order, Contract, or Invoice Number: 20568
---	--

6. Item	7. Description	8. Part Number	9. Eligibility *	10. Quantity	11. Serial/Batch Number	12. Status/Work
1	BRAKE ASSEMBLY	5002805-3	TSD Article N/A	1	R12153-6	Newly Overhauled

13. Remarks
 Work Order 20568 covers the work performed. All ferrous metal treated IAW Process Spec ASI-No.1
 The prescribed work was performed in accordance with ABS AP-447
 The following new parts have been used in this overhaul :

12	5002857	PAD	24	GY1888	RIVET	8	5002857	PAD	2	5004020	PAD
26	GY1888	RIVET	5	5004034	STATIONARY DISC	6	5003340	ROTATOR DISC	6	MS28774-216	TEFLON
6	E515-80-2-216	O-RING-SKYDROL	4	E515-80-2-014	O-RING-SKYDROL	6	32FL624	NUT	4	32FE524	NUT
4	FN12-02	NUT	4	511846-4	WASHER	2	9525918	PL IDENT	1	5002895	TORQUE TUBE
2	5003259	PISTON									

All work specified was performed in accordance with JAR 145 and considered ready for release to service under JAA Acceptance Certificate Number : JAA.4105

Limited life parts must be accompanied by maintenance history including total time/total cycles/time since new.

14. New <input type="checkbox"/> Newly Overhauled <input type="checkbox"/> Certifies that the new or newly overhauled part(s) identified above, except as otherwise specified in block 13 was (were) manufactured in accordance with FAA approved design data and airworthiness. NOTE: In case of parts to be exported, the special requirements of the importing country have been met.	19. Return to Service in Accordance with FAR 43.9 Certifies that the work specified in block 13 (or attached) above was carried out in accordance with FAA airworthiness regulations and in respect to the work performed the part(s) is (are) approved for return to service.
--	--

15. Signature	16. FAA Authorization No.:	20. Authorized Signature 	21. Certificate Number: VT2R252L
17. Name (Typed or Printed):	18. Date:	22. Name (Typed or Printed) Dexter S. Johnson	23. Date: 03-31-1999

Airworthiness Approval Tag

User/Installer Responsibilities

It is important to understand that the existence of this Document alone does not automatically constitute authority to install the part/component/assembly.

Where the user/installer work in accordance with the national regulations of an Airworthiness Authority different than the Airworthiness Authority of the country specified in block 1 it is essential that the user/installer ensures that his/her Airworthiness Authority accepts parts/components/assemblies from the Airworthiness Authority of the country specified in block 1.

Statements in block 14 and 19 do not constitute installation certification. In all cases aircraft maintenance records must contain an installation certification issued in accordance with the national regulations by the user/installer before the aircraft may be flown.

The FAA Form 8130-3 and JAA Form One are equivalent. Other countries such as Canada also have equivalent acceptable documents.

1. UNITED STATES	<h1 style="margin: 0;">FAA FORM 8130-3</h1> <h2 style="margin: 0;">AIRWORTHINESS APPROVAL TAG</h2> <p style="margin: 0;">U.S. Department of Transportation Federal Aviation Administration</p>	3. System Tracking Ref. No. 20568 R009489
------------------	--	---

4. Organization Aircraft Specialties Inc. 3336 So 66th Ave. Omaha NE 68106 Repair Sta. VT2R252L 1-800-233-0831	5. Work Order, Contract, or Invoice Number: 20568
---	--

6. Item	7. Description	8. Part Number	9. Eligibility *	10. Quantity	11. Serial/Batch Number	12. Status/Work
2	BRAKE ASSEMBLY	5002805-3	TSO Article N/A	1	1140	Newly Overhauled

13. Remarks

Work Order 20568 covers the work performed. All ferrous metal treated IAW Process Spec ASI-No.1

The prescribed work was performed in accordance with ABS AP-447

The following new parts have been used in this overhaul :

12	5002857	PAD	24	GY1888	RIVET	8	5002857	PAD	2	5004020	PAD
26	GY1888	RIVET	5	5004034	STATIONARY DISC	6	5003340	ROTATOR DISC	6	MS28774-216	TEFLON
6	E515-80-2-216	O-RING-SKYDROL	4	E515-80-2-014	O-RING-SKYDROL	6	32FL624	NUT	4	32FE524	NUT
4	FN12-02	NUT	4	511846-4	WASHER	2	9525918	PL IDENT	1	5003501	GRIP TUBE
1	5003259	PISTON									

All work specified was performed in accordance with JAR 145 and considered ready for release to service under JAA Acceptance Certificate Number : JAA.4105

Limited life parts must be accompanied by maintenance history including total time/total cycles/time since new.

14. New <input type="checkbox"/> Newly Overhauled <input type="checkbox"/> <p>Certifies that the new or newly overhauled part(s) identified above, except as otherwise specified in block 13 was (were) manufactured in accordance with FAA approved design data and airworthiness.</p> <p>NOTE: In case of parts to be exported, the special requirements of the importing country have been met.</p>	19. Return to Service in Accordance with FAR 43.9 Certifies that the work specified in block 13 (or attached) above was carried out in accordance with FAA airworthiness regulations and in respect to the work performed the part(s) is (are) approved for return to service.
--	--

15. Signature	16. FAA Authorization No.:	20. Authorized Signature 	21. Certificate Number: VT2R252L
17. Name (Typed or Printed):	18. Date:	22. Name (Typed or Printed) Dexter S. Johnson	23. Date: 03-31-1999

Airworthiness Approval Tag

User/Installer Responsibilities

It is important to understand that the existence of this Document alone does not automatically constitute authority to install the part/component/assembly.

Where the user/installer work in accordance with the national regulations of an Airworthiness Authority different than the Airworthiness Authority of the country specified in block 1 it is essential that the user/installer ensures that his/her Airworthiness Authority accepts parts/components/assemblies from the Airworthiness Authority of the country specified in block 1.











Statements in block 14 and 19 do not constitute installation certification. In all cases aircraft maintenance records must contain an installation certification issued in accordance with the national regulations by the user/installer before the aircraft may be flown.

The FAA Form 8130-3 and JAA Form One are equivalent. Other countries such as Canada also have equivalent acceptable documents.

INSPECTION AND MAINTENANCE REPORT
AIRCRAFT SPECIALTIES INC.

ORDER NO. 20568 CUSTOMER AVGROUP
 COMPONENT NAME BRAKE ASSEMBLY CUSTOMER NO. R009489
 COMPONENT MFG ABS COMPONENT PN 5002805-3
 1 BRAKE ASSEMBLY R12153-6
 1 BRAKE ASSEMBLY 1140

INSPECTION REPORT

DESCRIPTION	INSPECTOR	DATE	PROTECTIVE COATING
Preliminary			Preservative ALODINE
Hidden Damage		12/29/98	Finish IMRON WHITE
Eddy Current		02/19/99	TIRE INFORMATION
Zyglo		02/19/99	Manufacturer
Magnaflux		02/18/99	Tire Size
Hardness Test		02/19/99	Tire Serial
Review AD/SB			Tire Serial
Operational		03/31/99	Tire Serial
Final Inspection		02/31/99	Tire Serial
Maint Release		03/31/99	Source

DESCRIPTION OF WORK PERFORMED: Overhaul Repaired Inspected
 The prescribed work was performed in accordance with ABS Overhaul Manual AP-447

DEVIATION : All ferrous metal treated IAW Process Spec ASI-No.1

TECHNICIAN: MARK FEY DATE: 03-31-1999
 INSPECTOR :  DATE: 03-31-1999

THE COMPONENT IDENTIFIED ABOVE WAS INSPECTED OR REPAIRED IN ACCORDANCE WITH THE CURRENT MANUFACTURER'S TECHNICAL DATA AND FEDERAL AVIATION REGULATIONS AND WAS FOUND AIRWORTHY AND APPROVED FOR RETURN TO SERVICE. PERTINENT DETAILS OF THIS INSPECTION OR REPAIR ARE ON FILE AT THIS AGENCY UNDER

WORK ORDER NO.: 20568

INSPECTOR : Dexter S. Johnson 

CERT NO. IA 432518333 DATE: 03-31-1999

1. UNITED STATES		FAA FORM 8130-3 AIRWORTHINESS APPROVAL TAG U. S. Department of Transportation Federal Aviation Administration				3. System Tracking Ref. No. 21816	
4. Organization Dynamo Aviation, Inc. 16129 Leadwell St. Van Nuys, Ca. 91406					5. Work Order, Contract, or Invoice 21816		
6. Item	7. Description	8. Part Number	9. Eligibility*	10. Quantity	11. Serial/Batch Number	12. Status/Work	
1.	Power Supply	PS-823 B/T	***** ***** *****	1.	1310	Deep cycle	
13. Remarks Deep Cycled & Functional checked. Complied with Serv. bulletin SB 501-1075-21A Mod. #24 Replaced Cells on pack "B" #8,14,18 P/N B5022 PG							
<i>Limited life parts must be accompanied by maintenance history including total time/total cycles/time since new.</i>							
14. New <input type="checkbox"/> Newly Overhauled <input type="checkbox"/> Certifies that the new or newly overhauled part(s) identified above, except as otherwise specified in block 13 was (were) manufactured in accordance with FAA approved design data and airworthiness. NOTE: In case of parts to be exported, the special requirements of the importing country have been met.				19. Return to Service in Accordance with FAR 43.9 Certifies that the work specified in block 13 (or attached) above was carried out in accordance with FAA airworthiness regulations and in respect to the work performed the part(s) is (are) approved for return to service.			
15. Signature		16. FAA Authorization No.:		20. Authorized Signature		21. Certificate Number LZ3R676L	
17. Name (Typed or Printed):		18. Date:		22. Name (Typed or Printed): Mark Franco		23. Date: 10/1/99	

Airworthiness Approval Tag User/Installer Responsibilities

It is important to understand that the existence of this document alone does not automatically constitute authority to install the part/component/assembly.

Where the user/installer work in accordance with the national regulations of an Airworthiness Authority different than the Airworthiness Authority of the country specified in block 1 it is essential that the user/installer ensures that his/her Airworthiness Authority accepts parts/components/assemblies from the Airworthiness Authority of the country specified in block 1.

Statements in block 14 and 19 do not constitute installation certification. In all cases aircraft maintenance records must contain an installation certification issued in accordance with the regulations by the user/installer before the aircraft may be flown.

The FAA Form 8130-3 and JAA Form One are equivalent. Other countries such as Canada also have equivalent acceptable documents

DYNAMO AVIATION, INC.

FAA Repair Station No. LZ3R676L
16129 Leadwell Street
Van Nuys, CA 91406

Work Sheet A

CUSTOMER ROIGWEST DATE 9-29-99 DEL. REQ'D ASAP!

INVOICE 21814 PURCHASE ORDER NO. PO-9900873.3

MFG. JET. CHARGE RATE 200 MA. DISCHARGE 2 AMPS.

TYPE PS823-B/T PART NUMBER 501-1075-06 SERIAL NO. 1310

PHYSICAL CONDITION GOOD COMPLIED W/FAA AD 80-18-087

FUSES GOOD CONDITION OF REAR CONNECTOR GOOD

RESIDUAL VOLTAGE OF PACKS WHEN RECEIVED PACK A 26.0 PACK B 25.3

CHARGED PACK A PACK B

NO. OF OPEN CELLS N/A PACK A PACK B

NO. OF CELLS REPLACED 3 ea. P/N B5022 PG

END OF CHARGE VOLTAGE 26.8

CAPACITY CHECK A 60 Min. % CAPACITY CHECK B 51 Min. %

REASSEMBLY COMPLETE YES

TRANSISTOR LEAKAGE CHECK VOLTS

INVERTER CHECK: AC VOLTAGE PINS 7+3 = 130 DC VOLTAGE PINS 7+11 =
PINS 3+1 = 130
PINS 7+4 = 29.0
PINS 7+5 = 5.1

COMMENTS: Complied with Serv. bulletin SB

501-1075-21A Mod. # 24, Replaced cells on pack
"B" #8, 14, 18 P/N B5022 PG. Deep Cycled & Functional ✓

REPAIRED BY JC. Figueroa REPAIR CERT.

CHIEF INSPECTOR [Signature] A & P 560539774

TAGGED: 8130 X YELLOW GREEN RED

1. UNITED STATES	FAA FORM 8130-3 AIRWORTHINESS APPROVAL TAG U. S. Department of Transportation Federal Aviation Administration	3. System Tracking Ref. No. 21816
------------------	---	--

4. Organization Dynamo Aviation, Inc. 16129 Leadwell St. Van Nuys, Ca: 91406	5. Work Order, Contract, or Invoice 21816
---	--

6. Item	7. Description	8. Part Number	9. Eligibility*	10. Quantity	11. Serial Batch Number	12. Status Work
1	EMERGENCY LIGHT BATTERY PACK	38451-00A	NA	1	D.O.M. 0797	DEEP CYCLE

13. Remarks DEEP CYCLED BATTERY PACK

Limited life parts must be accompanied by maintenance history including total time/total cycles/time since new.

14. New <input type="checkbox"/> Newly Overhauled <input type="checkbox"/> Certifies that the new or newly overhauled part(s) identified above, except as otherwise specified in block 13 was (were) manufactured in accordance with FAA approved design data and airworthiness. NOTE: In case of parts to be exported, the special requirements of the importing country have been met.	19. Return to Service in Accordance with FAR 43.9 Certifies that the work specified in block 13 (or attached) above was carried out in accordance with FAA airworthiness regulations and in respect to the work performed the part(s) is (are) approved for return to service.
---	---

15. Signature	16. FAA Authorization No.:	20. Authorized Signature	21. Certificate Number LZ3R676L
17. Name (Typed or Printed):	18. Date:	22. Name (Typed or Printed): Nick Franco	23. Date: 10-1-99

* (Optional) Installer must cross check eligibility with applicable technical data.

Airworthiness Approval Tag User/Installer Responsibilities

It is important to understand that the existence of this document alone does not automatically constitute authority to install the part/component/assembly.

Where the user/installer work in accordance with the national regulations of an Airworthiness Authority different than the Airworthiness Authority of the country specified in block 1 it is essential that the user/installer ensures that his/her Airworthiness Authority accepts parts/components/assemblies from the Airworthiness Authority of the country specified in block 1.

Statements in block 14 and 19 do not constitute installation certification. In all cases aircraft maintenance records must contain an installation certification issued in accordance with the regulations by the user/installer before the aircraft may be flown.

The FAA Form 8130-3 and JAA Form One are equivalent. Other countries such as Canada also have equivalent acceptable documents

1. UNITED STATES	2. FAA FORM 8130-3 AIRWORTHINESS APPROVAL TAG U. S. Department of Transportation Federal Aviation Administration	3. System Tracking Ref. No. 21820
------------------	--	--

4. Organization Dynamo Aviation, Inc. 16129 Leadwell St Van Nuys, Ca. 91406	5. Work Order, Contract, or Invoice 21820
--	--

6. Item	7. Description	8. Part Number	9. Eligibility*	10. Quantity	11. Serial/Batch Number	12. Status/Work
1.	Battery	SP400	***** ***** *****	1.	881264	Deep Cycle

13. Remarks
Deep Cycled, Water Level Checked, Torqued and Probe Checked

Replaced cell #7 P/N 40SP100

Limited life parts must be accompanied by maintenance history including total time/total cycles/time since new.

<p data-bbox="97 1050 1151 1088">14.</p> <p data-bbox="97 1088 1151 1169">New <input type="checkbox"/> Newly Overhauled <input type="checkbox"/></p> <p data-bbox="97 1169 1151 1299">Certifies that the new or newly overhauled part(s) identified above, except as otherwise specified in block 13 was (were) manufactured in accordance with FAA approved design data and airworthiness.</p> <p data-bbox="97 1299 1151 1369">NOTE: In case of parts to be exported, the special requirements of the importing country have been met.</p>	<p data-bbox="1151 1050 2059 1088">19.</p> <p data-bbox="1151 1088 2059 1169">Return to Service in Accordance with FAR 43.9</p> <p data-bbox="1151 1169 2059 1369">Certifies that the work specified in block 13 (or attached) above was carried out in accordance with FAA airworthiness regulations and in respect to the work performed the part(s) is (are) approved for return to service.</p>
--	---

15. Signature	16. FAA Authorization No.:	20. Authorized Signature	21. Certificate Number LZ3R676L
17. Name (Typed or Printed):	18. Date:	22. Name (Typed or Printed): Rick Franco	23. Date: 10/1/99

Airworthiness Approval Tag User/Installer Responsibilities

It is important to understand that the existence of this document alone does not automatically constitute authority to install the part/component/assembly.

Where the user/installer work in accordance with the national regulations of an Airworthiness Authority different than the Airworthiness Authority of the country specified in block 1 it is essential that the user/installer ensures that his/her Airworthiness Authority accepts parts/components/assemblies from the Airworthiness Authority of the country specified in block 1.

Statements in block 14 and 19 do not constitute installation certification. In all cases aircraft maintenance records must contain an installation certification issued in accordance with the regulations by the user/installer before the aircraft may be flown.



The FAA Form 8130-3 and JAA Form One are equivalent. Other countries such as Canada also have equivalent acceptable documents

CUSTOMER: NIUWEN 1
 P.O. NO.: PO-9900873.1

Dynamo Aviation, Inc.
 FAA Repair Station No. LZ3R676L
 16129 Leadwell Street
 Van Nuys, CA 91406

INVOICE NO.: 21020

WORKSHEET B

DATE: 9-29-99 DEL DATE: ASAP! REASON FOR WORK: DEEP CYCLE CONDITION OF BATTERY UPON RECEIPT: CHARGED OPEN CIRCUIT VOLTAGE: 25.6
 SERIAL NO.: 881064 BATTERY/CELL TYPE: SP400 CAPACITY: 51 MINUTES 34.0 AH
 DISCHARGE AT 40 AMPS
 INSPECTION REMARKS _____

TESTING PERFORMED

INCOMING READING	MAIN CHARGE	TOP CHARGE	DISCHARGE	MAIN CHARGE	TOP CHARGE	DISCHARGE
DATE: <u>9-30-99</u>	DATE: <u>9-30</u> AMP <u>20.0</u>	DATE: <u>9-30</u> AMP <u>8.0</u>	DATE: <u>30/99</u> AMP <u>40</u>	DATE: <u>10/1</u> AMP <u>20.0</u>	DATE: <u>10/1</u> AMP <u>8.0</u>	DATE: _____ AMP _____
VOLTS PER CELL:	VOLTS PER CELL:	VOLTS PER CELL:	VOLTS PER CELL:	VOLTS PER CELL:	VOLTS PER CELL:	VOLTS PER CELL:
1. <u>128</u>	1. <u>159</u>	1. <u>156</u>	1. <u>99</u>	1. <u>165</u>	1. <u>160</u>	
2. <u>130</u>	2. <u>165</u>	2. <u>159</u>	2. <u>115</u>	2. <u>165</u>	2. <u>159</u>	
3. <u>131</u>	3. <u>168</u>	3. <u>164</u>	3. <u>114</u>	3. <u>159</u>	3. <u>165</u>	
4. <u>131</u>	4. <u>158</u>	4. <u>156</u>	4. <u>107</u>	4. <u>160</u>	4. <u>169</u>	
5. <u>131</u>	5. <u>183</u>	5. <u>177</u>	5. <u>109</u>	5. <u>179</u>	5. <u>168</u>	
6. <u>130</u>	6. <u>173</u>	6. <u>169</u>	6. <u>104</u>	6. <u>167</u>	6. <u>164</u>	
7. <u>130</u>	7. <u>141</u>	7. <u>146</u>	7. <u>92</u>	7. <u>148</u>	7. <u>140</u>	
8. <u>128</u>	8. <u>177</u>	8. <u>170</u>	8. <u>95</u>	8. <u>167</u>	8. <u>161</u>	
9. <u>130</u>	9. <u>167</u>	9. <u>168</u>	9. <u>111</u>	9. <u>163</u>	9. <u>164</u>	
10. <u>130</u>	10. <u>162</u>	10. <u>138</u>	10. <u>114</u>	10. <u>162</u>	10. <u>157</u>	
11. <u>130</u>	11. <u>175</u>	11. <u>169</u>	11. <u>100</u>	11. <u>165</u>	11. <u>167</u>	
12. <u>129</u>	12. <u>159</u>	12. <u>159</u>	12. <u>110</u>	12. <u>157</u>	12. <u>156</u>	
13. <u>130</u>	13. <u>156</u>	13. <u>160</u>	13. <u>116</u>	13. <u>167</u>	13. <u>162</u>	
14. <u>130</u>	14. <u>172</u>	14. <u>167</u>	14. <u>98</u>	14. <u>167</u>	14. <u>160</u>	
15. <u>129</u>	15. <u>174</u>	15. <u>168</u>	15. <u>95</u>	15. <u>169</u>	15. <u>161</u>	
16. <u>129</u>	16. <u>167</u>	16. <u>163</u>	16. <u>104</u>	16. <u>162</u>	16. <u>158</u>	
17. <u>129</u>	17. <u>169</u>	17. <u>169</u>	17. <u>110</u>	17. <u>166</u>	17. <u>167</u>	
18. <u>128</u>	18. <u>179</u>	18. <u>173</u>	18. <u>113</u>	18. <u>174</u>	18. <u>169</u>	
19. <u>131</u>	19. <u>174</u>	19. <u>172</u>	19. <u>116</u>	19. <u>177</u>	19. <u>172</u>	
20. <u>130</u>	20. <u>171</u>	20. <u>166</u>	20. <u>116</u>	20. <u>170</u>	20. <u>165</u>	
TOTAL <u>26.6</u> VOLTS	TOTAL <u>33.6</u> VOLTS	TOTAL <u>32.8</u> VOLTS	TOTAL _____ VOLTS	TOTAL <u>33.2</u> VOLTS	TOTAL <u>32.3</u> VOLTS	TOTAL _____ VOLTS

CONDITION OF BATTERY UPON RELEASE: charged 1,000 AMP START LOAD: N/A VOLTS _____
 CAPACITY: 51 MINUTES 34.0 AH FULL CHARGE: YES TEMPERATURE PROBE CHECK: YES
 END OF CHARGE, OPEN CIRCUIT: 26.8
 WORK PERFORMED: Replaced cell #7 P/N 40SP100

WATER CHECKED ADDED APPROX. 0 CCH20
 TORQUED D.A. 5
 DEEP CYCLED RECHARGED TOP CHARGE
 SERVICE BY: R. Figueroa REPAIRMAN NO.: 36039774
 CHIEF INSPECTOR: _____ A&P NO.: _____
 8130-3 _____ YELLOW _____ GREEN _____ RED

1. UNITED STATES	2. FAA FORM 8130-3 AIRWORTHINESS APPROVAL TAG U. S. Department of Transportation Federal Aviation Administration	3. System Tracking Ref. No. 21816
------------------	---	--


4. Organization Dynamo Aviation, Inc. 16129 Leadwell St Van Nuys, Ca. 91406	5. Work Order, Contract, or Invoice 21816
--	--

6. Item	7. Description	8. Part Number	9. Eligibility*	10. Quantity	11. Serial/Batch Number	12. Status/Work
1.	Battery	SP-400	***** ***** *****	1.	9506152	Deep cycle

13. Remarks
Deep Cycled, Water Level Checked, Torqued and Probe Checked

Limited life parts must be accompanied by maintenance history including total time/total cycles/time since new.

14. New <input type="checkbox"/> Newly Overhauled <input type="checkbox"/> Certifies that the new or newly overhauled part(s) identified above, except as otherwise specified in block 13 was (were) manufactured in accordance with FAA approved design data and airworthiness. NOTE: In case of parts to be exported, the special requirements of the importing country have been met.	19. Return to Service in Accordance with FAR 43.9 Certifies that the work specified in block 13 (or attached) above was carried out in accordance with FAA airworthiness regulations and in respect to the work performed the part(s) is (are) approved for return to service.
---	--


15. Signature	16. FAA Authorization No.:	20. Authorized Signature 	21. Certificate Number LZ3R676L
17. Name (Typed or Printed):	18. Date:	22. Name (Typed or Printed): Rick Franco	23. Date: 10/1/99

Airworthiness Approval Tag User/Installer Responsibilities

It is important to understand that the existence of this document alone does not automatically constitute authority to install the part/component/assembly.

Where the user/installer work in accordance with the national regulations of an Airworthiness Authority different than the Airworthiness Authority of the country specified in block 1 it is essential that the user/installer ensures that his/her Airworthiness Authority accepts parts/components/assemblies from the Airworthiness Authority of the country specified in block 1.

Statements in block 14 and 19 do not constitute installation certification. In all cases aircraft maintenance records must contain an installation certification issued in accordance with the regulations by the user/installer before the aircraft may be flown.



The FAA Form 8130-3 and JAA Form One are equivalent. Other countries such as Canada also have equivalent acceptable documents

CUSTOMER: WIGWEST
 P.O. NO.: PO 400873.1

Dyna Aviation, Inc.
 FAA Repair Station No. LZ3R676L
 16129 Leadwell Street
 Van Nuys, CA 91406

INVOICE NO.: 2816

WORKSHEET B


DATE: 9-29-99 DEL DATE: ASAP! REASON FOR WORK: DEEP CYCLE CONDITION OF BATTERY UPON RECEIPT: CHARGED OPEN CIRCUIT VOLTAGE: 25.7
 SERIAL NO.: 9506152 BATTERY/CELL TYPE: SP-400 CAPACITY: 60 MINUTES 40.0 AH
 DISCHARGE AT 40 AMPS
 INSPECTION REMARKS: OK

TESTING PERFORMED

INCOMING READING DATE: <u>9-30-99</u>	MAIN CHARGE DATE: <u>9-30 AMP 20.</u>	TOP CHARGE DATE: <u>9-30 AMP 8.0</u>	DISCHARGE DATE: <u>9-30 AMP 40</u>	MAIN CHARGE DATE: <u>10/1 AMP 20.0</u>	TOP CHARGE DATE: <u>10/1 AMP 8.0</u>	DISCHARGE DATE: _____ AMP _____
VOLTS PER CELL:	VOLTS PER CELL:	VOLTS PER CELL:	VOLTS PER CELL:	VOLTS PER CELL:	VOLTS PER CELL:	VOLTS PER CELL:
1. <u>130</u>	1. <u>164</u>	1. <u>162</u>	1. <u>112</u>	1. <u>167</u>	1. <u>163</u>	1. _____
2. <u>130</u>	2. <u>165</u>	2. <u>162</u>	2. <u>110</u>	2. <u>167</u>	2. <u>163</u>	2. _____
3. <u>129</u>	3. <u>163</u>	3. <u>161</u>	3. <u>112</u>	3. <u>168</u>	3. <u>163</u>	3. _____
4. <u>129</u>	4. <u>162</u>	4. <u>161</u>	4. <u>109</u>	4. <u>164</u>	4. <u>162</u>	4. _____
5. <u>130</u>	5. <u>163</u>	5. <u>161</u>	5. <u>112</u>	5. <u>167</u>	5. <u>162</u>	5. _____
6. <u>130</u>	6. <u>165</u>	6. <u>162</u>	6. <u>104</u>	6. <u>165</u>	6. <u>161</u>	6. _____
7. <u>129</u>	7. <u>166</u>	7. <u>163</u>	7. <u>108</u>	7. <u>167</u>	7. <u>163</u>	7. _____
8. <u>130</u>	8. <u>164</u>	8. <u>162</u>	8. <u>112</u>	8. <u>168</u>	8. <u>163</u>	8. _____
9. <u>130</u>	9. <u>165</u>	9. <u>162</u>	9. <u>112</u>	9. <u>167</u>	9. <u>163</u>	9. _____
10. <u>129</u>	10. <u>170</u>	10. <u>167</u>	10. <u>113</u>	10. <u>172</u>	10. <u>167</u>	10. _____
11. <u>130</u>	11. <u>163</u>	11. <u>162</u>	11. <u>110</u>	11. <u>168</u>	11. <u>163</u>	11. _____
12. <u>129</u>	12. <u>166</u>	12. <u>163</u>	12. <u>109</u>	12. <u>172</u>	12. <u>164</u>	12. _____
13. <u>130</u>	13. <u>164</u>	13. <u>161</u>	13. <u>111</u>	13. <u>167</u>	13. <u>163</u>	13. _____
14. <u>130</u>	14. <u>166</u>	14. <u>162</u>	14. <u>109</u>	14. <u>167</u>	14. <u>163</u>	14. _____
15. <u>129</u>	15. <u>165</u>	15. <u>162</u>	15. <u>111</u>	15. <u>170</u>	15. <u>164</u>	15. _____
16. <u>129</u>	16. <u>162</u>	16. <u>160</u>	16. <u>107</u>	16. <u>165</u>	16. <u>162</u>	16. _____
17. <u>130</u>	17. <u>168</u>	17. <u>164</u>	17. <u>110</u>	17. <u>170</u>	17. <u>165</u>	17. _____
18. <u>130</u>	18. <u>167</u>	18. <u>163</u>	18. <u>106</u>	18. <u>167</u>	18. <u>163</u>	18. _____
19. <u>129</u>	19. <u>164</u>	19. <u>161</u>	19. <u>105</u>	19. <u>166</u>	19. <u>161</u>	19. _____
20. <u>129</u>	20. <u>164</u>	20. <u>162</u>	20. <u>109</u>	20. <u>168</u>	20. <u>163</u>	20. _____
TOTAL <u>25.7</u> VOLTS	TOTAL <u>33.2</u> VOLTS	TOTAL <u>32.5</u> VOLTS	TOTAL <u>21.5</u> VOLTS	TOTAL <u>33.6</u> VOLTS	TOTAL <u>32.6</u> VOLTS	TOTAL _____ VOLTS

CONDITION OF BATTERY UPON RELEASE: Charged 1,000 AMP START LOAD: _____ VOLTS
 CAPACITY: 60 MINUTES 40.0 AH FULL CHARGE: YES TEMPERATURE PROBE CHECK: YES
 END OF CHARGE, OPEN CIRCUIT: 28.4
 WORK PERFORMED: _____

WATER CHECKED ADDED APPROX. 120 CCH2O
 TORQUED
 DEEP CYCLED
 SERVICE BY: P. C. Figueroa REPAIRMAN NO.: _____
 CHIEF INSPECTOR: [Signature] A&P NO.: 560539774
 TAGGED: DA 8130-3 YELLOW GREEN RED

1. UNITED STATES		FAA FORM 8130-3 AIRWORTHINESS APPROVAL TAG U.S. Department of Transportation Federal Aviation Administration				3. System Tracking Ref. No. UASC Packing Slip # 97 39 369	
4. Organization Universal Avionics Systems Corporation 3260 E. Lerdo Rd. Tucson, Arizona 85706					Repair Station Number UZNR483N		5. Work Order, Contract, or Invoice Number: 97W9379
6. Item	7. Description	8. Part Number	9. Eligibility*	10. Quantity	11. Serial/Batch Number	12. Status/Work	
1	UUS-1M	1013-42-011	TSO Article N/A	1	547	Modified	
13. Remarks <input type="checkbox"/> Repaired, tested and returned to service in accordance with Universal Quality Control Acceptance Procedures, Report No. 20062. <input checked="" type="checkbox"/> Modified, tested and returned to service in accordance with Universal Quality Control Acceptance Procedures, Report No. 20062. <input type="checkbox"/> Inspected, tested and returned to service in accordance with Universal Quality Control Acceptance Procedures, Report No. 20062. Person who performed above described work <u>J. Figuerod</u> Date of work completion <u>3/25/97</u>							
<i>Limited life parts must be accompanied by maintenance history including total time/total cycles/time since n.</i>							
14. New <input type="checkbox"/> Newly Overhauled <input type="checkbox"/> Certifies that the new or newly overhauled part(s) identified above, except as otherwise specified in block 13 was (were) manufactured in accordance with FAA approved design data and airworthiness. NOTE: In case of parts to be exported, the special requirements of the importing country have been met.				19. Return to Service in Accordance with FAR Certifies that the work specified in block 13 (or attached) above was carried out in accordance with FAA airworthiness regulations and in respect to the work performed the part(s) is (are) approved for return to service.			
15. Signature		16. FAA Authorized No.:		20. Authorized Signature: 		21. Certificate Number: UZNR483N	
17. Name (Typed or Printed)		18. Date:		22. Name (Typed or Printed) Michael S. Willey		23. Date: 3-25-97	

Airworthiness Approval Tag

User/Installer Responsibilities

It is important to understand that the existence of this Document alone does not automatically constitute authority to install the part/component/assembly.

Where the user/installer works in accordance with the national regulations of an Airworthiness Authority different than the Airworthiness Authority of the country specified in block 1 it is essential that the user/installer ensures that his/her Airworthiness Authority accepts parts/components/assemblies from the Airworthiness Authority of the country specified in block 1.

Statements in block 14 and 15 do not constitute installation certification. In all cases aircraft maintenance records must contain an installation certification issued in accordance with the national regulations by the user/installer before the aircraft may be flown.

The FAA Form 8130-3 and JAA Form One are equivalent. Other countries such as Canada also have equivalent acceptable documents.

9.1/ 8356

1. Approving National Aviation Authority / Country FAA / United States		2. AUTHORIZED RELEASED CERTIFICATE FAA Form 8130-3, Airworthiness Approval Tag			3. Form Tracking Number 47210448	
4. Organization Name and Address: Aviall Wheel and Brake Services, 6528 S. Lavergne, Bedford Park, IL 60638-5807 JAA Reference No. JAA.4197				5. Work Order / Contract / Invoice Number Repair Station No. LV5R029N 47210448		
6. Item	7. Description	8. Part Number	9. Eligibility*	10. Quantity	11. Serial Batch Number	12. Status/Work
1	BRAKE ASSEMBLY	5002805-3	N/A	1	R3443	OVERHAULED
13. Remarks WORK ORDER # 47210448 Describing the actual work performed is attached. The described work was performed in accordance with the Federal Aviation Administration, Production Approval Holders, and / or the Customers Approved Technical Data						
14. Certifies the items identified above were manufactuerd in conformity to: <input type="checkbox"/> Approved design data and are in a condition for safe operation <input type="checkbox"/> Non-approved design data specified in Block 13			19. <input checked="" type="checkbox"/> 14 CFR 43.9 Return to Service <input type="checkbox"/> Other Regulation Specified in Block 13 Certifies that unless otherwise specified in Block 13, the work identified in Block 12 and described in Block 13 was accomplished in accordance with Title 14, Code of Federal Regulations, Part 43 and in respect to that work, the items are approv for return to service.			
15. Authorized Signature: N/A		16. Approval Authorization No. N/A	20. Authorized Signature: <i>Vincent Mendoza</i>		21. Approval/Certificate Number: LV5R029N	
17. Name: (Typed or Printed) N/A		18. Date (m/d/y): N/A	22. Name: (Typed or Printed) Vincent Mendoza		23. Date (m/d/y): Friday, June 21, 2002	
User/Installer Responsibilities						
<p>It is important to understand that the existence of this Document alone does not automatically constitute authority to install the part/component/assembly.</p> <p>Where the user/installer work in accordance with the national regulations of an Airworthiness Authority different than the Airworthiness Authority of the country specified in block 1 it is essential that the user/installer ensures that his/her Airworthiness Authority accepts parts/components/assemblies from the Airworthiness Authority of the country specified in block 1.</p> <p>Statements in block 14 and 19 do not constitute installation certification In all cases aircraft maintenance records must contain an installation certification issued in accordance with the national regulations by the user /installer before the aircraft may be flown.</p>						

Work Order Number

472 10448



Product Repair Services

AVIALL CHICAGO BRK (LV5R029N)

6528 S LAVERGNE

BEDFORD PARK, IL 60638-5807

Part Number: **5002805-3**

Description: **IAI 1124 WESTWIND BRAKE**

Serial Number: **R3443**

Service Required: **OHC-BRAKE, AVIALL EXCHANGE**

Quantity: **1**

Date Received: **3/28/2002**

Bill of Material

<u>Part Number</u>	<u>Description</u>	<u>Quantity</u>
GY18B8=24	RIVET	50
5002857=24	WEAR PAD	20
5003260=24	RING BU	6
5003340=24	DISC ROT	6
5004020=24	WEAR-PAD	2
5004034=24	DISC	5
5006135=24	I.D. PLATE	2
511846-4=24	WASHER	6
9510672=24	GASKET	4
9535682=24	PACKING	6
FN12-02=28	NUT	4
MS21318-8=28	DRIVESCREW	4
MS35207-260=28	+++SCREW	2
MS35266-59=28	SCREW	4
AV25918=7E	ID PLATE	2
32FL624=24	NUT	1
32FE524=24	NUT	3
5003499=24	SPRING	1

Aviall Order Number: **2340318**

Ship To: **AVIALL CHICAGO BRAKE SHOP
6528 S. LAVERGNE AVE.
BEDFORD PARK, IL 60638**

Customer P.O.:

Customer Number: **006699**

Terms: **Net 30 Days**

Shipping Method:

Technical Information:

AP-447 (32-43-30) R6,TR32-5
DO NOT UTILIZE RECLAIMED STATIONARY
SB# WW 1124-32-6: NEW NON-ASBESTOS INSL
AIRCRAFT: IAI WESTWIND 1124
PAINT REQ: G8009 OR ALT IS G8003

Special Instructions:

DO NOT RELEASE
DO NOT CANCEL

The aircraft accessory identified above was overhauled, repaired, and/or inspected in accordance with current Federal Aviation Regulations, current manufacturer's or approved air carrier's repair and inspection instructions, and is approved for return to service with regard to work performed.

Date: 6-21-02

Signed: [Signature]

For Repair Station LV5R029N



BRAKE SERVICE FORM & TEAR DOWN REPORT

WHEEL & BRAKE SERVICES
 6528 S. Lavergne
 Bedford Park, IL 60638-5807
 CRS# LV5R029N

CUSTOMER: Aviall - X1 W.O. #472: 10448
 PART #: 5002805-3 SERIAL #: R3443
 OE #: 662236 DATE: 3/21/02
AT 00048752

Paint Type: Alum. Epoxy Paint Color: White Wear Pin Reading (as rec'd): N/A

Preliminary Inspection Findings:
 Initials: MM Worn to Limits
 Work Requested (Circle): OVH, Inspect Only, Repair, HSC, Modify, Other:

Disassembled By & Parts Container #: 66 Tech: 96 De-line plates Tech: 96 Cleaned Tech: AG Stripped Tech: AG

INSPECTION

Magnetic Particle Tech: MM Dye Penetrant Tech: MM Eddy Current Tech: N/A Visual Tech: MM Hardware N.D.I. Tech: MM N.D.I. Plates / Rotors Tech: MM Check Misc. Comp. Tech: MM

N.D.I. Accepted Date: 05/07/02 Inspector's Sign.: [Signature] EMP #: 2020

Discrepancies Noted:	Tech.	Corrective Actions:	Tech.
1 Ea Nut - Fail Lock Test, PIN 32FL-624	MM	RR NUTS WITH NEW	P2
1 Ea Nut - Fail Lock Test, PIN 32FE-524	MM	RR NUTS WITH NEW	P2
1 Ea Spring - Fail Comp. Test, PIN 5003499	MM	RR SPRING WITH NEW	P2

Painted By Tech: P2 Re-lined Plates Tech: P2 Pre-assembly Check C/W Tech: P2 Housing Build-up Tech: P2 Heat Stack Weight Heat Stack Height Heat Stack Build-up Tech: P2

FINAL TEST

High Pressure Test PSI: 2000 Minutes: 5 Low Pressure Test PSI: 5 Minutes: 5

Number of Cycles: Several Running Clearance: 0.005 inches Wear Pin Setting: MA Inches

Final Assembly and Test: Date: 6-21-02 Tech / Emp #: [Signature] Date: 6/21/02 Insp / Emp #: [Signature]

REMARKS:

Condition: OVH C/W Approved for Return To Service Date: 6-21-02 Sign: [Signature] EMP #: 20098

83

1. Approving National Aviation Authority / Country FAA / United States		2. AUTHORIZED RELEASED CERTIFICATE FAA Form 8130-3, Airworthiness Approval Tag			3. Form Tracking Number 47210449	
4. Organization Name and Address: Aviall Wheel and Brake Services, 6528 S. Lavergne, Bedford Park, IL 60638-5807 JAA Reference No. JAA.4197				5. Work Order / Contract / Invoice Number 47210449		
6. Item	7. Description	8. Part Number	9. Eligibility*	10. Quantity	11. Serial Batch Number	12. Status/Work
1	BRAKE ASSEMBLY	5002805-3	N/A	1	R4321	OVERHAULED
13. Remarks WORK ORDER # 47210449 Describing the actual work performed is attached. The described work was performed in accordance with the Federal Aviation Administration, Production Approval Holders, and / or the Customers Approved Technical Data						
14. Certifies the items identified above were manufactured in conformity to: <input type="checkbox"/> Approved design data and are in a condition for safe operation <input type="checkbox"/> Non-approved design data specified in Block 13			19. <input checked="" type="checkbox"/> 14 CFR 43.9 Return to Service <input type="checkbox"/> Other Regulation Specified in Block 13 Certifies that unless otherwise specified in Block 13, the work identified in Block 12 and described in Block 13 was accomplished in accordance with Title 14, Code of Federal Regulations, Part 43 and in respect to that work, the items are approved for return to service.			
15. Authorized Signature: N/A		16. Approval Authorization No. N/A	20. Authorized Signature: <i>Vincent Mendoza</i>		21. Approval/Certificate Number: LV5R029N	
17. Name: (Typed or Printed) N/A		18. Date (m/d/y): N/A	22. Name: (Typed or Printed) Vincent Mendoza		23. Date (m/d/y): Friday, June 21, 2002	
User/Installer Responsibilities						
<p>It is important to understand that the existence of this Document alone does not automatically constitute authority to install the part/component/assembly.</p> <p>Where the user/installer work in accordance with the national regulations of an Airworthiness Authority different than the Airworthiness Authority of the country specified in block 1 it is essential that the user/installer ensures that his/her Airworthiness Authority accepts parts/components/assemblies from the Airworthiness Authority of the country specified in block 1.</p> <p>Statements in block 14 and 19 do not constitute installation certification In all cases aircraft maintenance records must contain an installation certification issued in accordance with the national regulations by the user /installer before the aircraft may be flown.</p>						

Work Order Number

472 10449



Product Repair Services

AVIALL CHICAGO BRK (LV5R029N)

6528 S LAVERGNE

BEDFORD PARK, IL 60638-5807

Part Number: **5002805-3**

Description: **IAI 1124 WESTWIND BRAKE**

Serial Number: **R4321**

Service Required: **OHC-BRAKE, AVIALL EXCHANGE**

Quantity: **1**

Date Received: **3/28/2002**

Bill of Material

<u>Part Number</u>	<u>Description</u>	<u>Quantity</u>
GY18B8=24	RIVET	50
5002857=24	WEAR PAD	20
5003260=24	RING BU	6
5003340=24	DISC ROT	6
5004020=24	WEAR-PAD	2
5004034=24	DISC	5
5006135=24	I.D. PLATE	2
511846-4=24	WASHER	6
9510672=24	GASKET	4
9535682=24	PACKING	6
FN12-02=28	NUT	4
MS21318-8=28	DRIVESCREW	4
MS35207-260=28	+++SCREW	2
MS35266-59=28	SCREW	4
AV25918=7E	ID PLATE	2
32FL624=24	NUT	3
32FE524=24	NUT	1

Aviall Order Number: **2340318**

Ship To: **AVIALL CHICAGO BRAKE SHOP**

Customer P.O.:

6528 S. LAVERGNE AVE.

Customer Number: **006699**

BEDFORD PARK, IL 60638

Terms: **Net 30 Days**

Shipping Method:

Technical Information:

AP-447 (32-43-30) R6,TR32-5
DO NOT UTILIZE RECLAIMED STATIONARY
SB# WW 1124-32-6: NEW NON-ASBESTOS INSL
AIRCRAFT: IAI WESTWIND 1124
PAINT REQ: G8009 OR ALT IS G8003

Special Instructions:

DO NOT RELEASE
DO NOT CANCEL

The aircraft accessory identified above was overhauled, repaired, and/or inspected in accordance with current Federal Aviation Regulations, current manufacturer's or approved air carrier's repair and inspection instructions, and is approved for return to service with regard to work performed.

Date: 6-21-02

Signed: [Signature]



BRAKE SERVICE FORM & TEAR DOWN REPORT

WHEEL & BRAKE SERVICES
 6528 S. Lavergne
 Bedford Park, IL 60638-5807
 CRS# LV5R029N

CUSTOMER: Aviall - X W.O. #472: 10449
 PART #: 5002805-3 SERIAL #: R4321
 OE #: 667734 DATE: 3/21/02
AT00048752

Paint Type: Alum. Epoxy Paint Color: white Wear Pin Reading (as rec'd): N/A

Preliminary Inspection Findings: Worn to Limits
 Initials: _____
 Work Requested (Circle): OVH, Inspect Only, Repair, HSC, Modify, Other:
 Disassembled By & Parts Container #: 98 Tech: 96 De-line plates Tech: 96 Cleaned Tech: HG Stripped Tech: HG

INSPECTION

Magnetic Particle Tech: <u>mm</u>	Dye Penetrant Tech: <u>cl</u>	Eddy Current Tech: <u>N/A</u>	Visual Tech: <u>mm</u>	Hardware N.D.I. Tech: <u>mm</u>	N.D.I. Plates / Rotors Tech: <u>mm</u>	Check Misc. Comp. Tech: <u>mm</u>
N.D.I. Accepted	Date: <u>05/08/02</u>	Inspector's Sign.: <u>[Signature]</u>	EMP #: <u>W9W1</u>			

Discrepancies Noted:	Tech.	Corrective Actions:	Tech.
<u>3 Ea NUTS - Fail Lock Test, PIN 32FL-624</u>	<u>mm</u>	<u>RR NUTS WITH NEW</u>	<u>17</u>
<u>1 Ea NUTS Fail Lock Test, PIN 32FE-524</u>	<u>mm</u>	<u>RR NUTS WITH NEW</u>	<u>17</u>

Painted By Tech: <u>TJ</u>	Re-lined Plates Tech: <u>TJ</u>	Pre-assembly Check C/W Tech: <u>12</u>	Housing Build-up Tech: <u>TJ</u>	Heat Stack Weight	Heat Stack Height	Heat Stack Build-up Tech: <u>12</u>
----------------------------	---------------------------------	--	----------------------------------	-------------------	-------------------	-------------------------------------

FINAL TEST

High Pressure Test	PSI	<u>2000</u>	Minutes	<u>5</u>	Low Pressure Test	PSI	<u>5</u>	Minutes	<u>5</u>
Number of Cycles	<u>Several</u>	Running Clearance	<u>0.005</u>	Inches	Wear Pin Setting	<u>N/A</u>	Inches		
Final Assembly and Test:	Date: <u>6-21-02</u>	Tech / Emp #:	<u>Gene Trer</u>	Date: <u>6/21/02</u>	Insp / Emp #:	<u>[Signature]</u>			

REMARKS:

Condition: <u>OVH & W</u>	Approved for Return To Service	Date: <u>6-21-02</u>	Sign: <u>Vin T. Me...</u>	EMP #: <u>20098</u>
-------------------------------	--------------------------------	----------------------	---------------------------	---------------------

9



ENGINEERING CO.
CAMARILLO, CALIFORNIA

DEPT.	PAGE	OF	NO.
O.A.	7	7	ATP 787
DR. BY	DATE	CHK	DATE
RGD	02/14/94		
ENG.	DATE	REV.	
		A	
APPR.	DATE	APPR.	DATE
HS	02/14/94	RH	02/14/94
APPR.	DATE	APPR.	DATE
		RA	02/14/94
		DATE	1/19/95

**ACCEPTANCE TEST PROCEDURE
DATA SHEET**

TITLE **TRANSDUCER, MOTIONAL PICKUP**

CUSTOMER: ALLIED SIGNAL ENGINES
 CUSTOMER P.O.: **600002263**
 CUSTOMER P/N: 3073827-4 REV. M
 CODE: 19360

SKURKA P/N: K205-C39683
 S/N: 30582
 S.O. NO.: 316030
 W.O. NO.: 4110890

ITEM	TEST	ATP PARA.	METHOD	LIMIT	ACTUAL VALUE OR ACCEPT CK
1	Leak Testing	4.1	MPS 267	8.24 x 10 ⁻⁵ std cc/sec	✓
2	Thermal Cycle	4.2	70 to 130°F 550 to 600°F 70 to 130°F	100 Cycles	✓
3	Insulation Resistance	4.3	1. All pins to case	10 Megohms Min. @ 500 VDC for 1 minute	1. <u>30K</u> MΩ
			2. Pins A & B to Pins C & D		2. <u>20K</u> MΩ
4	Dielectric Strength	4.4	1. All pins to case	250 to 275 VAC	1. ✓ VAC
			2. Pins A & B to Pins C & D		2. ✓ VAC
5	Coil Resistance	4.5	1. Pin A to Pin B	100 to 150 Ω 72°F	1. <u>122.8</u> Ω
			2. Pin C to Pin D		2. <u>122.3</u> Ω
6	Voltage Output	4.6.1	Coil A @ 1675 to 1700 RPM (810 to 822 Hz)	.71 VRMS min.	<u>1.14</u> V
		4.6.2	Coil B @ 2020 to 2120 RPM (976 to 1025 Hz)	.71 VRMS min.	<u>2.64</u> V
		4.6.3	Coil B @ 17,486 to 17,686 RPM (8452 to 8548 Hz)	2.83 VRMS min.	<u>4.54</u> V
		4.6.4	Coil B @ 22,658 to 22,858 RPM (10,951 to 11,048 Hz)	1.59 VRMS min.	<u>4.70</u> V
7	Dimensional	4.7	Dimensional Requirements of K205-C39683		

IDENTIFY PER SE DRAWING K205-C39683 AFTER TEST COMPLETION

TESTED BY Lourdes Hidalgo DATE JUN 05 2002

Q.C. APPROVAL DATE JUN 06 2002

THE REPRODUCTION OF THIS DOCUMENT OR ANY PORTION THEREOF IS PROHIBITED WITHOUT EXPRESS PERMISSION OF SKURKA ENGINEERING CO.

Rogers N.D.T., Inc.

3418 Cypresswood Dr., Spring, TX 77388
 Office 281-482-0228 Fax: 281-355-5615
 E-mail: wwwarren@clearsail.net

INVOICE

Invoice #: **1093**

DATE: 08/08/02

CUSTOMER ID: SFA

Ship To: STARFLITE AVIATION
 9000 RANDOLPH
 HOUSTON, TX 77061

Bill To: STARFLITE AVIATION
 9000 RANDOLPH
 HOUSTON, TX 77061

WO 3447	P.O. NO. <i>N 8359</i>	REQ #:	FOB: SPRING	Terms: DUE ON RECEIPT
-------------------	---------------------------	--------	----------------	--------------------------

RADIOGRAPHIC INSPECT CONROL RODS PER IAI NDT MANUAL
 ITEM 1) TECHNIQUES 27-20-00 PARA A - L&R Rudder Pedal Support Shafts
 PARA B - Pilot & Co-Pilot Inboard & Outboard Brake Control Rod Assy. PARA C - Left & Right Pilot's Vertical Inboard & Outboard Rod Assy's.
 ITEM 2) Technique 32-20-00 PARA A - L&R NLG Door Control Rod Assembly, PARA B - L&R NLG Door Conrol Rod Assy, PARA C - NLG Door Control Shaft ASSY (Fore & Aft)

Number	Description	Number	Description
			RADIOGRAPHIC INSPECT
			<i>N 8359</i>

DELIVERED 8/8/02

SUB TOTAL: \$1420.00

INVOICE TOTAL: \$1420.00

Rogers N.D.T., Inc.

3418 Cypresswood Dr., Spring, TX 77388

Office 281-482-0228 Fax: 281-355-5615

E-mail: wwwarren@clearsail.net

INSPECTION REPORT & LOGBOOK ATTACHMENT

CUST: STARFLITE AVIATION
9000 RANDOLPH
HOUSTON, TX 77061

DATE: 8/8/2002

WO: 3447

PO: N838G

REG: N835G

TYPE: 1124

SN: 368

TTA: 7924.4

LDGS: 5716

ATTN: Chief Inspector

LOCATION: HOU- HOBBY

Item Description:

AIRPLANE: WESTWIND

Description of Work

RADIOGRAPHIC INSPECT CONROL RODS PER IAI NDT MANUAL

ITEM 1) TECHNIQUES 27-20-00 PARA A - L&R Rudder Pedal Support Shafts


PARA B - Pilot & Co-Pilot Inboard & Outboard Brake Control Rod Assy. PARA C - Left & Right Pilot's Vertical Inboard & Outboard Rod Assy's.

ITEM 2) Technique 32-20-00 PARA A - L&R NLG Door Control Rod Assembly, PARA B - L&R NLG Door Control Rod Assy, PARA C - NLG Door Control Shaft ASSY (Fore & Aft)

Results:

NO DISCONTINUITIES FOUND AT THE TIME OF THIS INSPECTION

FAA CRS XW1R627K



Wallace W. Warren
Chief Inspector

Rogers N.D.T., Inc.

3418 Cypresswood Dr., Spring, TX 77388
Office 281-482-0228 Fax: 281-355-5615
E-mail: wwwarren@clearsail.net

3447

BILLING INFORMATION	
INVOICE NO.	1093
DATE	<u>08/08/02</u>

DATE: 8/8/02

WORK ORDER

CUST: STARFLITE AVIATION
9000 RANDOLPH
HOUSTON, TX 77061

N835G
P.O. NO.


REQ #

INSTRUCTIONS AIRPLANE: WESTWIND					
PART NAME				MFG. WESTWIND	
S/N	REG	TYPE	P/N	TTA	LDGS
368	N835G	1124 A		7924.4	5716
<input checked="" type="checkbox"/>	INSTRUCTIONS CONTINUED		REMARKS		
RADIOGRAPHIC INSPECT CONTROL RODS PER IAI NDT MANUAL					
ITEM 1) TECHNIQUES 27-20-00 PARA A - L&R Rudder Pedal Support Shafts					
PARA B - Inboard & Outboard Brake Control Rod Assy. PARA C - Left & Right Pilot's Vertical					
Inboard & Outboard Rod Assy's.					
ITEM 2) Technique 32-20-00 PARA A - L&R NLG Door Control Rod Assembly, PARA B - L&R NLG Door					
Control Rod Assy, PARA C - NLG Door Control Shaft ASSY (Fore & Aft)					

DATE COMPLETED

8/8/02

- NO APPARENT DISCONTINUITIES WERE NOTED AT THE TIME OF INSPECTION
- INSP. REL.
- LOG ENTRY OR ATTACHMENT
- NO AIRWORTHINESS DETERMINATION MADE BY THIS INSPECTION
- INSP. REL. FOR MORE THAN ONE PART OF THE SAME S/N UNIT.
- SEE ATTACHED
- SEE REVERSE



Wallace W. Warren
Chief Inspector

FAA CRS XW1R627K

Rogers N.D.T., Inc.

3418 Cypresswood Dr., Spring, TX 77388

Office 281-482-0228 Fax: 281-355-5615

E-mail: wwwarren@clearsail.net

INSPECTION REPORT & LOGBOOK ATTACHMENT

CUST: STARFLITE AVIATION
9000 RANDOLPH
HOUSTON, TX 77061

DATE: 8/8/2002

WO: 3447

PO: N83SG

REG: N83SG

TYPE: 1124

SN: 368

TTA: 7924.4

LDGS: 5716

ATTN: Chief Inspector

LOCATION: HOU- HOBBY

Item Description:

AIRPLANE: WESTWIND



Description of Work

RADIOGRAPHIC INSPECT CONROL RODS PER IAI NDT MANUAL

ITEM 1) TECHNIQUE 27-20-00 PARA A - L&R Rudder Pedal Support Shafts. PARA B - Pilot & Co-Pilot Inboard & Outboard Brake Control Rod Assy. PARA C - Left & Right Pilot's Vertical Inboard & Outboard Rod Assy's. ITEM 2) TECHNIQUE 32-20-00 PARA A - L&R NLG Door Control Rod Assembly, PARA B - L&R NLG Door Conrol Rod Assy, PARA C - NLG Door Control Shaft ASSY (Fore & Aft)

ITEM 3) TECHNIQUE 27-10-00 - AILERON RODS - PARA 2A, 2B, 2C.

ALL RODS AS PROVIDED BY CUSTOMER

Results:

NO DISCONTINUITIES FOUND AT THE TIME OF THIS INSPECTION

FAA CRS XW1R627K



Wallace W. Warren
Chief Inspector

8356

Fly with the Best

UNITED BATTERIES AND ACCESSORIES, INC.

8346 Alameda Genoa Road

Houston, TX 77075

Phone: 713-991-9111 • Fax: 713-991-9117

F.A.A. C.R.S. No. U9BR618Y

FORM #9016

SERVICEABLE PART

Customer <i>Star Flite</i>		Make <i>4076</i>
Nomenclature	Part No. <i>15580</i>	Serial No. <i>081985</i>

Work Accomplished

Overhauled

Bench Checked

Repaired

Other (Explain)

YBA Loader Top charged only.

MAINTENANCE RELEASE

THE AIRCRAFT AND / OR COMPONENT IDENTIFIED ABOVE WAS INSPECTED IN ACCORDANCE WITH CURRENT REGULATIONS OF THE FEDERAL AVIATION ADMINISTRATION AND IS APPROVED FOR RETURN TO SERVICE.

PERTINENT DETAILS ARE ON FILE AT THIS REPAIR STATION.

UNDER WORK ORDER NO. _____

3274

Signed

[Signature]

Date

8-2-02

8356

Fly with the Best

UNITED BATTERIES AND ACCESSORIES, INC.

8346 Alameda Genoa Road

Houston, TX 77075

Phone: 713-991-9111 • Fax: 713-991-9117

F.A.A. C.R.S. No. U9BR618Y

FORM #9016

SERVICEABLE PART

Customer <i>STARFLITE</i>		Make <i>4076</i>
Nomenclature	Part No. <i>15580</i>	Serial No. <i>38056.</i>

Work Accomplished

Overhauled

Bench Checked

Repaired

Other (Explain)

UBA Looper Top charged only

MAINTENANCE RELEASE

THE AIRCRAFT AND / OR COMPONENT IDENTIFIED ABOVE WAS INSPECTED IN ACCORDANCE WITH CURRENT REGULATIONS OF THE FEDERAL AVIATION ADMINISTRATION AND IS APPROVED FOR RETURN TO SERVICE.
PERTINENT DETAILS ARE ON FILE AT THIS REPAIR STATION.

UNDER WORK ORDER NO. _____

3275

Signed _____

Date _____

8-12-02

United Batteries & Accessories, Inc.
 8346 Alameda Genoa Rd.
 Houston, Texas 77075
 Tel:(713) 991-9111/9112 Fax:(713) 991-9117
 C.R.S.# U9BR618Y
NICAD BATTERY WET CELL FORM
 (Form# 9001)

Customer StarFlite W/O# 3275 Date Received 8-12-02 Cust. P/O# UBA Loaner

Battery/Cell MFR SAFT MFR P/N 15580 SN 38056

Battery Type 4076 Volts 24 AMP HR Rate 36 HR 1

Type Service Deep Cycle I.R.A.N. Charge Other

Preservice/Hidden Damage Inspection

Topping Charge Rate 3.6 AMPS HRS

Discharge Rate AMPS HRS

General Condition Per MFR Specs

Outer Case Per mfr Specs Filler Caps Per mfr Specs

Cover Per mfr Specs "O" Rings Per mfr Specs

Seal Per mfr Specs Cell Cases Per mfr Specs

Hardware Per mfr Specs Torque Per mfr Specs

Terminal Links Per mfr Specs Hot Spots NONE

Receptical Assy Per mfr Specs Leak to Case NONE

Temp Probe Per mfr Specs

Receiving Terminal Volts 28.8

Repaired

Replaced

Remarks UBA Loaner Top charged only

Work Accomplished By [Signature]

Inspected By [Signature]

Completion Date 8-12-02

Recommendations By Inspector

In Service Hidden Damage Inspection & Capacity Test Steps 1 thru 4

1st																			
-----	--	--	--	--	--	--	--	--	--	--	--	--	--	--	--	--	--	--	--

2nd																			
-----	--	--	--	--	--	--	--	--	--	--	--	--	--	--	--	--	--	--	--

3rd																			
-----	--	--	--	--	--	--	--	--	--	--	--	--	--	--	--	--	--	--	--

Final Charge

4th	6	6	6	6	6	6	6	6	6	6	6	6	6	6	6	6	6	6	6
-----	---	---	---	---	---	---	---	---	---	---	---	---	---	---	---	---	---	---	---

32.20
80.0V

The Aircraft Component or Appliance or Accessory was Inspected in Accordance with Current Requirements of the Federal Aviation Administration and is Approved for Return to Service. Pertinent Details are on File at this Repair Station.

Authorized Inspection Signature [Signature]

Date of Final Inspection for Return to Service 8-12-02

Maintenance Release Issued YES of NO

835G

Fly with the Best

UNITED BATTERIES AND ACCESSORIES, INC.

8346 Alameda Genoa Road

Houston, TX 77075

Phone: 713-991-9111 • Fax: 713-991-9117

F.A.A. C.R.S. No. U9BR618Y

FORM #9016

SERVICEABLE PART

Customer <i>STARFLITE</i>		Make <i>P5823B/T</i>
Nomenclature	Part No. <i>501-1075-06</i>	Serial No. <i>1310</i>

Work Accomplished

Overhauled
 Bench Checked
 Repaired

Other (Explain) *see work order*

MAINTENANCE RELEASE

THE AIRCRAFT AND / OR COMPONENT IDENTIFIED ABOVE WAS INSPECTED IN ACCORDANCE WITH CURRENT REGULATIONS OF THE FEDERAL AVIATION ADMINISTRATION AND IS APPROVED FOR RETURN TO SERVICE. PERTINENT DETAILS ARE ON FILE AT THIS REPAIR STATION.

UNDER WORK ORDER NO.

Signed

[Signature]

Date

3264
8/2/02

United Batteries & Accessories, Inc.
 8346 Alameda Genoa Rd.
 Houston, Texas 77075
 Tel:(713)991-9111/9112 Fax:(713)991-9117
 C.R.S.# U9BR618Y
NICKEL CADMIUM BATTERY PACK
CHARGE/DISCHARGE TEST FORM
 (Form# 9010)

Customer Name Starlite Customer P/O# N83SG W/O# 3264
 Date Received 8/8/02 Battery P/N 501-1675-06 Unit S/N 1310

Preservice Inspection/Hidden Damage Inspection
General Condition Of Over All Unit Per mfr Spec's
Receiving Terminal Volts / Unit Volts 21.8 **Battery Pack #1** 21.8 **#2** 10.20
Outer Case Per mfr Spec's
Circuit Board Per mfr Spec's
Cells & Cell Cases Need Replaced
Receptical Assy Per mfr Spec's
5 AMP Fuse Per mfr Spec's
10 AMP Fuse Per mfr Spec's
Hot Spots NONE

Unit Under Test	End Of Discharge Voltage	Minimum Discharge
PS-823 A,C,E,G,B,B/T	19.0 VDC	24 Minutes
PS-823 D,F,H,A/T	19.0 VDC	47 Minutes
20 Cell Battery Pack	20.0 VDC	27 Minutes

Remarks
Replaced All 40 cells with New SAFF VRC 1.2 C cells Per Comm. TP-328
Repaired
Completion Date 8-12-02
Work Accomplished By [Signature]
Inspection By 8-12-02

In Service Hidden Damage Inspection & Capacity Test Steps 1 thru 4

1st																				
2nd																				
3rd																				
Final Charge																				
4th	6	6	6	6	6	6	6	6	6	6	6	6	6	6	6	6	6	6	6	6

32-20
EO:CV

The Aircraft Components or Appliance or Accessory Was Inspected In Accordance With Current Requirements of the Federal Aviation Administration And Is Approved For Return to Service. Pertinent Details Are On File At This Repair Station.

Authorized Inspectors Signature [Signature]
Date of Final Inspection for Return to Service 8-12-02
Maintenance Release Issued YES or NO



MAJOR REPAIR AND ALTERATION

(Airframe, Powerplant, Propeller, or Appliance)

Form Approved
OMB No. 2120-0020

For FAA Use Only

Office Identification

INSTRUCTIONS: Print or type all entries. See FAR 43.9, FAR 43 Appendix B, and AC 43.9-1 (or subsequent revision thereof) for instructions and disposition of this form. This report is required by law (49 U.S.C. 1421). Failure to report can result in a civil penalty not to exceed \$1,000 for each such violation (Section 901 Federal Aviation Act 1958)

1. Aircraft	Make ISRAEL AIRCRAFT INDUSTRIES LTD	Model WESTWIND 1124A
	Serial No. 368	Nationality and Registration Mark N83SG
2. Owner	Name (As shown on registration certificate) FIRST SECURITY BANK NA TRUSTEE	Address (As shown on registration certificate) 79 S. MAIN ST. SALT LAKE CITY, UT 84111-1901

3. For FAA Use Only

4. Unit Identification				5. Type	
Unit	Make	Model	Serial No.	Repair	Alteration
AIRFRAME	------(As described in item 1 above)-----			<input checked="" type="checkbox"/>	<input type="checkbox"/>
POWERPLANT				<input type="checkbox"/>	<input type="checkbox"/>
PROPELLER				<input type="checkbox"/>	<input type="checkbox"/>
APPLIANCE	Type			<input type="checkbox"/>	<input type="checkbox"/>
	Manufacturer			<input type="checkbox"/>	<input type="checkbox"/>

6. Conformity Statement

A. Agency's Name and Address ROIGWEST INC. 7035 SOPHIA AVE. VAN NUYS, CA 91406	B. Kind of Agency <input type="checkbox"/> U.S. Certified Mechanic <input type="checkbox"/> Foreign Certified Mechanic <input checked="" type="checkbox"/> Certified Repair Station <input type="checkbox"/> Manufacturer	C. Certificate No. UQRR958L
--	---	---------------------------------------

D. I certify that the repair and/or alteration made to the unit(s) identified in item 4 above and described on the reverse or attachments hereto have been made in accordance with the requirements of Part 43 of the U.S. Federal Aviation Regulations and that the information furnished herein is true and correct to the best of my knowledge.

Date 06/26/01	Signature of Authorized Individual DALE RARDIN - CHIEF INSPECTOR
-------------------------	--

7. Approval for Return to Service

Pursuant to the authority given persons specified below, the unit identified in item 4 was inspected in the manner prescribed by the Administrator of the Federal Aviation Administration and is APPROVED REJECTED

BY	<input type="checkbox"/> FAA Fit Standards Inspector	<input type="checkbox"/> Manufacturer	<input type="checkbox"/> Inspection Authorization	Other (Specify)
	<input type="checkbox"/> FAA Designee	<input checked="" type="checkbox"/> Repair Station	<input type="checkbox"/> Person Approved by Transport Canada Airworthiness Group	
Date of Approval or Rejection 06/26/01	Certificate or Designation No. UQRR958L	Signature of Authorized Individual DALE RARDIN - CHIEF INSPECTOR		

NOTICE

Weight and balance or operating limitation changes shall be entered in the appropriate aircraft record. An alteration must be compatible with all previous alterations to assure continued conformity with the applicable airworthiness requirements.

8. Description of Work Accomplished

(If more space is required, attach additional sheets. Identify with aircraft nationality and registration mark and date work completed.)

N83SG

S/N 368

WESTWIND 1124A

06/26/01

Performed a repair to frame station 22 web and supporting structure of the radar antenna.

Repaired a small crack in the web by stop drilling the crack and fabricating and installing a doubler 2.2 inches by 3.2 inches with .25 radius corners made from 2024 T-3 aluminum alloy .040 thick with AD4 rivets, eq. spacing, 6D max, 12 PL min. and .31 E.D.

Repaired avionics deck by fabricating and installing a doubler 2.0" by 14.8" with .12 radius corners made from 2024-T3 aluminum alloy, .040 thick and installed with AD4 rivets, eq. spacing, 6D max, 26 PL min. and .31 to .50 E.D.

Removed and replaced the lower bulbed "L Angle" stiffener on the lower web with -5 Tiernay extrusion P/N 10135-1003.

Removed and replaced the upper stiffener extrusion with OEM part number 313132-5. Reference Israel Aircraft Industries Ltd.'s FAA Form 8130-3 dated 12/17/00.


Removed and replaced the radar antenna support bracket assembly P/N CMA71317-501. The bracket assembly was fabricated by Dynamo Aviation in accordance with Israel Aircraft Industries DWG No. CMA71317-501. Reference Dynamo Aviation, Inc.'s Certificate of Conformance dated 6/18/01.

This repair was performed in accordance with Aeromod Engineering Inc.'s Aircraft Structural Design, Analysis and Testing Report No. RO1-R1 and Drawing No. RO1-1835, both Rev. New dated 06/26/2001. Reference FAA Form 8110-3 dated 6/26/01 for substantiation of this structural data.

Weight and balance change was found to be negligible.

END

Additional Sheets Are Attached

U.S. DEPARTMENT OF TRANSPORTATION FEDERAL AVIATION ADMINISTRATION STATEMENT OF COMPLIANCE WITH THE FEDERAL AVIATION REGULATIONS		DATE: June 26, 2001
AIRCRAFT OR AIRCRAFT COMPONENT IDENTIFICATION		
MAKE: ISRAEL AIRCRAFT INDUSTRIES, LTD.	MODEL NO. A25W 1124A	TYPE (Airplane, Rotor, Helicopter, etc.) AIRPLANE NAME OF APPLICANT: ROIGWEST, INC.
LIST OF DATA		
IDENTIFICATION AeroMod Engineering, Inc. Report No.: ROI-R1 Revision: NEW Dated: 06/26/2001	TITLE NOSE WEB REPAIR IN WESTWIND AIRCRAFT	
NOTES: 1. This FAA Form 8110-3 is executed for approval of the above listed engineering data only. 2. The subject covered by the listed data is the repair of the damaged front bulkhead. This repair constitutes a major modification of the subject airplane 3. This FAA Form 8110-3 applies to Israeli Aircraft Industries Model 1124A S/N 368 airplane only. 4. This approval indicates, that the data listed above only demonstrates compliance with the regulations specified in the paragraphs listed below as "APPLICABLE REQUIREMENTS". 5. Compliance with additional regulations not listed herein may be required. This FAA Form 8110-3 does not constitute FAA approval of all the data necessary for substitution of compliance with the necessary requirements for the entire repair.		
<div style="border: 1px solid black; padding: 5px; display: inline-block;"> STRUCTURAL APPROVAL ONLY </div>		
PURPOSE OF DATA STRUCTURAL SUBSTANTIATION IN SUPPORT OF FAA FORM 337		
APPLICABLE REQUIREMENTS (List specific sections) CAR 4b.200, 4b.201, 4b.202, 4b.301, 4b.302, 4b.303, 4b.304, 4b.305, 4b.306, 4b.359		
CERTIFICATION -Under authority vested by direction of the Administrator and in accordance with conditions and limitations of appointment under Part 183 of the Federal Aviation Regulations, data listed above and on the attached sheets numbered <u>none</u> have been examined in accordance with established procedures and found to comply with applicable requirements of the Federal Aviation Regulations.		
I (we) Therefore: <input type="checkbox"/> Recommend approval of these data <input checked="" type="checkbox"/> Approve these data		
SIGNATURE(S) OF DESIGNATED ENGINEERING REPRESENTATIVE(S)  E. A. Katinszky	DESIGNATION NUMBER(S) DETR-605278-NM	CLASSIFICATIONS STRUCTURES

7240 Hayvenhurst Ave.
Suite 240D; Van Nuys, CA 91406

Telephone: (818)994-7601 Fax: (818)994-7631

ENGINEERING REPORT

“NOSE WEB REPAIR IN WESTWIND AIRCRAFT”

REPORT NO: ROI-R1

A/C MODEL: WESTWIND 1124A

S/N: 368

Prepared by : AeroMod Engineering, Inc. Staff

Approved by: _____

Mansoor Kouchak
Mansoor Kouchak

Date: _____

6/26/2001

Date: _____

6/26/2001

REV. "NEW"


Date: June 26, 2001	AEROMOD ENGINEERING INC. Aircraft Structural Modification, Design and Testing	Report No: ROI-R1	
Prepared By: T. Saotome		Model: WESTWIND1124A	Page: 0-2
Checked By: M. Kouchak	List of Active Pages	Reference Dwg. No:ROI-1835	

LIST OF ACTIVE PAGES

SECTION	FIRST ISSUE PAGES		ADDED PAGES	
	PAGE NO.	REVISION SYMBOL	PAGE NO.	REVISION SYMBOL
0	0-1thru 0-5	NEW		
1	1-1 thru 1-3-3	NEW		

Date: June 26, 2001	AEROMOD ENGINEERING INC. Aircraft Structural Modification, Design and Testing	Report No: ROI-R1	
Prepared By: T. Saitome		Model: WESTWIND1124A	Page: 0-3
Checked By: M. Kouchak	Revisions	Reference Dwg. No:ROI-1835	

REVISIONS

REVISION SYMBOL	DESCRIPTION	DATE	APPROVAL
NEW	Initial Release	6/26/01	


PACIFIC AERO TECH
W.O. 980194



SKANDIA, INC.

FLAMMABILITY TEST REPORTS

PACIFIC AERO TECH, INC.
IAI 1124 S/N 368

1. Country UNITED STATES		2. FAA FORM 8130-3 AIRWORTHINESS APPROVAL TAG U.S. Department of Transportation Federal Aviation Administration				3. System Tracking Ref. 98092453	
4. Organization Skandia Inc. 5181 Falcon Rd. Rockford, IL 61109					5. Work Order, Contract, or Invoice Number 24077		
6. Item	7. Description	8. Part Number	9. Eligibility *	10. Quantity	11. Serial/Batch Number	12. Status/Work	
1	Seat Back	3618-1	N/A	3	N/A	Prototype	
2	Seat Bottom	3618-2	N/A	3	N/A	Prototype	
13. Remarks CONFORMITY for test articles/ tested per test plan listed below FAA PROJECT NO. SP1792CH-Q-184 FAA FORM 8120-10 LOG# N/A DATED: 9/16/98 TOP DRAWING: TP3618 NEW DATED: 9/14/98 Cushions for testing in accordance with FAR 25.853 (C)							
Limited life parts must be accompanied by maintenance history including total time/total cycles/time since new.							
14. <p>New <input type="checkbox"/></p> <p>Newly Overhauled <input type="checkbox"/></p> <p>Certifies that the new or newly overhauled part(s) identified above, except as otherwise specified in block 13 was (were) manufactured in accordance with FAA approved design data and airworthiness regulations.</p> <p>NOTE: In case of parts to be exported, the special requirements of the importing country have been met.</p>				19. <p>Return To Service In Accordance with FAR 43.9</p> <p>Certifies that the work specified in block 13 (or attached) above was carried out in accordance with FAA airworthiness regulations and in respect to the work performed the part(s) is (are) approved for return to service.</p>			
15. Signature 		16. FAA Authorization No.: DARCE155002		20. Authorized Signature		21. Certificate Number:	
17. Name (Typed or Printed): Jerome E. Larson		18. Date: 9/24/98		22. Name (Typed or Printed):		23. Date:	

FAA Form 8130-3(11-93)

* (Optional) Installer must cross check eligibility with applicable technical data.

FAA Forms 8130-3 AIRWORTHINESS APPROVAL TAG USER/INSTALLER RESPONSIBILITIES
<p>It is important to understand that the existence of this Document alone does not automatically constitute authority to install the part/component/assembly.</p> <p>Where the user/installer works in accordance with the national regulations of an Airworthiness Authority different than the Airworthiness Authority of the specified in block 1 it is essential that the user/installer ensures that his/her Airworthiness Authority accepts parts/components/assemblies from the Airworthiness Authority of the country specified in block 1.</p> <p>Statements 14 and 19 do not constitute installation certification. In all cases the aircraft maintenance record must contain an installation certification issued in accordance with the national regulation by the user/installer before the aircraft can be flown.</p> <p><i>The FAA Form 8130-3 and the JAA Form One are equivalent. Other countries such as Canada also have equivalent acceptable documents.</i></p>

FAA Form 8130-3 (11-93)

Instructions

AIRCRAFT OR AIRCRAFT COMPONENT IDENTIFICATION

MAKE IAI 368	MODEL NO. 1124	TYPE (Airplane, Radio, Helicopter, etc.) Airplane	NAME OF APPLICANT Skandia, Inc. PACIFIC AERO TECH. INC.
---------------------------	--------------------------	---	--

LIST OF DATA

IDENTIFICATION	TITLE
Work Order # 24077-98 Test ID 11580	FIREBLOCKING FLAMMABILITY TEST RESULTS REF: Skandia, Inc. Test Plan # 3618 Rev New Dated: 9/14/98 FAA Project # SP1792CH-Q-184 Dated: 9/16/98 For PN's 3618-1 AND 3618-2 DOUGLASS INTERIOR PRODUCTS LEATHER LL-3825 BOWMORE

PURPOSE OF DATA


DEMONSTRATION OF COMPLIANCE WITH MATERIAL FLAMMABILITY REQUIREMENTS

APPLICABLE REQUIREMENTS (List specific sections)

FAR 25.853 (c) Appendix F Part II Amendment 25-83
 FAR 25.853 (a) Appendix F Part I (a) (1) (ii)

CERTIFICATION - Under authority vested by direction of the Administrator and in accordance with conditions and limitations of appointment under Part 183 of the Federal Aviation Regulations, data listed above and on attached sheets numbered _____ have been examined in accordance with established procedures and found to comply with applicable requirements of the Federal Aviation Regulations.

I (We) Therefore Recommend approval of these data
 Approve these data

SIGNATURE(S) OF DESIGNATED ENGINEERING REPRESENTATIVE(S)	DESIGNATION NUMBER(S)	CLASSIFICATION(S)
 Judy Boggs	CHI-410	Structural Special

STATEMENT OF COMPLIANCE WITH THE FEDERAL AVIATION REGULATIONS

09/09/98

AIRCRAFT OR AIRCRAFT COMPONENT IDENTIFICATION

MAKE STOCK NA	MODEL NO. N/A	TYPE (Airplane, Radio, Helicopter, etc.) N/A	NAME OF APPLICANT Skandia, Inc. SKANDIA (PRODUCTS)
---------------------	------------------	---	--

LIST OF DATA

IDENTIFICATION	TITLE
Work Order # 24321-98 Test ID 11218	SKANDIA, INC.: DAX GRAPHITE/POLY FOAM, 20 ILD, LOT #09088-20
	SKANDIA, INC.: DAX GRAPHITE/POLY FOAM, 26 ILD, LOT #09088-2
	SKANDIA, INC.: DAX GRAPHITE/POLY FOAM, 47 ILD, LOT #09088-4
	SKANDIA, INC.: DAX GRAPHITE/POLY FOAM W/SCRIM, 47 ILD, LOT #09088-4S
	SKANDIA, INC.: DAX GRAPHITE/POLY FOAM, 55 ILD, LOT #09088-5
	SKANDIA, INC.: DAX GRAPHITE/POLY FOAM W/SCRIM, 55 ILD, LOT #09088-5S
	SKANDIA, INC.: DAX GRAPHITE/POLY FOAM, 90 ILD, LOT #09088-9

PURPOSE OF DATA


DEMONSTRATION OF COMPLIANCE WITH MATERIAL FLAMMABILITY REQUIREMENTS

APPLICABLE REQUIREMENTS (List specific sections)

FAR 25.853 (a) Appendix F Part I (a) (1) (ii)

CERTIFICATION - Under authority vested by direction of the Administrator and in accordance with conditions and limitations of appointment under Part 183 of the Federal Aviation Regulations, data listed above and on attached sheets numbered _____ have been examined in accordance with established procedures and found to comply with applicable requirements of the Federal Aviation Regulations.

I (We) Therefore Recommend approval of these data
 Approve these data

SIGNATURE(S) OF DESIGNATED ENGINEERING REPRESENTATIVE(S)	DESIGNATION NUMBER(S)	CLASSIFICATION(S)
	CHI-410	Structural Special
Judy Boggs		

STATEMENT OF COMPLIANCE WITH THE FEDERAL AVIATION REGULATIONS

AIRCRAFT OR AIRCRAFT COMPONENT IDENTIFICATION

MAKE STOCK NA	MODEL NO. N/A	TYPE (Airplane, Rotor, Helicopter, etc.) N/A	NAME OF APPLICANT Skandia, Inc. SKANDIA (PRODUCTS)
---------------------	------------------	--	--

LIST OF DATA

IDENTIFICATION	TITLE
Work Order # 24833-98 Test ID 11482	SKANDIA, INC.: DAX GRAPHITE/POLY FOAM, 20 ILD, LOT #09218-20
	SKANDIA, INC.: DAX GRAPHITE/POLY FOAM, 26 ILD, LOT #09218-2
	SKANDIA, INC.: DAX GRAPHITE/POLY FOAM W/SCRIM, 26 ILD, LOT #09218-2S
	SKANDIA, INC.: DAX GRAPHITE/POLY FOAM, 47 ILD, LOT #09218-4
	SKANDIA, INC.: DAX GRAPHITE/POLY FOAM, 55 ILD, LOT #09218-5
	SKANDIA, INC.: DAX GRAPHITE/POLY FOAM, 90 ILD, LOT #09218-9

PURPOSE OF DATA


DEMONSTRATION OF COMPLIANCE WITH MATERIAL FLAMMABILITY REQUIREMENTS

APPLICABLE REQUIREMENTS (List specific sections)

FAR 25.853 (a) Appendix F Part I (a) (1) (ii)

CERTIFICATION - Under authority vested by direction of the Administrator and in accordance with conditions and limitations of appointment under Part 183 of the Federal Aviation Regulations, data listed above and on attached sheets numbered _____ have been examined in accordance with established procedures and found to comply with applicable requirements of the Federal Aviation Regulations.

I (We) Therefore Recommend approval of these data
 Approve these data

SIGNATURE(S) OF DESIGNATED ENGINEERING REPRESENTATIVE(S)	DESIGNATION NUMBER(S)	CLASSIFICATION(S)
	CHI-410	Structural Special
Judy Boggs		...



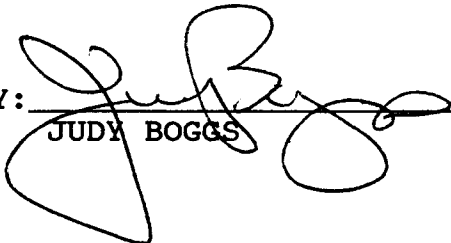
SKANDIA, Inc.

5181 Falcon Road • Rockford, Illinois 61109 • Phone 815/227-1611 • Fax 815/227-1920

PACIFIC AERO TECH, INC.
TEST PLAN #3618
REV NEW
SKANDIA WO #24077-98
IAI 1124 S/N 368

DEMONSTRATION OF COMPLIANCE OF AIRCRAFT SEAT CUSHION ASSEMBLIES TO
THE FIREBLOCKING REQUIREMENTS OF FAR 25.853 (C) AMENDMENT 25-83

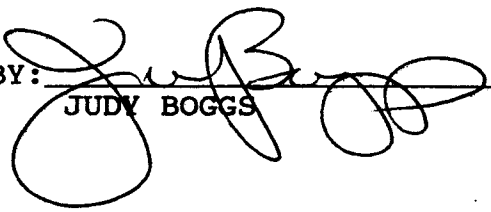
DATE:	REVISION NO.	EFFECTIVE PAGE	DESCRIPTION
09-14-98	NEW		

PREPARED BY: 
JUDY BOGGS

DATE: 9-15-98

CHECKED BY: 
DICK LAUGHLIN

DATE: 9/15/98

APPROVED BY: 
JUDY BOGGS

DATE: 9-15-98



SKANDIA, Inc.

5181 Falcon Road • Rockford, Illinois 61109 • Phone 815/227-1611 • Fax 815/227-1920

TEST PLAN 3618
REV NEW

INDEX OF PAGES

REVISION PAGE.....	1
INDEX OF PAGES.....	2
MATERIAL LIST.....	3
TEST SPECIMEN PROCEDURES/PRODUCTION PROCEDURES.....	4
TEST DRAWING (P/N 3618-1 & 3618-2).....	5
PRODUCTION DRAWING.....	6
FIREBLOCKING DATA SHEET.....	7
STRIP CHART.....	8
CALIBRATION ROUND CHART.....	9
12 SECOND VERTICALS.....	10-13
TRACEABILITY.....	14-22



SKANDIA, Inc.

5181 Falcon Road • Rockford, Illinois 61109 • Phone 815/227-1611 • Fax 815/227-1920

TEST PLAN 3618
REV NEW

MATERIAL LIST:

DRESS COVER: DOUGLASS INTERIOR PRODUCTS LEATHER LL-3825 BOWMORE

FOAM CONSTRUCTION: SKANDIA, INC. - DAX GRAPHITE/POLY 26, 47, 55,
ILD AND 1/2" DAX GRAPHITE/POLY 26 ILD W/SCRIM

ADHESIVE: 3M 1357 HIGH PERFORMANCE CONTACT ADHESIVE

VELCRO: SKANDIA, INC. SBGE1.00H SEW BEIGE 1" HOOK AND
SBGE1.00L SEW BEIGE 1" LOOP



SKANDIA, Inc.

5181 Falcon Road • Rockford, Illinois 61109 • Phone 815/227-1611 • Fax 815/227-1920

TEST PLAN 3618
REV NEW

TEST CUSHIONS:

Repeated tests by this facility have shown that inclusion of velcro on the test cushion only has no impact on the cushion's ability to pass or fail the burn test, therefore on the test cushion dress covers only, the velcro will be eliminated and the remaining seam will be machine stitched closed.

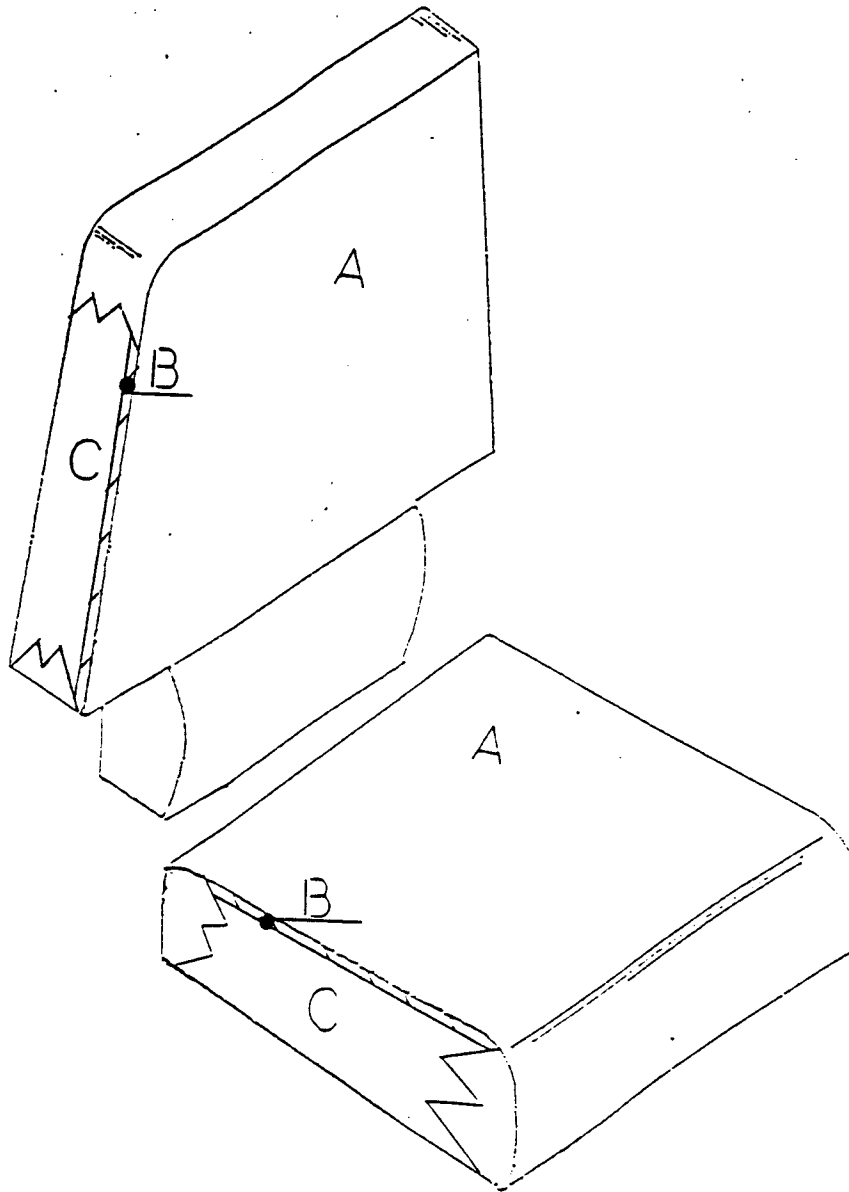
TEST NO. 1 P/N 3618-1 & 3618-2

Test cushion dress covers are fabricated using Douglass Interior Products Leather Bowmore LL-3825. Test cushions are fabricated with Skandia, Inc. DAX Graphite/Poly 26 ILD, which qualifies the same foam of a higher density. All foam cushion assembly components are bonded with 3M 1357 High Performance Contact Adhesive. Additionally, test cushions have a 1/2" layer of Skandia, Inc. DAX /Graphite Poly 26 ILD w/scrim quilted to dress cover on the seating surfaces only. Test cushion dresscovers are sewn to fit and pulled over and around cushion assembly with the remaining seam machine stitched closed.

PRODUCTION CUSHIONS:

5 PAX SEATS AND 3 PL DIVAN

Production cushion dress covers are fabricated using Douglass Interior Products Leather Bowmore LL-3825. Production cushions are fabricated using a combination of different densities of Skandia DAX Graphite/Poly foam with 26 ILD being the lowest density used. All foam cushion assembly components are bonded with 3M 1357 High Performance Contact Adhesive. Additionally, production cushions have a 1/2" layer of Skandia, Inc. DAX /Graphite Poly 26 ILD w/scrim quilted to dress cover on the seating surfaces only. Dress cover is pulled over and around cushion assembly with the remaining seam velcroed closed.



- A. DRESS COVER: DOUGLASS INTERIOR PRODUCTS LEATHER LL-3825 BOWMORE
- B. PADDING: A 1/2" LAYER OF SKANDIA, INC. DAX GRAPHITE/POLY 26 ILD W/ SCRIM QUILTED TO DRESS COVER ON SEATING SURFACES ONLY
- C. FOAM CONSTRUCTION: COMBINATION OF DIFFERENT DENSITIES OF SKANDIA, INC. DAX GRAPHITE/POLY WITH 26 ILD BEING THE LOWEST DENSITY USED

PRODUCTION CUSHIONS
TYPICAL ALL
TEST PLAN #3618
REV NEW
WO# 24077-98
DATED: 09-14-98
IAI 1124
S/N 368

ALL FOAM CUSHION COMPONENTS ARE BONDED WITH 3M 1357 HIGH PERFORMANCE CONTACT ADHESIVE.

PAGE: 6



SKANDIA, Inc.

5181 Falcon Road • Rockford, Illinois 61109 • Phone 815/227-1611 • Fax 815/227-1920

Client : PACIFIC AERO TECH, INC.
Date : 09/24/98
Client P.O. #: A2349
Aircraft: IAI 1124
Test Plan #: 3618
Skandia WO #: 24077-98

S/N: 368

FIREBLOCKING FLAMMABILITY TEST RESULTS

FAR 25.853 (c) Appendix F Part II Amendment 25-83

Conditioning Room: Time In: 09/22/98

Time Out: 09/24/98

	Part Number	Specimen	Burn Length (Inches)			Weight Loss	
			VERT	HORIZ-T	HORIZ-B	(LBS.)	(%)
#1	3618-1	LEATHER	2.0				
	3618-2	LEATHER		5.3	2.5	0.28	4.3
#2	3618-1	LEATHER	2.9				
	3618-2	LEATHER		6.1	2.5	0.31	4.7
#3	3618-1	LEATHER	2.4				
	3618-2	LEATHER		5.7	2.2	0.30	4.6
AVERAGE:			2.4	5.7	2.4	0.30	4.5

Materials:


Dress Cover: DOUGLASS INTERIOR PRODUCTS LEATHER LL-3825 BOWMORE

Foam: SKANDIA, INC. DAX GRAPHITE/POLY 26 ILD

Other: SKANDIA, INC. DAX GRAPHITE/POLY 26 ILD W/SCRIM 1/2"

Comments:

Passed: YES NO

Signed: 
Judy Roggs

TP 3618

PN 3618-1

11-2

W07# 24077-98

- 6.58 LB
- 6.58 LB
- 6.58 LB ✓
- 6.50 LB
- 6.38 LB
- 6.33 LB
- 6.32 LB
- 6.31 LB
- 6.30 LB
- 6.30 LB ✓

BURN LENGTH

VERT = 2.0
 HORZ-T = 5.3
 HORZ-B = 2.5
 WT.LOSS LBS. = _____
 WT LOSS % = _____

- 6.55 LB
- 6.55 LB
- 6.55 LB ✓
- 6.47 LB
- 6.33 LB
- 6.27 LB
- 6.26 LB
- 6.26 LB
- 6.25 LB
- 6.24 LB ✓

BURN LENGTH

VERT = 2.9
 HORZ-T = 2.1
 HORZ-B = 2.5
 WT.LOSS LBS. = _____
 WT LOSS % = _____

- 6.55 LB
- 6.55 LB
- 6.55 LB ✓
- 6.45 LB
- 6.33 LB
- 6.29 LB
- 6.28 LB
- 6.27 LB
- 6.26 LB
- 6.25 LB ✓

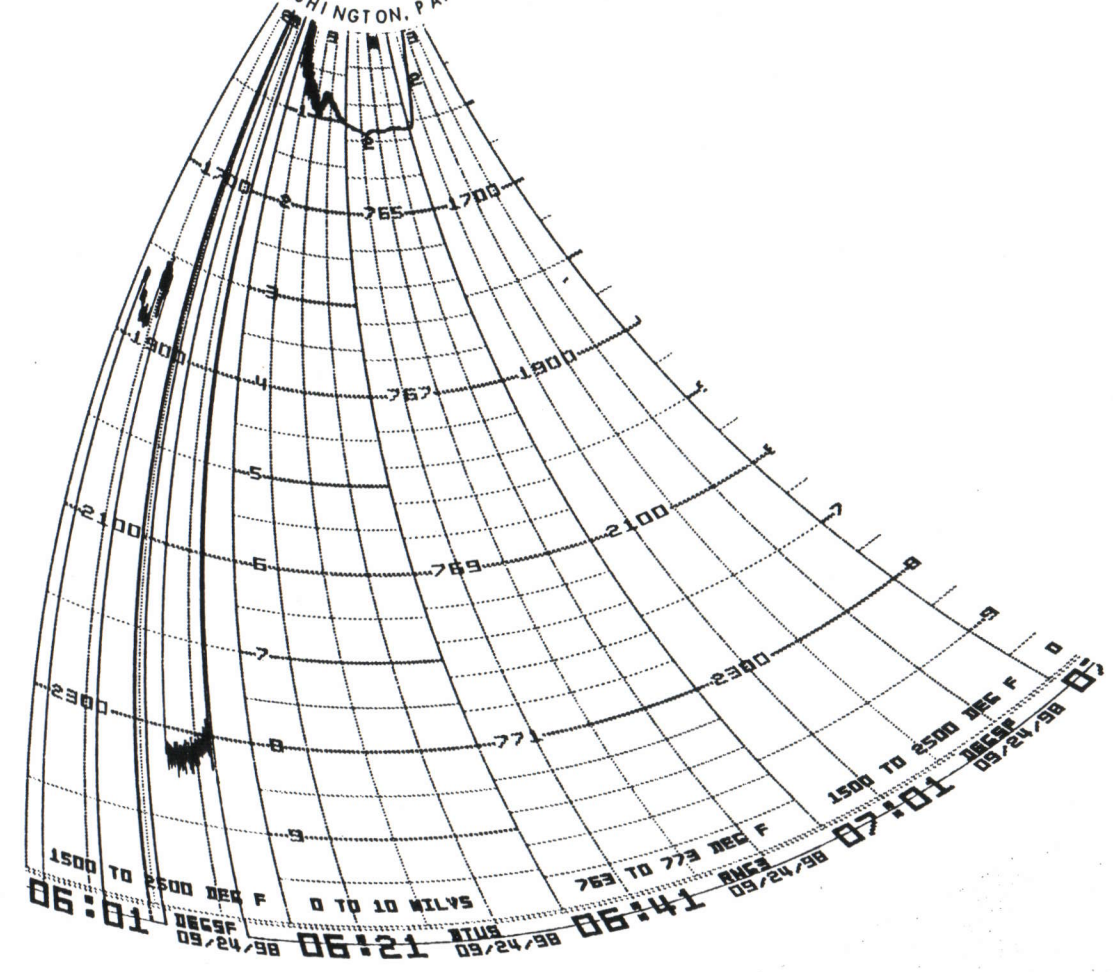
BURN LENGTH

VERT = 2.4
 HORZ-T = 5.7
 HORZ-B = 2.2
 WT.LOSS LBS. = _____
 WT LOSS % = _____

FT. WASHINGTON, PA. U.S.A.

Line

1877





SKANDIA, Inc.

5181 Falcon Road • Rockford, Illinois 61109 • Phone 815/227-1611 • Fax 815/227-1920

Client:
PACIFIC AERO TECH, INC.
4380 AGAR DRIVE
VANCOUVER INTL AIRPORT
RICHMOND BC V7B 1A3

WO #: 24077-98
Date: 09/04/98
Test Plan #: 3618
PO #: A2349

Aircraft:
IAI 1124

S/N:
368

VERTICAL FLAMMABILITY TEST RESULTS

FAR 25.853 (a) Appendix F Part I (a) (1) (ii)

Conditioning Room: Time In: 09/03/98 9:00 AM Time Out: 09/04/98 1:00 PM

Specimen Desc.: DOUGLASS INTERIOR PRODUCTS LEATHER LL-3825 BOWMORE


Flame Application (seconds)	Flame Time (seconds)	Burn Length (inches)	Drippings (seconds)
12	0.0	0.4	0.0
12	0.0	0.3	0.0
12	0.0	0.4	0.0
Average:	0.0	0.4	0.0

Comments:

Vertical (12 sec.) Burn Test: Average Self-Extinguish time may not exceed 15 sec. Average Burn Length may not exceed 8". Average Dripping may not exceed 5 sec. after falling.

Passed:

Failed :

Signed: 
Judy Boggs



SKANDIA, Inc.

5181 Falcon Road • Rockford, Illinois 61109 • Phone 815/227-1611 • Fax 815/227-1920

Client:
SKANDIA (PRODUCTS)

WO #: 24321-98
Date: 09/09/98
Test Plan #:
PO #:

Aircraft:
STOCK

S/N:
NA

VERTICAL FLAMMABILITY TEST RESULTS

FAR 25.853 (a) Appendix F Part I (a) (1) (ii)

Conditioning Room: Time In: 09/08/98 9:00AM Time Out: 09/09/98 10:00AM

Specimen Desc.: SKANDIA, INC.: DAX GRAPHITE/POLY FOAM, 1/2", 26 ILD, LOT #09088-2

Flame Application (seconds)	Flame Time (seconds)	Burn Length (inches)	Drippings (seconds)
12	0.0	2.1	0.0
12	0.0	2.4	0.0
12	0.0	2.3	0.0
Average:	0.0	2.3	0.0

Comments:

Vertical (12 sec.) Burn Test: Average Self-Extinguish time may not exceed 15 sec. Average Burn Length may not exceed 8". Average Dripping may not exceed 5 sec. after falling.

Passed:

Failed :

Signed: _____

Judy Boggs

ERT12NW-12133



SKANDIA, Inc.

5181 Falcon Road • Rockford, Illinois 61109 • Phone 815/227-1611 • Fax 815/227-1920

Client:
SKANDIA (PRODUCTS)

WO #: 24833-98
Date: 09/22/98
Test Plan #:
PO #:

Aircraft:
STOCK

S/N:
NA

VERTICAL FLAMMABILITY TEST RESULTS

FAR 25.853 (a) Appendix F Part I (a) (1) (ii)

Conditioning Room: Time In: 09/21/98 10:30AM Time Out: 09/22/98 10:30AM

Specimen Desc.: SKANDIA, INC.: DAX GRAPHITE/POLY FOAM, 26 ILD, 1/2", LOT #09218-2

Flame Application (seconds)	Flame Time (seconds)	Burn Length (inches)	Drippings (seconds)
12	0.0	2.5	0.0
12	0.0	2.1	0.0
12	0.0	2.2	0.0
Average:	0.0	2.3	0.0

Comments:

Vertical (12 sec.) Burn Test: Average Self-Extinguish time may not exceed 15 sec. Average Burn Length may not exceed 8". Average Dripping may not exceed 5 sec. after falling.

Passed:

Failed :

Signed:

Judy Boggs

ERT12NW-12379



SKANDIA, Inc.

5181 Falcon Road • Rockford, Illinois 61109 • Phone 815/227-1611 • Fax 815/227-1920

Client:
SKANDIA (PRODUCTS)

WO #: 24833-98
Date: 09/22/98
Test Plan #:
PO #:

Aircraft:
STOCK

S/N:
NA

VERTICAL FLAMMABILITY TEST RESULTS

FAR 25.853 (a) Appendix F Part I (a) (1) (ii)

Conditioning Room: Time In: 09/21/98 10:30AM Time Out: 09/22/98 10:30AM

Specimen Desc.: SKANDIA, INC.: DAX GRAPHITE/POLY FOAM W/SCREEN, 26 ILD, 1/2", LOT #09218-2S

Flame Application (seconds)	Flame Time (seconds)	Burn Length (inches)	Drippings (seconds)
12	0.0	2.6	0.0
12	0.0	2.8	0.0
12	0.0	2.0	0.0
Average:	0.0	2.5	0.0

Comments:

Vertical (12 sec.) Burn Test: Average Self-Extinguish time may not exceed 15 sec. Average Burn Length may not exceed 8". Average Dripping may not exceed 5 sec. after falling.

Passed:

Failed :

Signed:

Judy Boggs

RT12NW-12383

SHIP TO EXECUTIVE AIRCRAFT SERVICES
 4380 AGAR DRIVE
 RICHMOND, B.C.
 CANADA V7B 1A3

DOUGLASS INTERIOR PRODUCTS, INC.

2000 - 124th AVENUE N.E. • BELLEVUE, WA 98005
 425-455-2120 • 800-722-7272 • FAX: 425-451-4779

SALES ORDER NO. 40762


PAGE 14

WELD TO EXECUTIVE AIRCRAFT SERVICES
 4380 AGAR DRIVE
 RICHMOND, B.C.
 CANADA V7B 1A3

PURCHASE ORDER NUMBER			ORDER DATE	SHIP VIA	SHIPPING TERMS		SHIPPING DATE		
A2294			8/11/98	BURLINGTON 2 DAY	3RD PARTY		8/12/98		
NO. OF PACKAGES	PACKAGING TYPE	WEIGHT	ITEM DESCRIPTION			QUANTITY ORDERED	UNIT	QUANTITY SHIPPED	QUANTITY BO
			LL-3825 BOWMORE LEATHER			495.00	SF		
1	BOX	86	TOTAL 9 Hides			TOTAL 495.00	SF	538.00	
REMARKS <p>(Only Large hides available)</p>									

PACKING LIST

SEP-15-98 10:08 AM PACIFIC AERO 00420 (0334



SKANDIA, Inc.

F.A.A. C.R.S. FV5R871M

5181 Falcon Road • Rockford, Illinois 61109 • Phone 815/227-1611 • Fax 815/227-1920

PICKING SHEET

WAREHOUSE: 002 SKANDIA NORTH

ORDER DATE: 06/25/98

ORDER NUMBER: 0021837

CUSTOMER NO: 0001095

SOLD TO:

KAISER CUSTOM FURNISHING LTD
4400 AGAR DRIVE

SHIP TO:

KAISER CUSTOM FURNISHING LTD
4400 AGAR DRIVE

RICHMOND BC V7B1A3

CONFIRM TO: WALTER KAISER

PHONE: (604) 278-1421

RICHMOND

BC V7B1A3

CUSTOMER P.O.	SHIP VIA	WEIGHT	TERMS
A.W.T.	UPS	00025	NET 30 1.5% LATE CHARGE

DESCRIPTION	ITEM NO.	UNIT	ORDERED	SHIPPED	BACK ORD
DAX 26 2"X24"X72" F/R FOAM	DAX262.0	EACH	2	2	0 06118-2
DAX 55 2"X24"X72" F/R FOAM	DAX552.0	EACH	2	2	0 06098-5

*On there
Account*

SHIPPED JUN 25 1998

ALL DISCREPANCIES WITH SHIPMENTS MUST BE REPORTED TO SKANDIA, INC. WITHIN 48 HOURS OF RECEIPT!!



SKANDIA, Inc.

PAGE: 1

5181 Falcon Road • Rockford, Illinois 61109 • Phone 815/227-1611 • Fax 815/227-1920

PICKING SHEET

WAREHOUSE: 002 SKANDIA NORTH

ORDER DATE: 08/20/98

ORDER NUMBER: 0023692

CUSTOMER NO: 0001095

SOLD TO:
KAISER CUSTOM FURNISHING LTD
4520 AGAR DRIVE

SHIP TO:
KAISER CUSTOM FURNISHING LTD
4520 AGAR DRIVE

RICHMOND BC V7B1A3
CONFIRM TO: WALTER KAISER
PHONE: (604) 278-1421

RICHMOND BC V7B1A3

CUSTOMER P.O.	SHIP VIA	WEIGHT	TERMS
WALTER-N368MD	FED2	00004	NET 30 1.5% LATE CHARGE

LOCATION	ITEM NO.	UNIT	ORDERED	SHIPPED	BACK ORD
	SBGE1.00H SEW BEIGE 1" HOOK	EACH	3	<u>3</u>	0 08078-HL
	SBGE1.00L SEW BEIGE 1" LOOP	EACH	3	<u>3</u>	0 11047-HL

426215530418

SHIPPED AUG 20 1998

Penta

RECEIVED AUG 26 1998

426215530418

426215530418

*Freight * 38.80*

***ALL DISCREPANCIES WITH SHIPMENTS MUST BE REPORTED TO SKANDIA, INC. WITHIN 48 HOURS OF RECEIPT!!**

2 SKANDIA INC
5181 FALCON RD
ROCKFORD

IL

61109

**YOUR PURCHASE
ORDER NUMBER**

6549

ITEMS ORDERED 2

MCMaster-CARR SUPPLY COMPANY
600 COUNTY LINE ROAD
ELMHURST IL 60126-2081

IF THERE ARE ANY QUESTIONS ABOUT THIS
SHIPMENT CONTACT OUR SALES DEPARTMENT
(630)833-0300

PAGE

1 OF 1

MCM NUMBER

1088239-01

WAREHOUSE LOCATION	MCMaster CARR PART NUMBER	FILL QUANTITY	ITEM DESCRIPTION	YOUR LINE	YOU ORDERED	WE SHIPPED
1-128-03 02	75425 A66	6 EA	3M CONTACT ADHESIVE SCOTCH GRIP, #1357, 1-QT CAN LABEL D PACK= CO	1 12 BHZ	6 EA	6
1-122-02 05	7907 A3	5 PK	FLINTS FOR STANDARD SINGLE-FLINT GAS-TORCH LIGHTER PKG= 5 EA/PK BHZ	2	5 PK	5
<i>Rec'd 4-21-98</i>						

MCMaster-CARR PART NUMBER

MATERIAL SAFETY
DATA SHEET**3M**

No: 1655

MSDS: SCOTCH-GRIP (TM) 1357 High Performance Contact Adhesive
DECEMBER 21, 1995

PAGE: 2 of 6

3. FIRE AND EXPLOSION HAZARD DATA (continued)

AUTOIGNITION TEMPERATURE: ... N/D

EXTINGUISHING MEDIA:

Carbon dioxide, Dry chemical, Foam

SPECIAL FIRE FIGHTING PROCEDURES:

Wear full protective clothing, including helmet, self-contained, positive pressure or pressure demand breathing apparatus, bunker coat and pants, bands around arms, waist and legs, face mask, and protective covering for exposed areas of the head.

UNUSUAL FIRE AND EXPLOSION HAZARDS:

Closed containers exposed to heat from fire may build pressure and explode. Vapors may travel long distances along the ground or floor to an ignition source and flash back.

NFPA HAZARD CODES: HEALTH: 2 FIRE: 3 REACTIVITY: 0

UNUSUAL REACTION HAZARD: none

4. REACTIVITY DATA

STABILITY: Stable

INCOMPATIBILITY - MATERIALS TO AVOID:

Strong Oxidizing Agents.

HAZARDOUS POLYMERIZATION: Will Not Occur

HAZARDOUS DECOMPOSITION PRODUCTS:

Carbon Monoxide and Carbon Dioxide, Hydrogen Chloride, Aldehydes, Ketones, Hydrocarbons.

5. ENVIRONMENTAL INFORMATION**SPILL RESPONSE:**

Refer to other sections of this MSDS for information regarding physical and health hazards, respiratory protection, ventilation, and personal protective equipment. In the U.S.A., call (612) 733-1110 or (612) 733-6100 for 24-hour spill assistance. Ventilate area. Extinguish all ignition sources. Cover with absorbent material. Collect using non-sparking tools. Place in a U.S. DOT-approved container.

RECOMMENDED DISPOSAL:

Incinerate in a permitted hazardous waste incinerator in the presence of a combustible material. Dispose of waste product in a facility permitted to accept chemical waste.

ENVIRONMENTAL DATA:

Not determined.

REGULATORY INFORMATION:

Since regulations vary, consult applicable regulations or authorities before disposal. U.S. EPA Hazardous Waste Number = D001 (Ignitable)

EPCRA HAZARD CLASS:

FIRE HAZARD: Yes PRESSURE: No REACTIVITY: No ACUTE: Yes CHRONIC: Yes

Abbreviations: N/D - Not Determined N/A - Not Applicable

Invoice In Box FACTURE EN BOITE Material Transfer MATIERE TRANSPORTEE Return Order COMMANDE RETOURNEE **X**

PACKING LIST

Invoice No./N° DE FACTURE

S O L D U T O A	PACIFIC AERO TECH INC 4380 AGAR DR RICHMOND BC V7B 1A3 CANADA		SHIP DATE / EXPEDIER LE 06/25/98	TIME / HEURE 12:55:15	PAGE 1	TRANSACTION NUMBER N° DE TRANSACTION 87C98563
			SHIP DATE / EXPEDIER LE 06/25/98	SHIP VIA / EXPEDIER PAR PICK UP		
Aviall Canada LTD. VANCOUVER INTL A/P RICHMOND, BC V7B 1C1		BR. NO. 87	SPECIAL INSTRUCTIONS INSTRUCTIONS SPECIALES		TERMS / APPLICATION NET 30	
		87C98563	CUSTOMER ORDER NO. N° DE COMMANDE A2116		CUSTOMER NO. N° DU CLIENT 03581200	TAX EXEMPT EXEMPT DE TAXE NO
					SALESMAN NO. 20240	
PACIFIC AERO TECH INC 4380 AGAR DR RICHMOND BC V7B 1A3 CANADA		No 1 15 5 2				
FACTURE/INVOICE ENCLOSED						

INFO CODE	PART NUMBER N° DE PIÈCE	QUANTITY SHIPPED QUANTITE EXPÉDIÉE	UNIT PRICE N° UNITÉ	QUANTITY ORDERED QUANTITÉ COMMANDEE	QUANTITY B/O QUANTITÉ COMME. EN SOUF.	DESCRIPTION	UNIT PRICE EACH PRIX UNITAIRE CHAQUE	EXTENDED PRICE PRIX REPORTÉ
1Q	LWSA601		PK	10	10	6CELL LAMP	2.050	.00
15	MS28778-2 64317	10	EA	10		O RING	1.130	11.30
2L	TY24M		PK	1	1	1000 TYRAP	44.780	.00
2L	TY25M 41076	2	PK	1		1000 TYRAP	57.720	57.72
28	MS21061L06		HU	30	30	NUT	.408	.00
28	MS21061L08 4047	25	HU	25		NUT	.446	11.15
28	MS21069L06		HU	100	100	NUT	.256	.00
28	MS21069L08 41076	50	HU	50		+++NUT	.211	10.55
32	EC1300LQT	2		2		ADHESIVE	22.610	45.22
32	EC1357QT	2		2		OLIVE ADHS	19.670	39.34
	XXXXXX						01 3 UN 133	
							01 3 UN 133	

I HEREBY CERTIFY THAT THE AIRCRAFT PARTS, APPLIANCES AND/OR AIRCRAFT MATERIALS DESCRIBED HEREON WERE ACQUIRED FROM A SOURCE OF SUPPLY THAT IS CONSISTENT WITH THE CONDITIONS UNDER WHICH THE DEPARTMENT OF TRANSPORT DISTRIBUTOR APPROVAL NUMBER 126-93 HAS BEEN GRANTED. JE CERTIFIE PAR LA PRÉSENTE QUE LES PIÈCES APPAREILS ET/OU MATÉRIEL D'AVIONS DÉCRITS CI-DESSUS ONT ÉTÉ ACQUIS D'UNE SOURCE D'APPROUVISSEMENT CONSISTANTE AVEC LES CONDITIONS SOUS LESQUELLES L'APPROBATION DU DISTRIBUTEUR DU DÉPARTEMENT DU TRANSPORT N° 126-93 ONT ÉTÉ REÇUES.


DATE 6/25/98 SIGNED [Signature] G.S.T. REG. NO. R121506208

SUB TOTAL / SOUS-TOTAL 175.28	CONE DEPOSIT / DÉPÔT DE BASE	FED. INCISE TAX / D.S.T./T.P.S. 12.27	STATE EXCISE TAX	STATE TAX / P.S.T./T.N.P. .00	SUB TOTAL LESS SHIPPING SOUS TOTAL MOINS EXPÉDITION	187.55
TRANSIT TAX	COUNTY TAX	CITY TAX	SHIPPING CHARGES CHARGES D'EXPÉDITION	TOTAL		187.55

SKANDIA FLAMMABILITY PICKING LIST FOR
TEST CUSHION FABRICATION MATERIALS

9-22-98 VC

MATERIAL/SIZE	QUANTITY	LOT #	PICKED BY	INSP. BY	MATERIAL/SIZE	QUANTITY	LOT #	PICKED BY	INSP. BY
DAX BURN BLOCK BACKS					DAX BURN BLOCK BOTTOMS				
DAX 251.0X25					DAX252.0X20				
DAX 25 1" X 18" X 25"					DAX 25 2" X 18" X 20"				
DAX 26.5X25					DAX 26.5X20				
DAX 26 .5" X 18" X 25"					DAX 26 .5" X 18" X 20"				
DAX 26.75X25					DAX26.75X20				
DAX 26 .75" X 18" X 25"	6	09218-2VC		JG	DAX 26 .75" X 18" X 20"				
DAX 261.0X25					DAX261.0X20				
DAX 1" X 18" X 25"					DAX 26 1" X 18" X 20"				
DAX 26 W/SCRIM					DAX261.75X20				
.5" X 18" X 25"	3		VC	JG	DAX 26 1.75" X 18" X 20"	6	09088-2VC		JG
DAX 47 .5" X 18" X 25"					DAX262.0X20				
DAX 47 .75" X 18" X 25"					DAX 26 2" X 18" X 20"				
DAX 47 1" X 18" X 25"					DAX 26 W/SCRIM				
DAX 47 W/SCRIM					.5" X 18" X 20"	3		VC	JG
X 18" X 25"					DAX 47 .5" X 18" X 20"				
DAX 55 .5" X 18" X 25"					DAX 47 .75" X 18" X 20"				
DAX 55 .75" X 18" X 25"					DAX 47 1" X 18" X 20"				
DAX 55 1" X 18" X 25"					DAX 47 2" X 18" X 20"				
DAX 55 W/SCRIM					DAX 47 W/SCRIM				
5" X 18" X 25"					.5" X 18" X 20"				
ADDITIONAL FABRICATING MATERIALS					DAX 55 .5" X 18" X 20"				
SKANDIA NOMEX BATTING					DAX 55 .75" X 18" X 20"				
SKANDIA MUSLIN					DAX 55 1" X 18" X 20"				
ROYALITE					DAX 55 2" X 18" X 20"				
.093" X 18" X 25"					DAX 55 W/SCRIM				
ROYALITE					.5" X 18" X 20"				
.093" X 18" X 20"					OTHER				
69 NYLON THREAD	X		VC	JG	3M 1357 HIGH			VC	JG
RO					PERFORMANCE CONTACT	X			
					ADHESIVE				



SKANDIA, Inc.

5181 Falcon Road • Rockford, Illinois 61109 • Phone 815/227-1611 • Fax 815/227-1920

Client:
DOUGLASS INTERIOR PRODUCTS
2000 - 124TH AVENUE NE
BELLEVUE WA 98005

No 11703

WO #: 22662-98
Date: 07/23/98
Test Plan #:
PO #: 11333

Aircraft:
STOCK

S/N:
NA

VERTICAL FLAMMABILITY TEST RESULTS

FAR 25.853 (a) Appendix F Part I (a) (1) (ii)

Conditioning Room: Time In: 07/22/98 11:00AM Time Out: 07/23/98 11:45AM

Specimen Desc.: DOUGLASS INTERIOR PRODUCTS: LEATHER, LL3825, BOWMORE, D/L 17742, REF #11288


Flame Application (seconds)	Flame Time (seconds)	Burn Length (inches)	Drippings (seconds)
12	0.0	0.4	0.0
12	0.0	0.5	0.0
12	0.0	0.7	0.0
Average:	0.0	0.5	0.0

Comments:

Vertical (12 sec.) Burn Test: Average Self-Extinguish time may not exceed 15 sec. Average Burn Length may not exceed 8". Average Dripping may not exceed 5 sec. after falling.

Passed:

Failed :

Signed: 
Judy Boggs

U.S. DEPARTMENT OF TRANSPORTATION FEDERAL AVIATION ADMINISTRATION STATEMENT OF COMPLIANCE WITH THE FEDERAL AVIATION REGULATIONS	DATE 07/23/98
--	------------------

AIRCRAFT OR AIRCRAFT COMPONENT IDENTIFICATION			
MAKE STOCK NA	MODEL NO. N/A	TYPE (Airplane, Rado, Helicopter, etc.) N/A	NAME OF APPLICANT Skandia, Inc. DOUGLASS INTERIOR PRODUCTS


LIST OF DATA	
IDENTIFICATION	TITLE
Work Order # 22662-98 Test ID 10412	DOUGLASS INTERIOR PRODUCTS: LEATHER, LL3825, BOWMORE, D/L 17742


PURPOSE OF DATA DEMONSTRATION OF COMPLIANCE WITH MATERIAL FLAMMABILITY REQUIREMENTS

APPLICABLE REQUIREMENTS (List specific sections) FAR 25.853 (a) Appendix F Part I (a) (1) (ii)

CERTIFICATION - Under authority vested by direction of the Administrator and in accordance with conditions and limitations of appointment under Part 183 of the Federal Aviation Regulations, data listed above and on attached sheets numbered _____ have been examined in accordance with established procedures and found to comply with applicable requirements of the Federal Aviation Regulations.

I (We) Therefore Recommend approval of these data
 Approve these data

SIGNATURE(S) OF DESIGNATED ENGINEERING REPRESENTATIVE(S)	DESIGNATION NUMBER(S)	CLASSIFICATION(S)
 Judy Boggs	CHI-410	Structural Special



SKANDIA, Inc.

5181 Falcon Road • Rockford, Illinois 61109 • Phone 815/227-1611 • Fax 815/227-1920

Client:
DOUGLASS INTERIOR PRODUCTS
2000 - 124TH AVENUE NE
BELLEVUE WA 98005

No 11703

WO #: 21617-98
Date: 06/22/98
Test Plan #:
PO #: 11248

Aircraft:
STOCK

S/N:
NA

VERTICAL FLAMMABILITY TEST RESULTS

FAR 25.853 (a) Appendix F Part I (a) (1) (ii)

Conditioning Room: Time In: 06/19/98

Time Out: 06/22/98

Specimen Desc.: DOUGLASS INTERIOR PRODUCTS: SHEEPSKIN, PEPPER, D/L 11228, REF.#04704


Flame Application (seconds)	Flame Time (seconds)	Burn Length (inches)	Drippings (seconds)
12	0.0	0.2	0.0
12	1.1	0.2	0.0
12	1.3	0.0	0.0
Average:	0.8	0.1	0.0

Comments:

Vertical (12 sec.) Burn Test: Average Self-Extinguish time may not exceed 15 sec. Average Burn Length may not exceed 8". Average Dripping may not exceed 5 sec. after falling.

Passed:

Failed :

Signed: 
Tim Theden

AIRCRAFT OR AIRCRAFT COMPONENT IDENTIFICATION			
MAKE STOCK NA	MODEL NO. N/A	TYPE (Airplane, Radio, Helicopter, etc.) N/A	NAME OF APPLICANT Skandia, Inc. DOUGLASS INTERIOR PRODUCTS


LIST OF DATA	
IDENTIFICATION	TITLE
Work Order # 21617-98 Test ID 9819	DOUGLASS INTERIOR PRODUCTS: SHEEPSKIN, PEPPER, D/L 11228 No 11228

PURPOSE OF DATA
DEMONSTRATION OF COMPLIANCE WITH MATERIAL FLAMMABILITY REQUIREMENTS

APPLICABLE REQUIREMENTS (List specific sections)
FAR 25.853 (a) Appendix F Part I (a) (1) (ii)

CERTIFICATION - Under authority vested by direction of the Administrator and in accordance with conditions and limitations of appointment under Part 183 of the Federal Aviation Regulations, data listed above and on attached sheets numbered _____ have been examined in accordance with established procedures and found to comply with applicable requirements of the Federal Aviation Regulations.

I (We) Therefore Recommend approval of these data
 Approve these data

SIGNATURE(S) OF DESIGNATED ENGINEERING REPRESENTATIVE(S)	DESIGNATION NUMBER(S)	CLASSIFICATION(S)
	CHI-216	Structural Special
Tim Theden		



FAX TRANSMITTAL SHEET

GRN 11759
980198-1
A2293

DOUGLASS INTERIOR PRODUCTS, INC.
2000-124TH AVENUE N.E.
BELLEVUE, WA 98005

TELEPHONE NO: 425-455-2120

1-800-722-7272

FAX NO: 425-451-4779

To: Ken - Pacific Aerotech	From: Laura Liles
Fax: 604-273-4661	Pages: 3
Phone:	Date: 09/04/98
Re: Burn Tests for Finesse-J1DE Gelato	CC:

Urgent For Review Please Comment Please Reply Please Recycle

Per your request, here are the burn tests for the Finesse-J1DE Gelato fabric ordered on your P.O. #A2293.

If we can be of further assistance, please let us know.

Regards,

Laura Liles
Customer Service



Attn: Laura
SKANDIA, Inc.

3181 Falcon Road • Rockford, Illinois 61109 • Phone 815/227-1611 • Fax 815/227-1920

Client:
MAJILITE CORP
1530 BROADWAY RD.
DRACUT MA 01826

WO #: 23859-98
Date: 08/27/98
Test Plan #:
PO #: 98-1436

Aircraft:
STOCK

S/N:
NA

VERTICAL FLAMMABILITY TEST RESULTS

FAR 25.853 (a) Appendix F Part I (a) (1) (ii)

Conditioning Room: Time In: 08/26/98 9:00AM Time Out: 08/27/98 9:45AM

Specimen Desc.: MAJILITE CORPORATION: NOVASUEDE, T3D7W, GELATO, D/L 98-1436

Flame Application (seconds)	Flame Time (seconds)	Burn Length (inches)	Drippings (seconds)
12	0.0	3.8	0.0
12	0.0	4.2	0.0
12	0.0	3.7	0.0
Average:	0.0	3.9	0.0

Comments:

Vertical (12 sec.) Burn Test: Average Self-Extinguish time may not exceed 15 sec. Average Burn Length may not exceed 8". Average Dripping may not exceed 5 sec. after falling.

Passed:


Failed:

Signed:


Judy Boggs

VERT12NW-11892

0152271928

U.S. DEPARTMENT OF TRANSPORTATION FEDERAL AVIATION ADMINISTRATION STATEMENT OF COMPLIANCE WITH THE FEDERAL AVIATION REGULATIONS		DATE 08/27/98	
AIRCRAFT OR AIRCRAFT COMPONENT IDENTIFICATION			
NAME STOCK NA	MODEL NO. N/A	TYPE (Airplane, Rotor, Helicopter, etc.) N/A	NAME OF APPLICANT MAJILITE CORP. MAJILITE CORP
LIST OF DATA			
IDENTIFICATION	TITLE		
Work Order # 23859-98 Test ID 10999	MAJILITE CORPORATION: NOVASUEDE, T3D7W, GELATO, D/L 98-1436		
PURPOSE OF DATA DEMONSTRATION OF COMPLIANCE WITH MATERIAL FLAMMABILITY REQUIREMENTS			
APPLICABLE REQUIREMENTS (List specific sections) FAR 25.853 (a) Appendix F Part I (a) (1) (ii)			
CERTIFICATION - Under authority vested by direction of the Administrator and in accordance with conditions and limitations of appointment under Part 183 of the Federal Aviation Regulations, data listed above and on attached sheets numbered _____ have been examined in accordance with established procedures and found to comply with applicable requirements of the Federal Aviation Regulations. I (We) Therefore <input checked="" type="checkbox"/> Recommend approval of these data <input type="checkbox"/> Approve these data			
SIGNATURE(S) OF DESIGNATED ENGINEERING REPRESENTATIVE(S)	DESIGNATION NUMBER(S)	CLASSIFICATION(S)	
 Judy Boggs	GELATO	Structural Special	

1. United States		<h1>FAA FORM 8130-3</h1> <h2>AIRWORTHINESS APPROVAL TAG</h2> <p>U. S. Department of Transportation Federal Aviation Administration</p>				3. System Tracking R 28920 o. ✓	
4. Organization Aircraft Belts, Inc. 2000 Anders Ln., Kemah, Texas 77565 U.S.A.						5. Work Order, Contract, or Invoice Number: 28920	
6. Item	7. Description	8. Part Number	9. Eligibility *	10. Quantity	11. Serial/Batch Number	12. Status/Work	
1.	STANDARD LAP BELT	N163	TSO ARTICLE N/A	2	NONE	REPAIRED	
2.	STANDARD LAP BELT	G6570	TSO ARTICLE N/A	1	NONE	REPAIRED	
3.	STANDARD LAP BELT	G6570	TSO ARTICLE N/A	5	NONE	REPAIRED	
4.	EXTENSION BELT	D	TSO ARTICLE N/A	1	NONE	REPAIRED	
13. Remarks DETAILS OF THIS REPAIR ARE ON FILE REFERENCING WORK ORDER# 28920 REPAIR STATION YB1R632K Limited life parts must be accompanied by maintenance history including total time/total cycles/time since new.							
14. New <input type="checkbox"/> Newly Overhauled <input type="checkbox"/> <i>Certifies that the new or newly overhauled part(s) identified above, except as otherwise specified in block 13 was (were) manufactured in accordance with FAA approved design data and airworthiness.</i> <i>NOTE: In case of parts to be exported, the special requirements of the importing country have been met.</i>				19. Return to Service in Accordance with FAR 43.9 <i>Certifies that the work specified in block 13 (or attached) above was carried out in accordance with FAA airworthiness regulations and in respect to the work performed the part(s) is (are) approved for return to service.</i>			
15. Signature		16. FAA Authorization No.:		20. Authorized Signature: <i>Martie Mcnair</i>		21. Certificate Number: YB1R632K	
17. Name (Typed or Printed):		18. Date:		22. Name (Typed or Printed): <i>Martie Mcnair</i>		23. Date: <i>8-24-98</i>	

Computed Generated FAA Form 8130-3

* (Optional) Installer must cross check eligibility with applicable technical data.

1. United States		2.				3. System Tracking Reference Number: 28920	
<h1>FAA FORM 8130-3</h1> <h2>AIRWORTHINESS APPROVAL TAG</h2> <p>U. S. Department of Transportation Federal Aviation Administration</p>							
4. Organization Aircraft Belts, Inc. 2000 Anders Ln., Kemah, Texas 77565 U.S.A.						5. Work Order, Contract, or Invoice Number: 28920	
6. Item	7. Description	8. Part Number	9. Eligibility *	10. Quantity	11. Serial/Batch Number	12. Status/Work	
5.	SHOULDER HARNESS	N/A	TBV BY INSTALLER	2	NONE	REPAIRED	
6.	CREW ASSEMBLY	PS01	TSO ARTICLE N/A	2	NONE	REPAIRED	
7.	SHOULDER HARNESS	N/A	TBV BY INSTALLER		NONE	REPAIRED	
13. Remarks DETAILS OF THIS REPAIR ARE ON FILE REFERENCING WORK ORDER# 28920 REPAIR STATION YB1R632K Limited life parts must be accompanied by maintenance history including total time/total cycles/time since new.							
14. New <input type="checkbox"/> Newly Overhauled <input type="checkbox"/>			19. Return to Service in Accordance with FAR 43.9				
Certifies that the new or newly overhauled part(s) identified above, except as otherwise specified in block 13 was (were) manufactured in accordance with FAA approved design data and airworthiness. NOTE: In case of parts to be exported, the special requirements of the importing country have been met.			Certifies that the work specified in block 13 (or attached) above was carried out in accordance with FAA airworthiness regulations and in respect to the work performed the part(s) is (are) approved for return to service.				
15. Signature		16. FAA Authorization No.:		20. Authorized Signature: <i>Martie Mcnair</i>		21. Certificate Number: YB1R632K	
17. Name (Typed or Printed):		18. Date:		22. Name (Typed or Printed): <i>Martie Mcnair</i>		23. Date: <i>8-24-98</i>	

Computed Generated FAA Form 8130-3

* [Optional] Installer must cross check eligibility with applicable technical data.

Airworthiness Approval Tag
User/Installer Responsibilities

It is important to understand that the existence of this Document alone does not automatically constitute authority to install the part/component/assembly.

Where the user/installer work in accordance with the national regulations of an Airworthiness Authority different than the Airworthiness Authority of the country specified in block 1 it is essential that the user/installer ensures that his/her Airworthiness Authority accepts parts/components/assemblies from the Airworthiness Authority of the country specified in block 1.

Statements in block 14 and 19 do not constitute installation certification. In all cases aircraft maintenance records must contain an installation certification issued in accordance with the national regulations by the user/installer before the aircraft may be flown.

The FAA Form 8130-3 and JAA Form One are equivalent. Other countries such as Canada also have equivalent acceptable documents.

IR 10/30/97

AIRCRAFT BELTS, INC. MAINTENANCE INSTRUCTIONS FOR CONTINUED AIRWORTHINESS

IF ANY OF THE FOLLOWING CONDITIONS ARE CHECKED 'YES' YOU SHOULD RETURN YOUR BELTS FOR REPAIR IMMEDIATELY.

WEBBING

YES NO

___ ___
___ ___
___ ___

(FRAYED) WHEN INDIVIDUAL STRANDS OF YARN BEGIN TO UNRAVEL
(TORN) WHEN STRANDS BECOME SEVERED
(FADING) WHEN UNCOVERED AREAS OF WEBBING DIFFER FROM COVERED AREAS BY 2 SHADES. USE GRAY SCALE FOR EVALUATING STAINING.

TO OBTAIN A GRAY SCALE, WRITE TO: **AMERICAN ASSOCIATION OF TEXTILE CHEMISTS AND COLORISTS**
P.O. BOX 12215
RESEARCH TRIANGLE PARK, N.C. 27709 USA

WEBBING SHOULD BE CLEANED WITH A MILD LAUNDRY DETERGENT ONLY. USE COLD WATER AND DO NOT HEAT TO DRY, AIR DRY ONLY.

HARDWARE

YES NO

___ ___
___ ___

(HOOK ENDFITTINGS OR BOLT ON ENDFITTINGS) BENT, INOPERABLE SPRINGS, CLIPS, OR LATCHES; BOLT HOLES WORN OPEN; CORROSION OR RUST
(BUCKLE & CONNECTOR) INOPERATIONAL; BUCKLE LID OR CONNECTOR BENT; DIFFICULT TO ADJUST; BUCKLE SHOWS DEFORMITY; RUST OR CORROSION

STITCHES

YES NO

___ ___
___ ___
___ ___

BROKEN OR MISSING STITCHES
SEVERE FADING OR DISCOLORING (MORE THAN TWO SHADES)
INCONSISTENT STITCH PATTERN (MAY INDICATE AN ALTERING OF ASSEMBLY BY UNAUTHORIZED, UNQUALIFIED PERSONS, IT IS ILLEGAL AND UNSAFE)

TSO TAGS

YES NO

___ ___
___ ___

TSO TAGS ARE MISSING OR ILLEGIBLE
DATE ON TSO TAG AGING THE BELTS AT 10 YEARS OR MORE (MAYBE UNSAFE)

THE CONDITIONS AND TEST REQUIRED FOR TSO APPROVAL OF THIS ARTICLE ARE MINIMUM PERFORMANCE STANDARDS. IT IS THE RESPONSIBILITY OF THOSE DESIRING TO INSTALL THE ARTICLE EITHER ON OR WITHIN A SPECIFIC TYPE OR CLASS OF AIRCRAFT TO DETERMINE THAT THE AIRCRAFT INSTALLATION CONDITIONS ARE WITHIN THE TSO STANDARDS. IF NOT WITHIN THE TSO STANDARDS, THE ARTICLE MAY BE INSTALLED ONLY IF FURTHER EVALUATION BY THE APPLICANT DOCUMENTS AN ACCEPTABLE INSTALLATION AND IS APPROVED BY THE ADMINISTRATOR.

AIRCRAFT BELTS, INC. OPERATING INSTRUCTIONS AND LIMITATIONS

This restraint system is to be used as a single-occupant aircraft restraint system only.

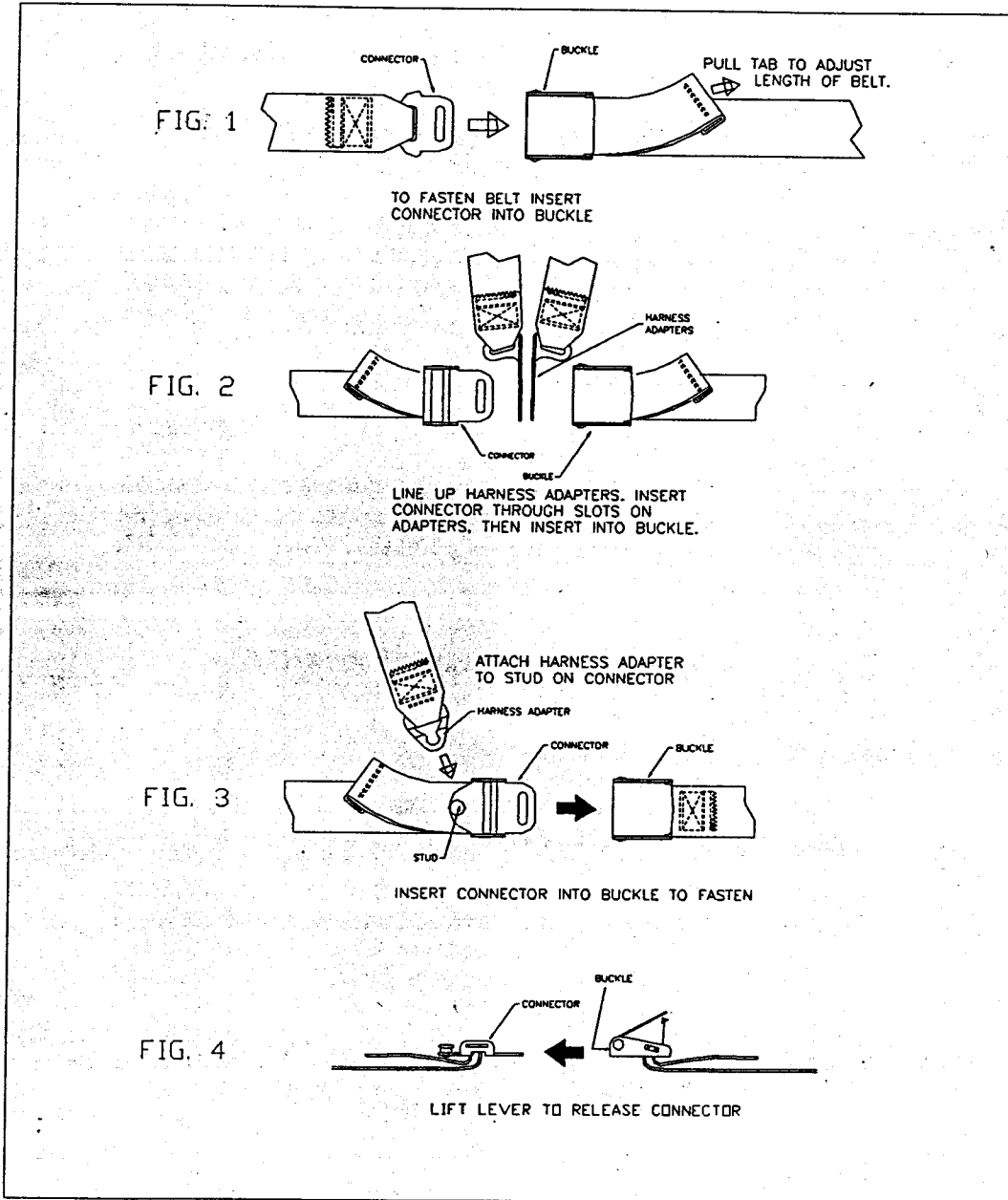


Fig. 1 shows a standard pelvic restraint (lap restraint)

Fig. 2 shows a Torso Restraint System with Dual Shoulder belts

Fig. 3 shows a Torso Restraint System with Single shoulder belts

Fig. 4 shows a Buckle releasing the Connector.

Note: Per section 6 of SAE AS 8043 the restraint structural components shall withstand the following forces:

Pelvic Restraint: 3000 lbs.

Date: June 26, 2001	AEROMOD ENGINEERING INC. Aircraft Structural Modification, Design and Testing	Report No: ROI-R1	
Prepared By: T. Saotome		Model: WESTWIND1124A	Page: 0-4
Checked By: M. Kouchak	Table of contents	Reference Dwg. No:ROI-1835	

TABLE OF CONTENTS

<u>Section</u>	<u>Title</u>	<u>Page</u>
0.0	Title Page -----	0-1
	List of Active Pages -----	0-2
	Revisions -----	0-3
	Table of Contents -----	0-4
	References -----	0-5
1.0	Summary -----	1-1
	Drawing -----	1-2
	Analysis -----	1-3

Date: June 26, 2001	AEROMOD ENGINEERING INC. Aircraft Structural Modification, Design and Testing	Report No: ROI-RI	
Prepared By: T. Saotome		Model: WESTWIND1124A	Page: 0-5
Checked By: M. Kouchak	Reference	Reference Dwg. No:ROI-1835	

References

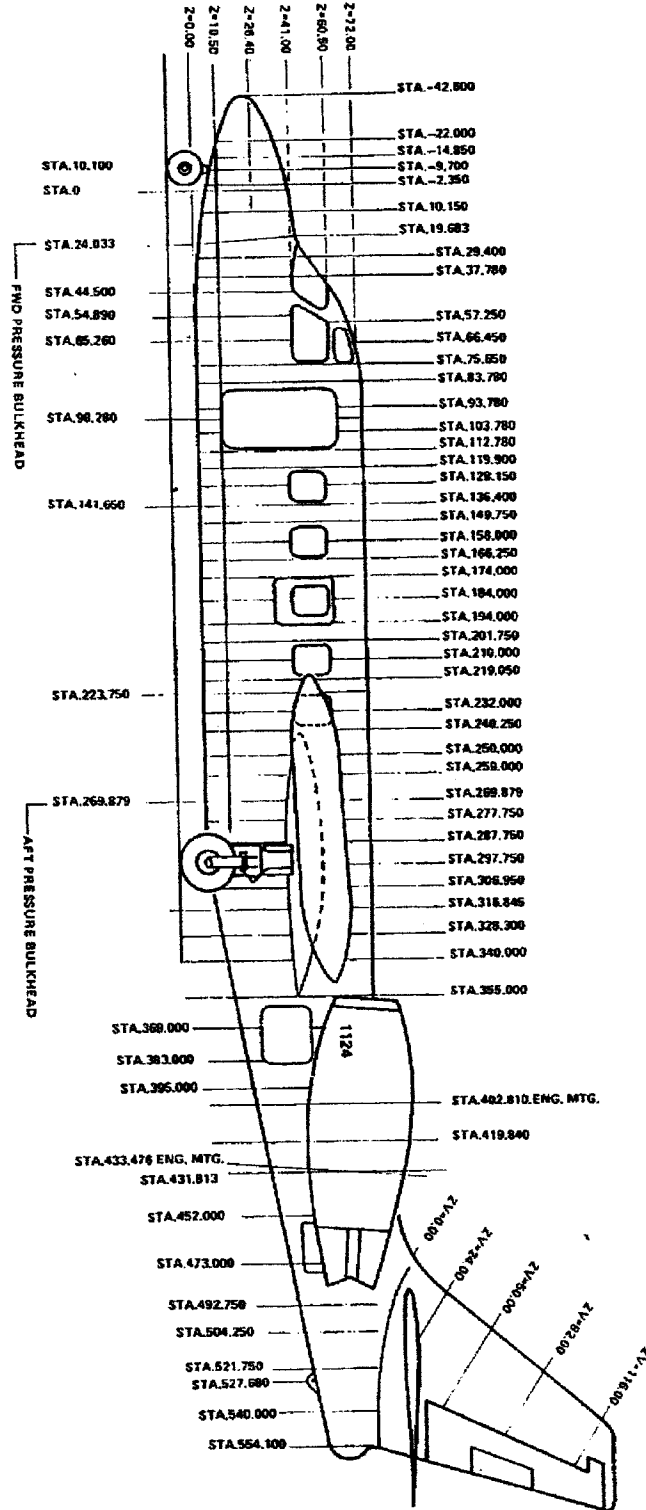
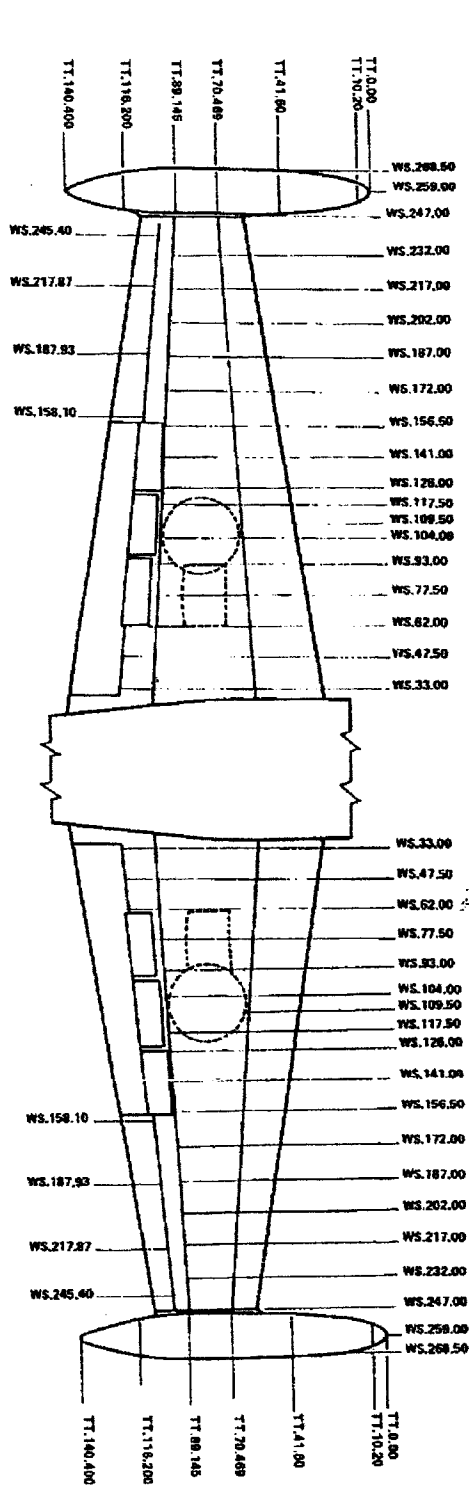
- 1) MIL-HDBK-5F **Metallic Materials and Elements for Aerospace Vehicle Structure**
- 2) Car 4b **Civil Aeronautical Regulations**
- 3) E.F.Bruhn **Analysis & Design of Flight Vehicle Structures**

Date: June 26, 2001	AEROMOD ENGINEERING INC. Aircraft Structural Modification, Design and Testing	Report No: ROI-R1	
Prepared By: T. Saotome		Model: WESTWIND1124A	Page:1-1
Checked By: M. Kouchak	Summary	Reference Dwg. No:ROI-1835	

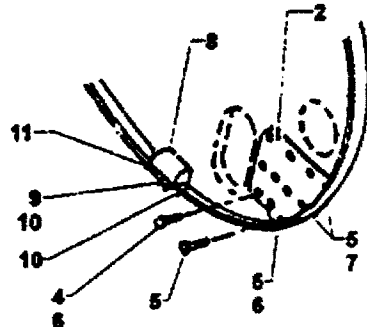
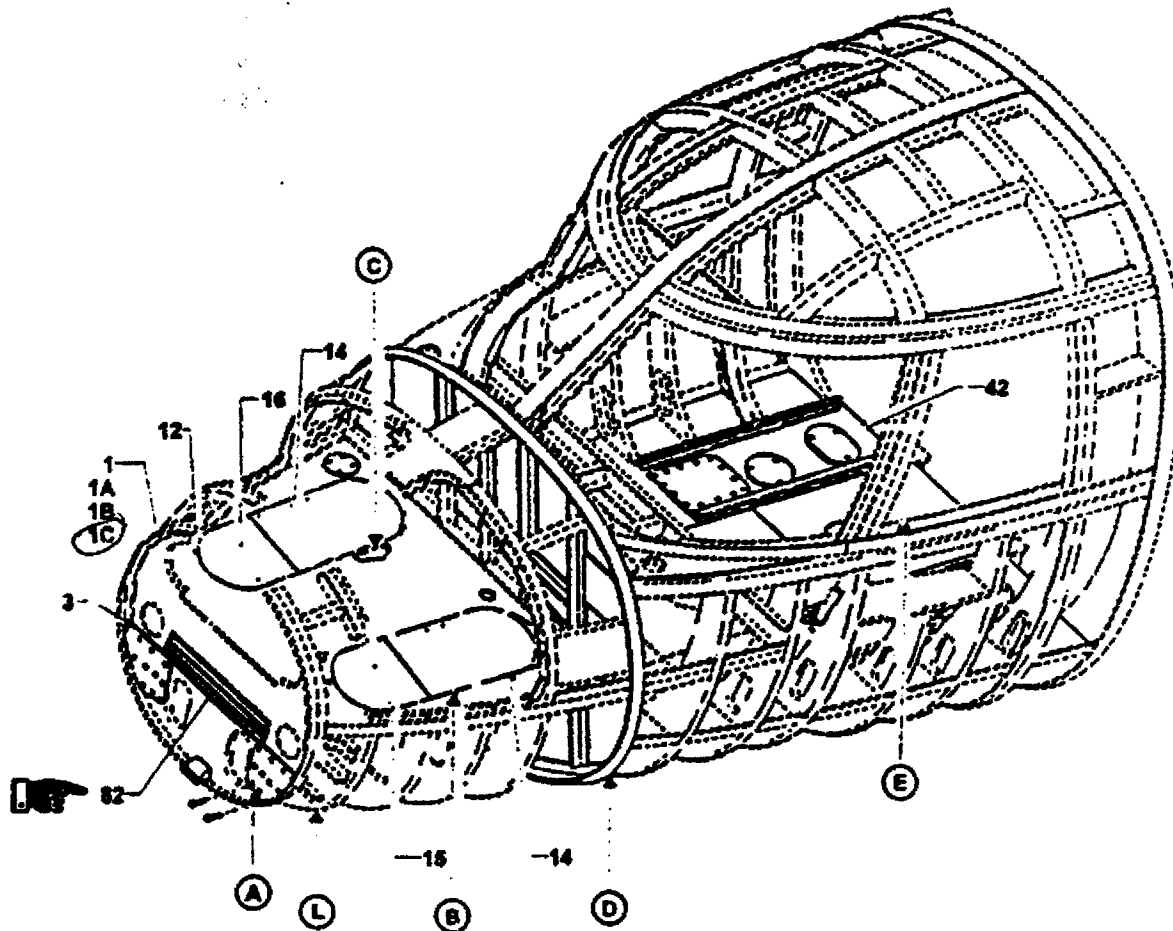
SUMMARY

This report represents structural substantiation of a repair to frame station 22 web and supporting structure of radar antenna in a westwind aircraft. Drawings are shown on page 1-2 and subsequent. The analysis in section 1-3 will demonstrate that the above repair will meet or exceed the Car 4b regulations.

1124/A Westwind - Station Diagram
Figure 3



Date: June 26, 2001	AEROMOD ENGINEERING INC. Aircraft Structural Modification, Design and Testing	Report No: ROI-R1	
Prepared By: T. Saotome		Model: WESTWIND1124A	Page:1-2-1
Checked By: M. Kouchak	Drawing	Reference Dwg. No:ROI-1835	



DETAIL A

TEMP. PG.	REVISION			
-----------	----------	--	--	--

Date: June 26, 2001

AEROMOD ENGINEERING INC.
Aircraft Structural Modification, Design
and Testing

Report No: ROI-R1

Prepared By: T. Saotome

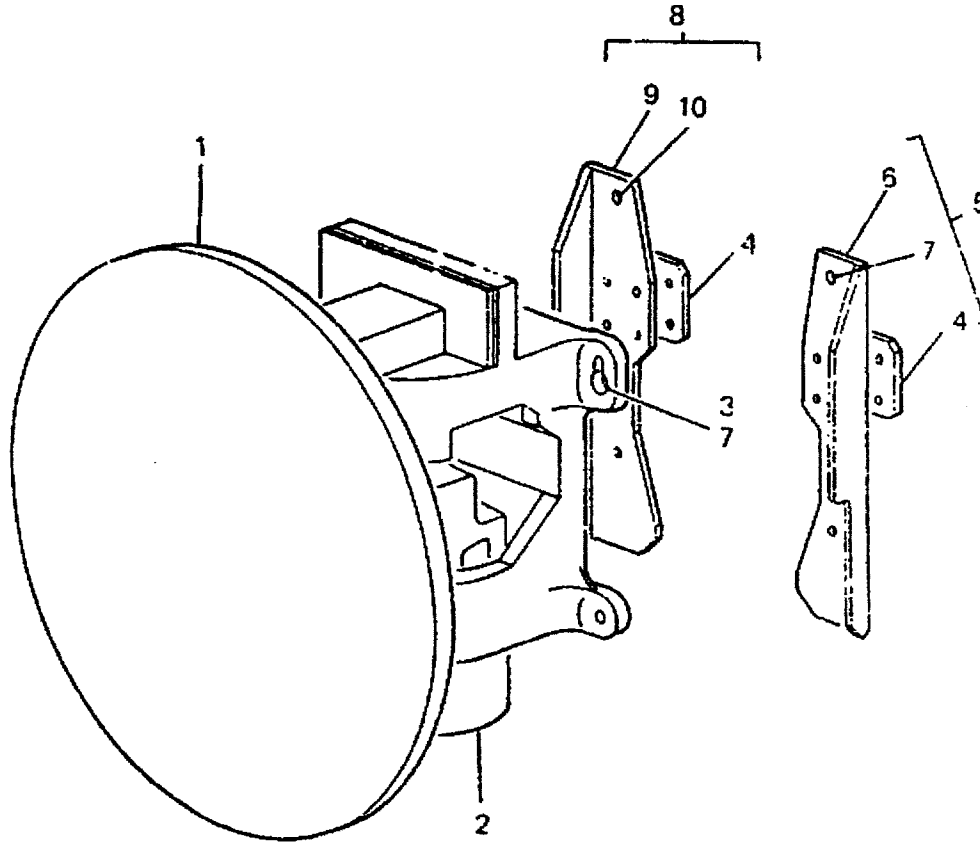
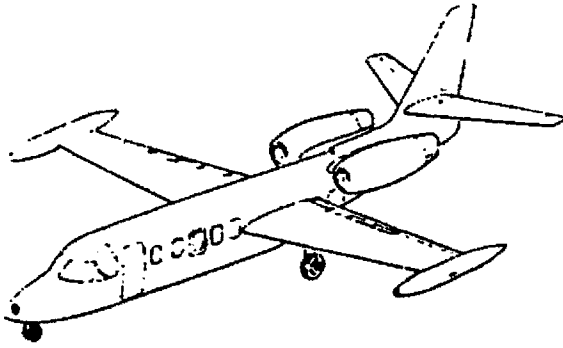
Model:
WESTWIND1124A

Page:1-2-2

Checked By: M. Kouchak

Drawing

Reference Dwg. No:ROI-1835




4

3

2

1

REVISIONS			
REV	DESCRIPTION	APPROVED	DATE
NC	INITIAL RELEASE		

- 9. SHOP PRACTICES PER AC43.13.
 - 8. IDENTIFY PARTS WITH DRAWING NUMBER & DASH NUMBER USING PERMANENT INK AND/OR IMPRESSION STAMP.
 - 7. REMOVE BURRS AND BREAK SHARP EDGES .015 MAX.
 - 6. FINISH ALL ALUMINUM PARTS AS FOLLOWS:
CONVERSION COAT PER JCPS 1.5.
EPOXY PRIME PER JCPS 1.6.
 - 5. TORQUE THREADED FASTENERS AS FOLLOWS:
FASTENER DIA TORQUE(In-Lbs)
.164 12/15
.180 20/30
.250 65/70
.312 100/150
 - 4. FASTENER SUBSTITUTION AS FOLLOWS:
SOLID RIVET CHERRY MAX EQUIVALENT
MS20426AD CR3212
MS20470AD CR3213
NAS1097AD CR3214
NOT APPLICABLE TO FASTENERS THRU PRESSURE VESSEL.
 - 3. FASTENER EDGE DISTANCE AS FOLLOWS:
FASTENER DIA EDGE DISTANCE
.12535
.15640
.18745
.25050
MIN DISTANCE BTWN FASTENER HEAD/WASHER & BEND TANGENT .03.
MIN DISTANCE BTWN FASTENER HEAD/WASHER & ADJACENT STRUCTURE .03.
FASTENER GRIP LENGTHS MAY BE ADJUSTED UP OR DOWN ONE LENGTH.
 - 2. BOLT/SCREW INSTALLATION HOLES AS FOLLOWS:
FASTENER DIA HOLE SIZE
.138 ø.149/.143
.164 ø.175/.169
.190 ø.199/.193
.250 ø.258/.251
-  PICKUP EXISTING FASTENER LOCATION. REMOVE AND REPLACE FASTENER WITH SAME SIZE AND TYPE.

NOTES: UNLESS OTHERWISE SPECIFIED:

QTY.	REQ.	PART NO.	DESCRIPTION	SIZE	MATERIAL	MATL. SPEC.	INSTL. ITEM	ZONE	
		AR HL18PB-5	HI-LOCK						
		AR NAS1097AD4	RIVET						
		AR MS20470AD4	RIVET						
		AR MS20426AD4	RIVET						
1		-7	TEE EXTR	34.0 LG	M/T: 60-6300	BERNAY METALS			
1		-5	ANGLE	18.0 LG	M/T: 10135-1003	BERNAY METALS			
1		-3	DOUBLER	.040 THK X 3 X 2	2024 T-3 AL ALY	00-A-250/5			
1		-1	DOUBLER	.040 THK X 2 X 18	2024 T-3 AL ALY	00-A-250/5			
		-101	MOD/REPAIR						
QTY. REQ.		PART NO.	DESCRIPTION	SIZE	MATERIAL	MATL. SPEC.	INSTL. ITEM	ZONE	
UNLESS OTHERWISE SPECIFIED, ALL DIMENSIONS ARE IN INCHES. TOLERANCES ARE: .0005" - .001" .001" - .005" .005" - .010" .010" - .030" .030" - .060" .060" - .120" .120" - .250" .250" - .500" .500" - 1.000" 1.000" - 2.000" 2.000" - 5.000" 5.000" - 10.000" 10.000" - 25.000" 25.000" - 50.000" 50.000" - 100.000" 100.000" - 250.000" 250.000" - 500.000" 500.000" - 1000.000"				DATE: 03/01/00		DRAWN BY: [Signature]		CHECKED BY: [Signature]	
WEB REPAIR AND REPLACEMENT DWG				Prepared By: AERONAV ENGINEERING INC. CALIFORNIA		DWG. NO. RO1-1835		SHEET 1 OF 5 REV. NC	

4

3

2

1

pg. 1.2.3

4

3

2

1

D

D


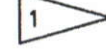
BENT EDGE OF DECK INSTL, SEE -1 DOUBLER REPAIR DETAIL A

REMOVE AND REPLACE SUPPORT BRACKETS FOR RADAR ANTENNA MOUNT WITH EQUIVALENT OEM PARTS (SEE DETAIL SH 5)

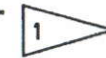


REMOVE AND REPLACE "TEE ANGLE" WITH -7 TIERNAY EXTR (SEE DETAIL-A)

REMOVE AND REPLACE EXTRUSION WITH OEM PART(P/N: 313132-5)



REMOVE AND REPLACE BULBED "L ANGLE" WITH -5 TIERNAY EXTR (SEE DETAIL C)



STA -22.0

-101 MOD/REPAIR

SEVERAL RIVETS WERE REPLACED WITH OVERSIZED HI-LOKS IN THE CAP RING TO WEB ATTACH PERIMETER

SMALL CRACK IN WEB, SEE -3 DOUBLER REPAIR DETAIL B

C

C

B

B

A

A

4

3

2

1

Prepared By
AEROMOD ENGINEERING INC.
CALIFORNIA

DWG. NO. **ROI-1835**
SECRET 2 OF 5
REV. NC

Page 1.2.4

4

3

2

1

D

D

C

C


B

B

A

A

-3 DOUBLER INST'L (FAR SIDE)

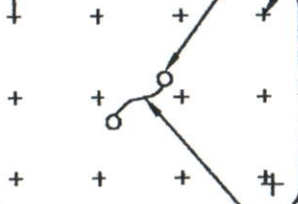


VIEW LKG @ FWD FACE OF WEB

STOP DRILL & PLUG BOTH ENDS OF CRACK
 PERFORM IN ACCORDANCE TO AC 43.13 SHOP PRACTICES
 USE AD4 RIVETS, EQ.SPACING, 6D MAX, 12 PL MIN
 LOCATE APPROX AS SHOWN, (USE E.D. NOTES)

.31
TYP

2.2



R.25
TYP

4.0

3.2

UPON INST'L CENTER PATCH OVER CRACK APPROX AS SHOWN
 MAINTAIN APPROPRIATE E.D. PER NOTES

DETAIL B

-3 DOUBLER DETAIL
 (MAT'L: 2024 T-3 AL ALY .040 THK)

EXISTING WEB OUTLINE

EXISTING LIGHTENING HOLE

Prepared By
AKROMOD ENGINEERING INC.
 CALIFORNIA

DWG. NO. **ROI-1835** SHEET **3** OF **5** REV. **NC**

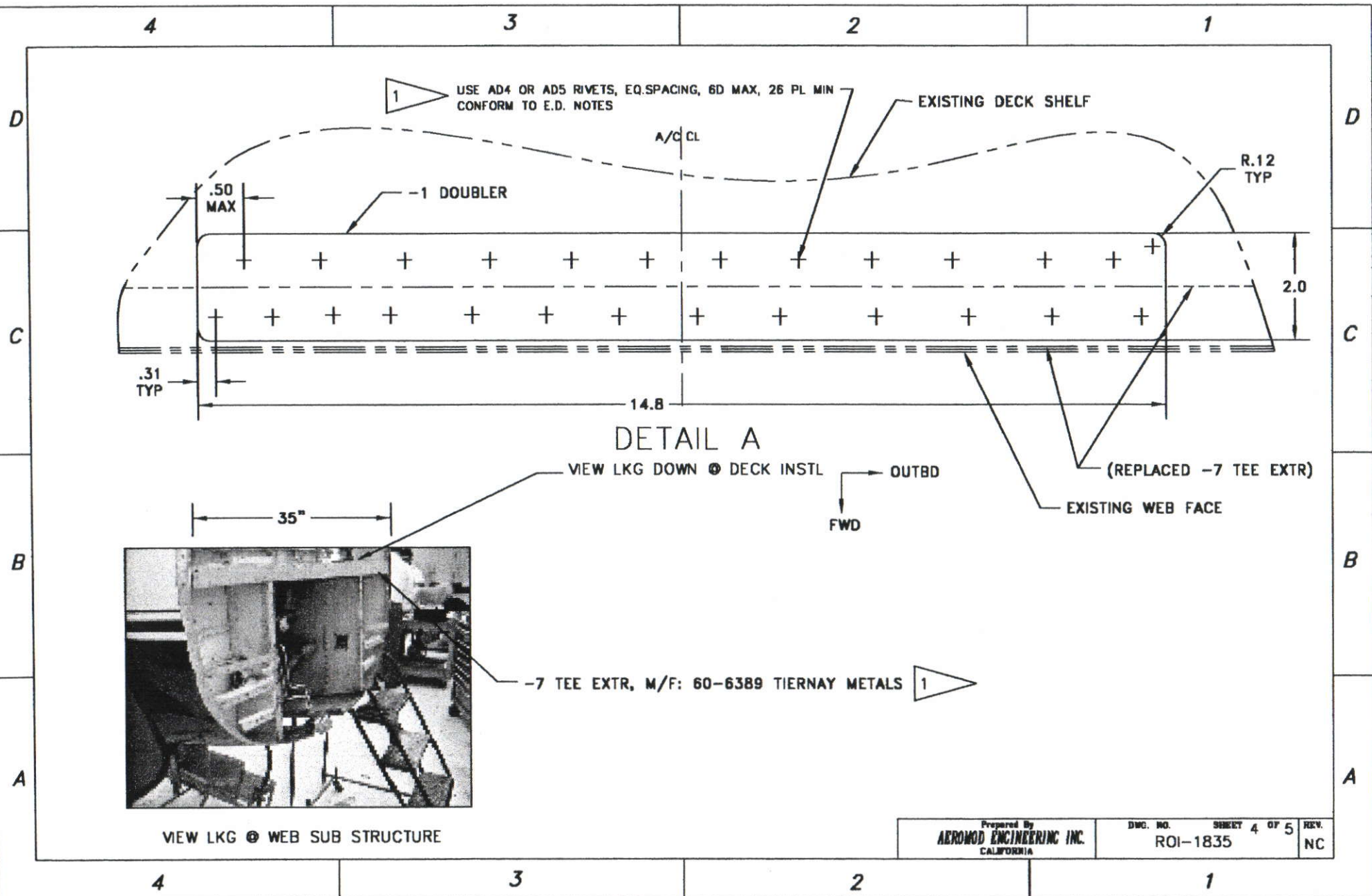
Posk 1-2-5

4

3

2

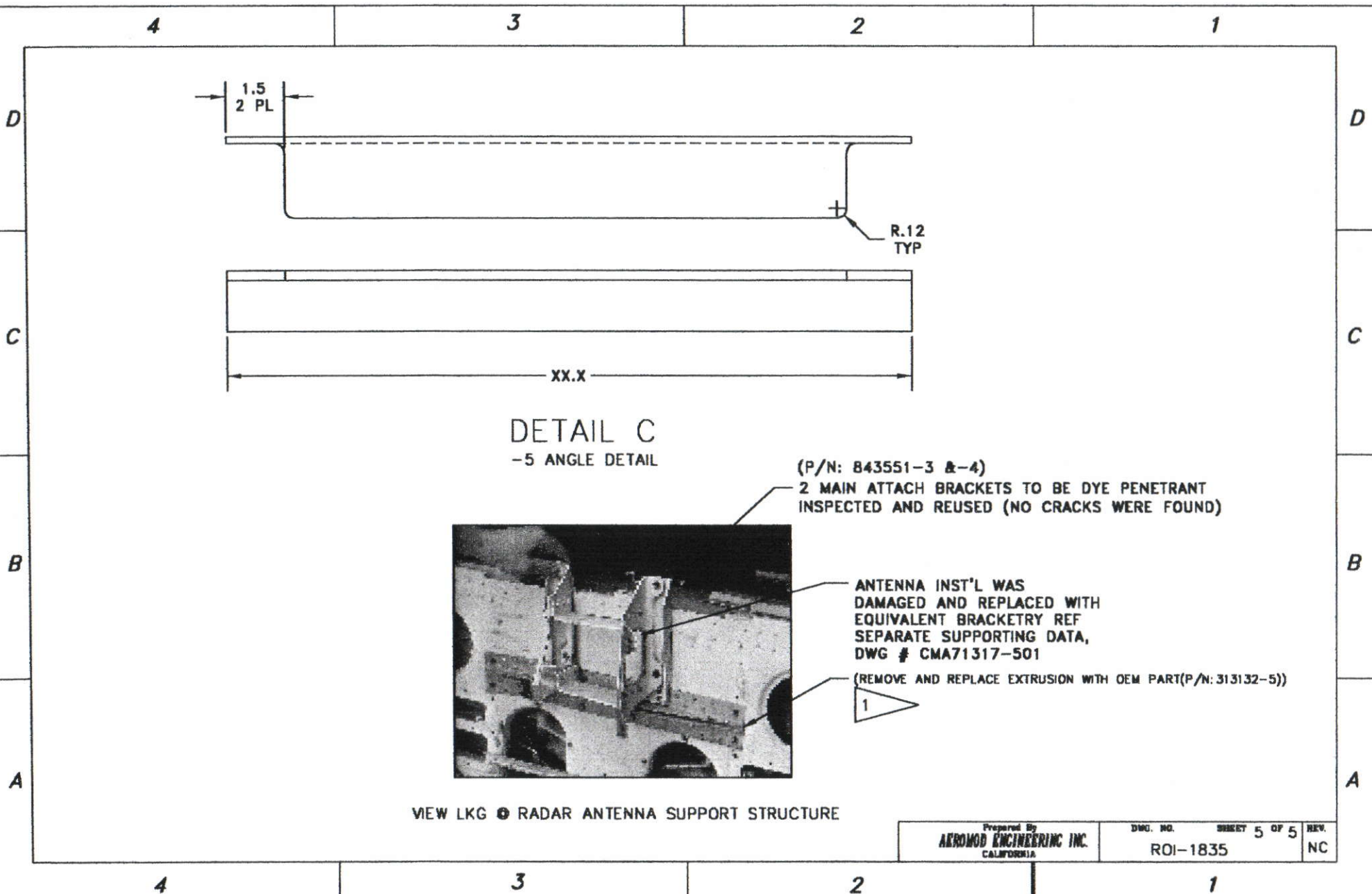
1



Page 1.2.6


Prepared By AEROMOD ENGINEERING INC. CALIFORNIA	DWG. NO. ROI-1835	SHEET 4 OF 5	REV. NC
--	----------------------	--------------	------------

4 3 2 1



DETAIL C
-5 ANGLE DETAIL

(P/N: 843551-3 & -4)
2 MAIN ATTACH BRACKETS TO BE DYE PENETRANT
INSPECTED AND REUSED (NO CRACKS WERE FOUND)



ANTENNA INST'L WAS
DAMAGED AND REPLACED WITH
EQUIVALENT BRACKETRY REF
SEPARATE SUPPORTING DATA,
DWG # CMA71317-501

(REMOVE AND REPLACE EXTRUSION WITH OEM PART(P/N: 313132-5))



VIEW LKG @ RADAR ANTENNA SUPPORT STRUCTURE

Prepared By AKROMOD ENGINEERING INC. CALIFORNIA	DWG. NO. ROI-1835	SHEET 5 OF 5	REV. NC
--	----------------------	--------------	------------

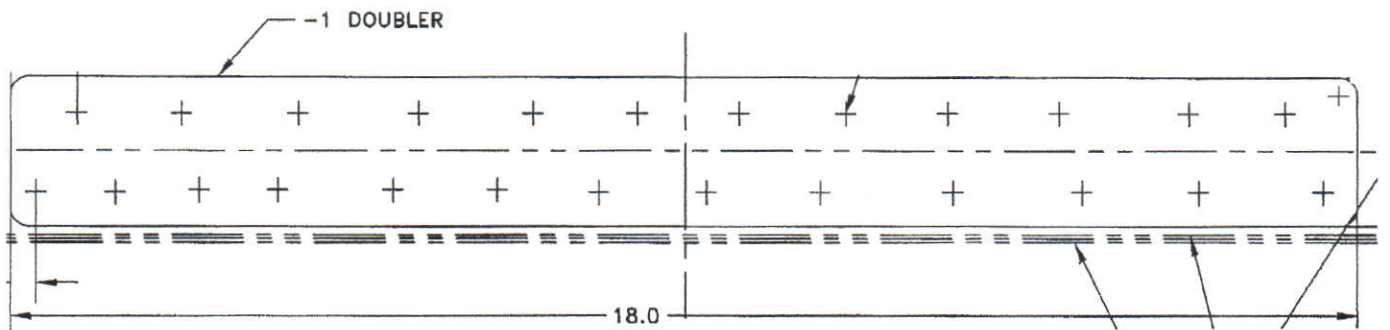

Page 1.2.7

Date: June 26, 2001	AEROMOD ENGINEERING INC. Aircraft Structural Modification, Design and Testing	Report No: ROI-R1	
Prepared By: T. Saotome		Model: WESTWIND1124A	Page:1-3
Checked By: M. Kouchak	Analysis	Reference Dwg. No:ROI-1835	

ANALYSIS

Fig.6 shows the location of the -1 doubler, and Fig.7 shows the location of the -3 doubler.

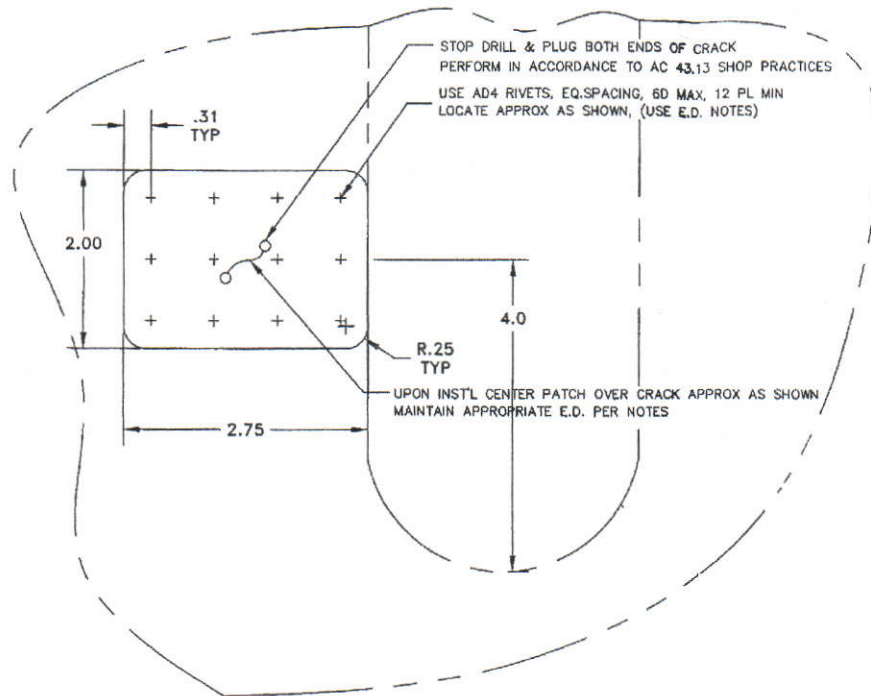

Location of the -1 doubler



Date: June 26, 2001	AEROMOD ENGINEERING INC. Aircraft Structural Modification, Design and Testing	Report No: ROI-R1	
Prepared By: T. Saotome		Model: WESTWIND1124A	Page:1-3-1
Checked By: M. Kouchak	Analysis	Reference Dwg. No:ROI-1835	

ANALYSIS (CONT'D)

Location of the -3 doubler



Date: June 26, 2001	AEROMOD ENGINEERING INC. Aircraft Structural Modification, Design and Testing	Report No: ROI-R1	
Prepared By: T. Saotome		Model: WESTWIND1124A	Page:1-3-2
Checked By: M. Kouchak	Analysis	Reference Dwg. No:ROI-1835	

ANALYSIS OF -1 DOUBLE STRENGTH

The material of the existing sheet and the added -1 doubler are both 2024-T3 aluminum having an ultimate tensile strength, F_{tu} , of 63,000 psi. The thickness of the existing sheet is 0.032", and the added doubler is 0.040".

The approximate crack length is estimated to be 0.5 in.

$$\begin{aligned}
 \text{Estimated crack area } A_{\text{crack}} &= 0.5 \times 0.032 \\
 &= 0.016 \text{ in}^2 \\
 \text{Loss of strength due to crack} &= F_{tu} \times A_{\text{crack}} \\
 &= 63,000 \times 0.016 \\
 &= 1008 \text{ lbs}
 \end{aligned}$$

The worst case loading will be for the 9G forward load where 5 20426DD4 rivets are estimated to be in shear.

$$\begin{aligned}
 \text{Rivets shear strength} &= 531 \text{ lbs.} \\
 \text{Total strength replaced} &= 531 \times 5 \\
 &= 2655 \text{ lbs} > 1008 \text{ lbs}
 \end{aligned}$$

Bearing strength of the existing sheet is also estimated as follows.

$$\begin{aligned}
 \text{Existing sheet bearing strength} &= 129,000 \times (0.08 \times 4/16) \text{ lbs.} \\
 &= 2580 \\
 \text{Total strength replaced} &= 2580 \times 5 \\
 &= 12900 \text{ lbs} > 1008 \text{ lbs}
 \end{aligned}$$

Therefore the repair design is deemed adequate.

Date: June 26, 2001	AEROMOD ENGINEERING INC. Aircraft Structural Modification, Design and Testing	Report No: ROI-R1	
Prepared By: T. Saotome		Model: WESTWIND1124A	Page:1-3-3
Checked By: M. Kouchak	Analysis	Reference Dwg. No:ROI-1835	

ANALYSIS OF -3 DOUBLE STRENGTH

The material of the existing sheet and the added -3 doubler are both 2024-T3 aluminum having an ultimate tensile strength, F_{tu} , of 63,000 psi.

The thickness of the existing sheet is 0.032", and the added doubler is 0.040".


The fitting width is 2.0 in, and assumed to be the width which substantiates the bent sheet.

$$\begin{aligned}
 \text{Estimated bent area } A_{\text{bent}} &= 2.0 \times 0.032 \\
 &= 0.064 \text{ in}^2 \\
 \text{Loss of strength due to bent} &= F_{tu} \times A_{\text{bent}} \\
 &= 63,000 \times 0.064 \\
 &= 4032 \text{ lbs}
 \end{aligned}$$

The worst case loading will be for the 9G forward load where 13 20426DD4 rivets are estimated to be in shear.

$$\begin{aligned}
 \text{Rivets shear strength} &= 531 \text{ lbs.} \\
 \text{Total strength replaced} &= 531 \times 13 \\
 &= 6903 \text{ lbs} > 4032 \text{ lbs}
 \end{aligned}$$

Therefore the repair design is deemed adequate.

1. United States		2. FAA FORM 8130-3 Airworthiness Approval Tag U.S. Department of Transportation Federal Aviation Administration				3. System Tracking Ref. No. N98438	
4. Organization Rockwell Collins				ROCKWELL COLLINS, INC. 2051 Airport Road Wichita, Kansas 67209-1949 NZ2R049L		5. Work Order, Contract, or Invoice Number: 26882	
6. Item	7. Description	8. Part No.	9. Eligibility*	10. Quantity	11. Serial/Batch Number.	12. Status/Work	
1	APA-80A	622-3108-016	TSO ARTICLE N/A	1	1950	REPAIRED	
13. Remarks "Certifies that the work specified in blocks 12/13 was carried out in accordance with JAR 145 and with respect to that work the aircraft component is considered ready for release to service under JAA Acceptance Certificate Number JAA.4334 The System Tracking Ref. No. printed in (Block 3) contains details for the attached REPAIRED equipment. Maintenance Accomplished In Accordance with CMM Reference 523-0766529-006118 TESTED In Accordance with CMM Reference 523-0766529-006118 SB(s) Installed: NONE Shelf Life: N/A Limited life parts must normally be accompanied by maintenance history including total time/total cycles/time since new.							
14. New Newly Overhauled Certifies that the new or newly overhauled part(s) identified above, except as otherwise specified in block 13 was (were) manufactured in accordance with FAA approved design data and airworthiness. Note: In case of parts to be exported, the special requirements of the importing country have been met				19. RETURN TO SERVICE IN ACCORDANCE WITH FAR 43.9 Certifies that the work specified in block 13 (or attached) above was carried out in accordance with FAA airworthiness regulations and in respect to the work performed the part(s) is (are) approved for return to service.			
15. Signature:		16. FAA Authorization No:		20. Authorized Signature: 		21. Certificate Number: NZ2R049L	
17. Name (Typed or Printed):		18. Date:		22. Name (Typed or Printed): RICHARD A. FOSTER		23. Date: AUG 13 1999	

*(Optional) Installer must crosscheck eligibility with applicable technical data



FAA Form 8130-3 Airworthiness Approval Tag User/Installer Responsibilities

It is important to understand that the existence of this document alone does not automatically constitute authority to install the part/component/assembly.

Where the user/installer work in accordance with the national regulations of an Airworthiness Authority different than the Airworthiness Authority of the country specified in block 1 it is essential that the user/installer ensures that his/her Airworthiness Authority accepts parts/components/assemblies from the Airworthiness Authority of the country specified in block 1.

Statements in block 14 and 19 do not constitute installation certification. In all cases aircraft maintenance records must contain an installation certification issued in accordance with the national regulations by the user/installer before the aircraft may be flown.

The FAA Form 8130-3 and JAA Form One are equivalent. Other countries such as Canada also have equivalent acceptable documents.

1. UNITED STATES		FAA FORM 8130-3 AIRWORTHINESS APPROVAL TAG U.S. DEPARTMENT OF TRANSPORTATION FEDERAL AVIATION ADMINISTRATION			3. SYSTEM TRACKING REF. NO. 99-2432	
4. ORGANIZATION CORPORATE SERVICE SUPPLY & MFG INC-FAA FY1R157K 1610 9TH AVE. BOHEMIA, NEW YORK 11716				5. WORK ORDER, CONTRACT, OR INVOICE NO. 99-2432		
6. ITEM	7. DESCRIPTION	8. PART NUMBER	9. ELIGIBILITY*	10. QUANTITY	11. SERIAL/BATCH NO.	12. STATUS/WORK
1	Inverter	1A1000-1D	TBV by installer	one	C0363018	Repaired
13. REMARKS: Repaired & Tested To Mfg. Spec. Manual # 24-20-04 Rev. 2 10/91 (See Work Order)						
*Certifies that the work specified in block 12/13 was carried out in accordance with JAR 145 and with respect to that work the aircraft component is considered ready for release to service under JAA Acceptance Certificate Number: JAA 4354"						
LIMITED LIFE PARTS MUST NORMALLY BE ACCOMPANIED BY MAINTENANCE HISTORY INCLUDING TOTAL-TIME CYCLES/TIME SINCE NEW.						
14. NEW [] NEWLY OVERHAULED [] CERTIFIES THAT THE NEW OR NEWLY OVERHAULED PART(S) IDENTIFIED ABOVE, OTHERWISE SPECIFIED IN BLOCK 13 WAS (WERE) MANUFACTURED IN ACCORDANCE WITH FAA APPROVED DESIGN DATA AND AIRWORTHINESS REGULATIONS. NOTE: IN CASE OF PARTS TO BE EXPORTED, THE SPECIAL REQUIREMENTS OF THE IMPORTING COUNTRY HAVE BEEN MET.				19. RETURN TO SERVICE IN ACCORDANCE WITH FAA 43.9 CERTIFIES THAT THE WORK SPECIFIED IN BLOCK 13 (OR ATTACHED) ABOVE WAS CARRIED OUT IN ACCORDANCE WITH FAA AIRWORTHINESS REGULATIONS AND IN RESPECT TO THE WORK PERFORMED THE PART(S) IS (ARE) APPROVED FOR RETURN TO SERVICE.		
15. SIGNATURE:		16. FAA AUTHORIZATION NO.:		20. AUTHORIZED SIGNATURE:		21. CERTIFICATE #: FY1R157K
				 		
17. NAME (TYPED OR PRINTED):		18. DATE:		22. NAME (TYPED OR PRINTED)		23. DATE:
				Walter Kuhn		10/12/99

CORPORATE SERVICE SUPPLY & MFG., INC.
1610 9TH AVENUE, BOHEMIA, N.Y. 11716
FAA REPAIR STATION# FY1R157K

NOMENCLATURE:	Inverter	DATE:	10/12/99
CUSTOMER:	Signature Fight Support	PO#:	MSP-P0990515
PART#:	1A1000-1D	WORK PERFORMED:	Repaired
SERIAL#:	C0363018	JOB NO.:	99-2432

RECEIVING REMARKS: Heat sink fins damaged during shipping.
Repair and Test To Mfg. Specs.

TEARDOWN REMARKS: Heat sink fins bent on both sides and
baseplate corners bent. Disassemble and
visually inspect unit internally.




Insp

INSPECTION REMARKS: Repaired heat sink fins on both sides of
unit and baseplate assembly. Visually
inspected unit internally and found no
further damage. Unit passes all manufacturers
specifications.

Repaired & Tested to Mfg. Spec.



Insp

INSPECTOR'S SIGNATURE *Walter Kuhn*  MECHANIC'S SIGNATURE *William C. Mikelinich*

FY1R157K
Walter Kuhn
10/12/99
William C. Mikelinich



Packing List

Galaxy Aerospace Company, LP
 Accounts Payable
 One Galaxy Way - Alliance Airport
 Fort Worth TX 76177-5300
 Fax 817-837-3739
 Contact Ryan Riley

Sales Order 048656
 Order Date 11/04/1999
 Purchase Order 886
 Date Printed 11/04/1999
 Terms COD COMPANY CK OK
 Page: 1

Sold to ROIGWEST
 7035 SOPHIA AVENUE
 VAN NUYS, CA 91406

Ship to: ROIGWEST INCORPORATED
 7035 SOPHIA AVENUE
 VAN NUYS, CA 91406

Customer Contact	Phone	Ship Via	FOB	Freight Account
LOLA	818-908-9600	FED-EX PRIORITY OVERNI	Origin	FCCOD \$272.21

Bin	Qty	UM	Part#	Description	Tag	Cond.
GB04LC	1	EA	2315M-24-8	WIPER REFILL	CERT	00032039 FN

11/04/99

AWB# _____ Cartons: _____ Weight: _____
 Pick by: MM Ship By: _____ Due by: _____
 Carrier: _____

Galaxy certifies that the products in this shipment have been inspected and are in compliance with applicable drawings and specifications of the approved manufacturers. Copies of certifications are on file.

1. State of israel Ministry of Transport Civil Aviation Administration (CAAI)		2. AIRWORTHINESS APPROVAL TAG CAAI FORM 8130-3				3. System Tracking Ref. No. 42-AT04735	
4. Organization ISRAEL AIRCRAFT INDUSTRIES LTD (IAI) BEN GURION INTERNATIONAL AIRPORT 70100 ISRAEL					5. Work-order/Contract / Invoice No. 4105 0910288046		
6. Item	7. Description	8. Part No.	9. Eligibility*	10. Quantity	11. Serial / Batch No.	12. Status / Work	
1	WIPER BLADE	2315424-8	MODEL 1125	154		NEW	
* Limited life parts must be accompanied by maintenance history including total time/total cycles/time since new							
13. Remarks EXPORT TO USA							
14. <input checked="" type="checkbox"/> New <input type="checkbox"/> Newly overhauled Certifies that the part(s) identified above except as otherwise specified in block 13, was (were) manufactured / inspected in accordance with the airworthiness regulations of the stated country and/or in the case of parts to be exported with the approved design data and with the notified special requirements of the importing country.			19. Return to service in accordance with CAAI, "General Operating and Flight Rules " Regulation No. 133 Certifies that the work specified in block 13 above was carried out in accordance with CAAI airworthiness regulations and in respect to the work performed, the part(s) is (are) approved for return to service				
15. Signature A. SHEINKIN A. GIL		16. CAAI Authorization No. A. SHEINKIN DMIR AE-133	20. Authorized Signature		21. Certificate No.		
17. Name (typed or printed) A. SHEINKIN		18. Date 28 OCT 1999	22. Name (typed or printed)		23. Date (CO)		

1. UNITED STATES		2. FAA FORM 8130-3 AIRWORTHINESS APPROVAL TAG U.S. Department of Transportation Federal Aviation Administration				3. System Tracking Ref. No. 2628	
4. Organization AERO-TECH SERVICES, INC 8354 SECURA WAY SANTA FE SPRINGS, CA 90670					5. Work Order, Contract, or Invoice Number: 10966		
6. Item	7. Description	8. Part Number	9. Eligibility*	10. Quantity	11. Serial/Batch Number	12. Status/Work	
1	FUEL CELL	5653088-503	ISRAELI	1	80-24476	INSPECTED	
13. Remarks REMOVED NEW FROM STOCK							
Limited life parts must be accompanied by maintenance history including total time/total cycles/time since new.							
14. New <input type="checkbox"/> Newly Overhauled <input type="checkbox"/> Certifies that the new or newly overhauled part(s) identified above, except as otherwise specified in block 13 was (were) manufactured in accordance with FAA approved design data and airworthiness. NOTE: In case of parts to be exported, the special requirements of the importing country have been met.				19. Return to Service in Accordance with FAR 43.9 Certifies that the work specified in block 13 (or attached) above was carried out in accordance with FAA airworthiness regulations and in respect to the work performed the part(s) is (are) approved for return to service.			
15. Signature		16. FAA Authorization No.:		20. Authorized Signature		21. Certificate Number	
17. Name (Typed or printed):		18. Date:		22. Name (Typed or Printed): DENNIS KING		23. Date: 7-11-00	

*(Optional) Installer must cross check eligibility with applicable technical data.

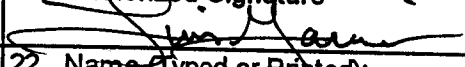
Jan 11 00 11:40a

1. UNITED STATES		2. FAA FORM 8130-3 AIRWORTHINESS APPROVAL TAG U.S. Department of Transportation Federal Aviation Administration				3. System Tracking Ref. No. 2629	
4. Organization AERO-TECH SERVICES, INC 8354 SECURA WAY SANTA FE SPRINGS, CA 90670					5. Work Order, Contract, or Invoice Number: 10967		
6. Item	7. Description	8. Part Number	9. Eligibility*	10. Quantity	11. Serial/Batch Number	12. Status/Work	
1 2	FUEL CELL FUEL CELL	5653043-509 5653043-510	ISRAELI ISRAELI	1 1	79-34873 79-34891	INSPECTED INSPECTED	
13. Remarks REMOVED NEW FROM STOCK							
<i>Limited life parts must be accompanied by maintenance history including total time/total cycles/time since new.</i>							
14. New <input type="checkbox"/> Newly Overhauled <input type="checkbox"/> Certifies that the new or newly overhauled part(s) identified above, except as otherwise specified in block 13 was (were) manufactured in accordance with FAA approved design data and airworthiness. NOTE: In case of parts to be exported, the special requirements of the importing country have been met.				19. Return to Service in Accordance with FAR 43.9 Certifies that the work specified in block 13 (or attached) above was carried out in accordance with FAA airworthiness regulations and in respect to the work performed the part(s) is (are) approved for return to service.			
15. Signature		16. FAA Authorization No.:		20. Authorized Signature		21. Certificate Number	
17. Name (Typed or printed):		18. Date:		22. Name (Typed or Printed):		23. Date:	
				DENNIS KING		AL4R054M 01-11-00	

FAA Form 8130-3 (11-93)

*(Optional) Installer must cross check eligibility with applicable technical data.

Jan 11 00 11:40a

1. UNITED STATES		2. FAA FORM 8130-3 AIRWORTHINESS APPROVAL TAG U. S. Department of Transportation Federal Aviation Administration				3. System Tracking Ref. No. 22581	
4. Organization Dynamo Aviation, Inc. 16129 Leadwell St. Van Nuys, Ca. 91406					5. Work Order, Contract, or Invoice 22581		
6. Item	7. Description	8. Part Number	9. Eligibility*	10. Quantity	11. Serial/Batch Number	12. Status/Work	
1.	Power Supply	PS-823 B/T	***** ***** *****	1.	1310	Deep Cycle	
13. Remarks Deep Cycled & Functional checked							
<i>Limited life parts must be accompanied by maintenance history including total time/total cycles/time since new.</i>							
14. New <input type="checkbox"/> Newly Overhauled <input type="checkbox"/> Certifies that the new or newly overhauled part(s) identified above, except as otherwise specified in block 13 was (were) manufactured in accordance with FAA approved design data and airworthiness. NOTE: In case of parts to be exported, the special requirements of the importing country have been met.				19. Return to Service in Accordance with FAR 43.9 Certifies that the work specified in block 13 (or attached) above was carried out in accordance with FAA airworthiness regulations and in respect to the work performed the part(s) is (are) approved for return to service.			
15. Signature		16. FAA Authorization No.:		20. Authorized Signature		21. Certificate Number	
17. Name (Typed or Printed):		18. Date:		22. Name (Typed or Printed):		23. Date:	
				 LUIS GARCIA		LZ3R676L 1-5-00	

UNITED STATES

FAA FORM 8130-3

AIRWORTHINESS APPROVAL TAG
U.S. Department of Transportation
Federal Aviation Administration

3. System Tracking Ref. No.

22581

Organization

Dynamo Aviation, Inc.
16129 Leadwell St. Van Nuys, CA 91406

5. Work Order, Contract, or Invoice Number:

22581


Item	7. Description	8. Part Number	9. Eligibility *	10. Quantity	11. Serial/Batch Number	12. Status/Work
1	Battery	20-5113		1	0797	Deep Cycle


13. Remarks

Deep Cycled

Limited life parts must be accompanied by maintenance history including total time/total cycles/time since new.

<p>14. New <input type="checkbox"/></p> <p>Newly Overhauled <input type="checkbox"/></p> <p>Certifies that the new or newly overhauled part(s) identified above, except as otherwise specified in block 13 was (were) manufactured in accordance with FAA approved design data and airworthiness.</p> <p>NOTE: In case of parts to be exported, the special requirements of the importing country have been met.</p>	<p>19. Return to Service In Accordance with FAR 43.9</p> <p>Certifies that the work specified in block 13 (or attached) above was carried out in accordance with FAA airworthiness regulations and in respect to the work performed the part(s) is (are) approved for return to service.</p>
--	--

<p>15. Signature</p>	<p>16. FAA Authorization No.:</p>	<p>20. Authorized Signature:</p> 	<p>21. Certificate Number:</p> <p>LZ3R676L</p>
<p>17. Name (Typed or Printed):</p>	<p>18. Date:</p>	<p>22. Name (Typed or Printed):</p> <p>Luis Garcia</p>	<p>23. Date:</p> <p>1-5-00</p>

1. UNITED STATES		2. FAA FORM 8130-3 AIRWORTHINESS APPROVAL TAG U.S. DEPARTMENT OF TRANSPORTATION FEDERAL AVIATION ADMINISTRATION			3. SYSTEM TRACKING REF. NO. 67224		
4. ORGANIZATION: JET SERVICE ENTERPRISES, INC. 5700 NORTH ROCKWELL AVENUE BETHANY, OK 73008				5. WORK ORDER, CONTRACT, OR INVOICE NUMBER: 67224			
6. ITEM	7. DESCRIPTION	8. PART NUMBER	9. ELIGIBILITY*	10. QUANTITY	11. SERIAL/BATCH NUMBER	12. STATUS/WORK	
	ACTUATOR	F10A55CH203-3	TBU BY INSTALLER	1EA	2163	REPAIR	
13. REMARKS WO ATTACHED							
LIMITED LIFE PARTS MUST BE ACCOMPANIED BY MAINTENANCE HISTORY INCLUDING TOTAL TIME/TOTAL CYCLES/TIME SINCE NEW.							
14. NEW <input type="checkbox"/> NEWLY OVERHAULED <input type="checkbox"/> CERTIFIES THAT THE NEW OR NEWLY OVERHAULED PART(S) IDENTIFIED ABOVE, EXCEPT AS OTHERWISE SPECIFIED IN BLOCK 13 WAS (WERE) MANUFACTURED IN ACCORDANCE WITH FAA APPROVED DESIGN DATA AND AIRWORTHINESS. NOTE: IN CASE OF PARTS TO BE EXPORTED, THE SPECIAL REQUIREMENTS OF THE IMPORTING COUNTRY HAVE BEEN MET.				19. RETURN TO SERVICE IN ACCORDANCE WITH FAR 43.9 CERTIFIES THAT THE WORK SPECIFIED IN BLOCK 13 (OR ATTACHED) ABOVE WAS CARRIED OUT IN ACCORDANCE WITH FAA AIRWORTHINESS REGULATIONS AND IN RESPECT TO THE WORK PERFORMED THE PART(S) IS (ARE) APPROVED FOR RETURN TO SERVICE.			
15. SIGNATURE:		16. FAA AUTHORIZATION NO.:		20. AUTHORIZED SIGNATURE: 		21. CERTIFICATE NO.:	
17. NAME (TYPED OR PRINTED)		18. DATE:		22. NAME (TYPED OR PRINTED) JUSTIN T. CLEVENGER		23. DATE: 12-02-1999	

FAA FORM 8130-3 (11/93)

*(OPTIONAL) INSTALLER MUST CROSS CHECK ELIGIBILITY WITH APPLICABLE TECHNICAL DATA.

1.

2.

3. System Tracking Ref. No.

UNITED STATES

FAA FORM 8130-3

99107

AIRWORTHINESS APPROVAL TAG

U.S. Dept. of Transportation
Federal Aviation Administration

4. Organization AEROSPACE CONTROL PRODUCTS, INC. 1314 West 76th St., Davenport, IA 52806-1305 FAA CRS # LE2R975K	5. Work Order, Cont.#, or Inv.# <u>99107</u>
---	---

6. Item	7. Description	8. Part Number	9. Eligibility	10. Qty.	11. Serial/Batch No.	12. Status/Work
1	SWITCH	GF5500-52	VARIOUS	1	A2225	NEW

13. Remarks **FAA-PMA**
ALTERNATE P/N: 3833006
AIRWORTHINESS APPROVAL- PARTS. THIS FORM IS NOT AN EXPORT APPROVAL.

Limited life parts must be accompanied by maintenance history including total time/total cycles/time since new.

<p>14. <input checked="" type="checkbox"/> New <input type="checkbox"/> Newly Overhauled</p> <p>Certifies that the new or newly overhauled part(s) identified above, except as otherwise specified in block 13, was (were) manufactured in accordance with FAA approved design data and airworthiness.</p> <p>NOTE: In case of parts to be exported, the special requirements of the importing country have been met.</p>	<p style="text-align: center;">19. Return to Service In Accordance with FAR 43.9</p> <p style="text-align: center;">Certifies that the work specified in block 13 (or attached) above was carried out in accordance with FAA airworthiness regulations and in respect to the work performed the part(s) is(are) approved for return to service.</p>		
<p>15. Signature </p>	<p>16. FAA Authorized No. DMIR501542CE</p>	<p>20. Authorized Signature</p>	<p>21. Certificate Number LE2R975K</p>
<p>17. Name (typed or printed) MIKEL P. VAN DYKE</p>	<p>18. Date 4/16/99</p>	<p>22. Name (typed or printed)</p>	<p>23. Date</p>

AIRWORTHINESS APPROVAL TAG

USER/INSTALLER RESPONSIBILITIES

It is important to understand that the existence of this Document alone does not automatically constitute authority to install the part/component/assembly.

Where the user/installer work in accordance with the national regulations of an Airworthiness Authority different than the Airworthiness Authority of the country specified in block 1 it is essential that the user/installer ensures that his/her Airworthiness Authority accepts parts/components/assemblies from the Airworthiness Authority of the country specified in block 1.

Statements in block 14 & 19 do not constitute installation certification. In all cases aircraft maintenance records must contain an installation certification issued in accordance with the national regulations by the user/installer before the aircraft may be flown.

State of Israel
Ministry of Transport
Civil Aviation Administration (CAAI)

AIRWORTHINESS APPROVAL TAG
CAAI FORM 8130-3

3. System Tracking Ref. No.

B-1453

4. Organization

ISRAEL AIRCRAFT INDUSTRIES LTD.
SHL P.O. BOX 190 LOD 71101-ISRAEL

5. Work-order/ Contract / Invoice No.
C/O: GX 2169, GX2300, GX2617,
GX 2439.

6. Item	7. Description	8. Part No.	9. Eligibility	10. Quantity	11. Serial / Batch No.	12. Status / Work
1.	BUSHING	2247-0300-003 REV."-".	1125	23 EA		NEW
2.	PLUG LOCK	ED 13004-1 REV."C".	1124	50EA		NEW
3.	LATCH	ED 12965-1 REV."-".	1124	6 EA		NEW
4.	WASHER	ED12914-2 REV."AB".	1124	3 EA		NEW

* Limited life parts must be accompanied by maintenance history including total cycles/time since new

13. Remarks

NONE

14.

New Newly overhauled

Certifies that the part(s) identified above except as otherwise specified in block 13, was (were) manufactured / inspected in accordance with the airworthiness regulations of the stated country and/or in the case of parts to be exported with the approved design data and with the notified special requirements of the importing country.

19. Return to service in accordance with CAAI,
"General Operating and Flight Rules" regulation no. 33

Certifies that the work specified in block 13 above was carried out in accordance with CAAI airworthiness regulations and in respect to the work performed, the part(s) is (are) approved for return to service

15. Signature

H. DENEMARK

16. CAAI Authorization No.

CAAI DMR No AE-153

20. Authorized Signature

21. Certificate No.

17. Name (typed or printed)

HANOCH DENEMARK

18. DATE

13 APR 1998

22. Name (typed or printed)

23. Date

CAAI Form 8130-3 (4/95)

(See user's /installer responsibilities on back side)

1. State of Israel Ministry of Transport Civil Aviation Administration (CAAI)	2. AIRWORTHINESS APPROVAL TAG CAAI FORM 8130-3	3. System Tracking Ref. No. B-3190
---	---	---

4. Organization ISRAEL AIR CRAFT INDUSTRIES LTD. SHL P.O. BOX190 LOD 71101 - ISRAEL	5. Work-order/ Contract / Invoice No. P.O.: 021326
---	---

6. Item	7. Description	8. Part No.	9. Eligibility	10. Quantity	11. Serial / Batch No.	12. Status / Work
1.	SCRAPPER	S32875, REV."-"	I.A.I.-1124	65 EA		NEW

* Limited life parts must be accompanied by maintenance history including total cycles/time since new

13. Remarks NONE

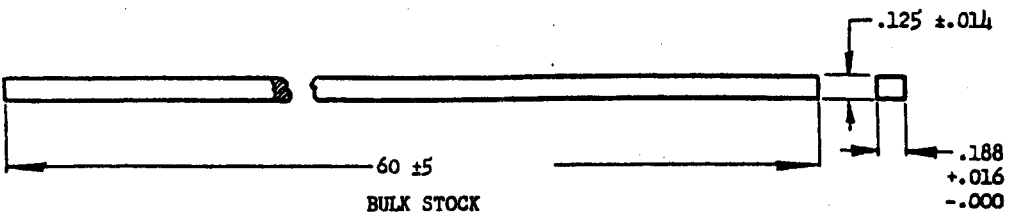
14. <input checked="" type="checkbox"/> New <input type="checkbox"/> Newly overhauled Certifies that the part(s) identified above except as otherwise specified in block 13, was (were) manufactured / inspected in accordance with the airworthiness regulations of the stated country and/or in the case of parts to be exported with the approved design data and with the notified special requirements of the importing country.	19. Return to service in accordance with CAAI, "General Operating and Flight Rules" regulation no. 33 Certifies that the work specified in block 13 above was carried out in accordance with CAAI airworthiness regulations and in respect to the work performed, the part(s) is (are) approved for return to service
--	--

15. Signature H. PENEMARK	16. CAAI Authorization No. CAAI DMIR No AE-153	20. Authorized Signature	21. Certificate No.
17. Name (typed or printed) HANOCH DENEMARK	18. Date 22 JUNE 1999	22. Name (typed or printed)	23. Date

NOTICE—When Government drawings, specifications, or other data are used for any purpose other than in connection with a definitely related Government procurement operation, the United States Government thereby incurs no responsibility, nor any obligation whatsoever; and the fact that the Government may have furnished, furnished, or in any way supplied the said drawings, specifications, or other data is not to be regarded by implication or otherwise as in any manner licensing the holder or any other person or corporation, or conveying any rights or permission to manufacture, use, or sell any patented invention that may in any way be related thereto.

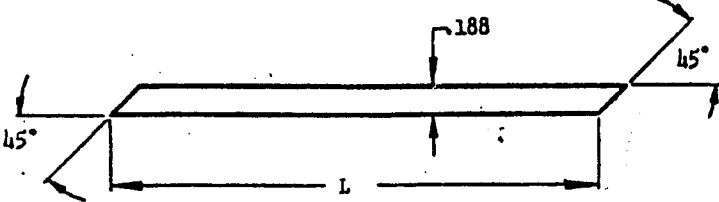
This standard has been approved by the Department of the Navy, BuAer and the Department of the USAF and is mandatory for use by that activity. All other military activities are required to employ this standard where suitable.

FED. SUP CLASS
5330



BULK STOCK

FOR USE CUT LENGTH TO SUIT PERIPHERY OF ROD. ENDS TO OVERLAP AT APPROXIMATELY 45° ANGLE AS INDICATED BELOW FOR CUT STOCK.

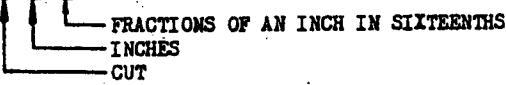


CUT STOCK

(a)	DASH NO.	FIN	FORM
	-1		BULK STOCK
(b)	C-L		CUT STOCK

(a) EXAMPLE OF PART NO.:

MS28932C-01-08 = FELT STRIP CUT TO 1.500 INCHES IN LENGTH.



MS28932C-09-06 = FELT STRIP CUT TO 9-3/8 INCHES IN LENGTH.

MS28932C-15-13 = FELT STRIP CUT TO 15-13/16 INCHES IN LENGTH.

MS28932-1 = FELT STRIP BULK MATERIAL 60 INCHES IN LENGTH.

(A) (b) L SHALL BE LENGTH OF CUT STOCK. WITH A TOLERANCE OF ± 0.500 INCHES.
0.000

(c) TYPE I, CLASS 12RI.

MATERIAL: FELT, SEE PROCUREMENT SPECIFICATION.

DIMENSIONS IN INCHES. UNLESS OTHERWISE SPECIFIED, TOLERANCES: DECIMALS ±.016, ANGLES ±5°;

SERVICE ACTIVITIES SHOULD PROCURE BULK ONLY. MANUFACTURERS SHALL SPECIFY BULK STOCK IN PARTS LISTS AND SHALL FURNISH SPARES AS BULK STOCK.

REFERENCED DOCUMENTS SHALL BE THE ISSUE IN EFFECT ON DATE OF INVITATIONS FOR BID.

(A) DENOTES CHANGES

P.A. NAVY- AS Other Cust USAF-99	TITLE FELT STRIP, PACKING GLAND	MILITARY STANDARD MS28932
Procurement Specification C-F-206 (c)	SUPERSEDES: AN6232	SHEET 1 OF 1

APPROVED 30 Sep 58 REVISED (A) 26 SEPT 1977

1. State of israel Ministry of Transport Civil Aviation Administration (CAAI)	2. AIRWORTHINESS APPROVAL TAG CAAI FORM 8130-3	3. System Tracking Ref. No. 42-AT02465
---	---	---

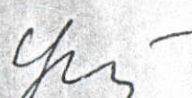
4. Organization ISRAEL AIRCRAFT INDUSTRIES LTD (IAI) BEN GURION INTERNATIONAL AIRPORT 70100 ISRAEL	5. Work-order/Contract / Invoice No. 4105 0807277447
---	---

6. Item	7. Description	8. Part No.	9. Eligibility*	10. Quantity	11. Serial / Batch No.	12. Status / Work
16	STOPPER	123585-11	MODEL 1124	30	NONE	NEW

* Limited life parts must be accompanied by maintenance history including total time/total cycles/time since new

13. Remarks NONE. COUNTRY OF DESTINATION - U.S.A.

14. <input checked="" type="checkbox"/> New <input type="checkbox"/> Newly overhauled Certifies that the part(s) identified above except as otherwise specified in block 13, was (were) manufactured / inspected in accordance with the airworthiness regulations of the stated country and/or in the case of parts to be exported with the approved design data and with the notified special requirements of the importing country.	19. Return to service in accordance with CAAI, "General Operating and Flight Rules" Regulation No. 133 Certifies that the work specified in block 13 above was carried out in accordance with CAAI airworthiness regulations and in respect to the work performed, the part(s) is (are) approved for return to service
--	---

15. Signature 	16. CAAI Authority No. CAAI 13-46	Authorized Signature	21. Certificate No.
17. Name (typed or printed) Y. LEVIT	18. Date 04. AUG. 98	Name (typed or printed)	23. Date

3. System Tracking Ref. No. 45-AT02455		2. AIRWORTHINESS APPROVAL TAG CAAI FORM 8130-3		1. State of Israel Ministry of Transport Civil Aviation Administration (CAAI)	
5. Work-order/Contract / Invoice No. 4105 080727447		4. Organization ISRAEL AIRCRAFT INDUSTRIES BEN GURION INTERNATIONAL AIRPORT			
15. Status \ Work NEW		8. Part No. 153585-11		7. Description STOPPER	
<h2>USER / INSTALLER RESPONSIBILITY</h2> <p>It is important to understand that the existence of this Document alone does not automatically constitute authority to install the part / component / assembly.</p> <p>Where the user / installer works in accordance with the national regulations of an Airworthiness Authority different than the CAAI, it is essential that the user / installer ensures that his / her Airworthiness Authority accepts parts / components / assemblies from the CAAI.</p> <p>Statements 14 and 19 do not constitute installation certification. In all cases the aircraft maintenance record must contain an installation certification issued in accordance with the national regulation by the user/installer before the aircraft may be flown.</p>					
<p>13. Remarks * Limited life parts must be accompanied by maintenance history including total time/flight cycles from issue date.</p>					
<p>14. <input checked="" type="checkbox"/> New <input type="checkbox"/> Newly overhauled</p> <p>Centres first the part(s) identified above except as otherwise specified in block 15. The part(s) was (were) manufactured / inspected in accordance with the airworthiness regulations of the stated country and/or in the case of parts to be exported with the approved design data and with the notified special requirements of the importing country.</p>					
21. Certificate No.		18. CAAI Signature CAAI		16. Signature <i>[Signature]</i>	
23. Date		18. Date 02/11/02		17. Name (Printed) Y. LEVIT 1226/2	

1. UNITED STATES	2. <h1 style="text-align: center;">FAA FORM 8130-3</h1> <p style="text-align: center;">AIRWORTHINESS APPROVAL TAG U.S. Department of Transportation Federal Aviation Administration</p>	3. System Tracking Reference Number 991222KKJ4 101448
------------------	---	---

4. Organization Barber-Colman Company 1354 Clifford Avenue, P.O. Box 2940 Loves Park, IL 61132-2940	5. Work Order, Contract, or Invoice Number: 955-32-058640-00 796-32-036245-00 DD0122
--	---


6. Item	7. Description	8. Part Number	9. Eligibility*	10. Quantity	11. Serial/Batch Number	12. Status/Work
001	CONTROL BOX, WINDSHIELD TEMP	HYLZ 9661	Israel Aircraft 1123, 1124, 1125 Westwind ASTRA, ASTRA SPX	1 PC.	S/N 982B	NEW

13. Remarks: HYLZ 9661 REV. B, DATED 91-6-27

AIRWORTHINESS APPROVAL - PARTS. THIS FORM IS NOT AN EXPORT APPROVAL.

Limited life parts must be accompanied by maintenance history including total time/total cycles/time since new.

<p>14. New <input checked="" type="checkbox"/></p> <p>Newly Overhauled <input type="checkbox"/></p> <p>Certifies that the new or newly overhauled part(s) identified above, except as otherwise specified in block 13 was (were) manufactured in accordance with FAA approved design data and airworthiness regulations.</p> <p>NOTE: In case of parts to be exported, the special requirements of the importing country have been met.</p>	<p>19. Return to Service in Accordance with FAR 43.9</p> <p>Certifies that the work specified in block 13 (or attached) above was carried out in accordance with FAA airworthiness regulations and in respect to the work performed the part(s) is (are) approved for return to service.</p>
--	---

15. Signature 	16. FAA Authorization No: DMIR501603CE	20. Authorized Signature:	21. Certificate Number:
17. Name (Typed or Printed) KIM K. JOHNSON	18. Date: 12-22-99	22. Name (Typed or Printed)	23. Date:

Airworthiness Approval Tag User/Installer Responsibilities

It is important to understand that the existence of this document alone does not automatically constitute authority to install the part/component/assembly.

Where the user/installer work in accordance with the national regulations of an Airworthiness Authority different than the Airworthiness Authority of the country specified in block 1 it is essential that the user/installer ensures that his/her Airworthiness Authority accepts parts/components/assemblies from the Airworthiness Authority of the country specified in block

Statements in block 14 and 19 do not constitute installation certification. In all cases aircraft maintenance records must contain an installation certification issued in accordance with the regulations by the user/installer before the aircraft may be flown.

The FAA Form 8130-3 and JAA Form One are equivalent. Other countries such as Canada also have equivalent acceptable documents

AIRWORTHINESS APPROVAL TAG

CAAI FORM 8130-3

1. State of israel Ministry of Transport Civil Aviation Administration (CAAI)	2.	3. System Tracking Ref. No. 42-AT02465
4. Organization ISRAEL AIRCRAFT INDUSTRIES LTD (IAI) BEN GURION INTERNATIONAL AIRPORT 70100 ISRAEL		5. Work-order/Contract / Invoice No. 4105 0807277447

6. Item	7. Description	8. Part No.	9. Eligibility*	10. Quantity	11. Serial / Batch No.	12. Status / Work
16	STOPPER	123585-11	MODEL 1124	30	NONE	NEW

* Limited life parts must be accompanied by maintenance history including total time/total cycles/time since new

13. Remarks

NONE

COUNTRY OF DESTINATION - U.S.A.

14.

New Newly overhauled

Certifies that the part(s) identified above except as otherwise specified in block 13, was (were) manufactured / inspected in accordance with the airworthiness regulations of the stated country and/or in the case of parts to be exported with the approved design data and with the notified special requirements of the importing country.

15. Signature

Y. LEVIT

16. CAAI Authority
CAAI 18-46

17. Name (typed or printed)
Y. LEVIT

18. Date
04 APR - 98

19. Return to service in accordance with CAAI, "General Operating and Flight Rules" Regulation No. 133

Certifies that the work specified in block 13 above was carried out in accordance with CAAI airworthiness regulations and in respect to the work performed, the part(s) is (are) approved for return to service

20. Authorized Signature

21. Certificate No.

22. Name (typed or printed)

23. Date

1. UNITED STATES

FAA FORM 8130-3

AIRWORTHINESS APPROVAL TAG

U.S. Department of Transportation
Federal Aviation Administration

3. System Tracking Ref. No.

22971

4. Organization

Dynamo Aviation, Inc.
16129 Leadwell St. Van Nuys CA 91406

5. Work Order, Contract, or Invoice Number:

22971

6. Item	7. Description	8. Part Number	9. Eligibility *	10. Quantity	11. Serial/Batch Number	12. Status/Work
1	Battery	20-5113		1	None	

13. Remarks

Replaced Cells 20 ea P/N 5113
Recharged.

Limited life parts must be accompanied by maintenance history including total time/total cycles/time since new.


14. New
Newly Overhauled

Certifies that the new or newly overhauled part(s) identified above, except as otherwise specified in block 13 was (were) manufactured in accordance with FAA approved design data and airworthiness.

NOTE: In case of parts to be exported, the special requirements of the importing country have been met.

19. Return to Service in Accordance with FAR 43.9

Certifies that the work specified in block 13 (or attached) above was carried out in accordance with FAA airworthiness regulations and in respect to the work performed the part(s) is (are) approved for return to service.

15. Signature	16. FAA Authorization No.:	20. Authorized Signature: 	21. Certificate Number: LZ3R676L
17. Name (Typed or Printed):	18. Date:	22. Name (Typed or Printed): Luis Garcia	23. Date: 2-00

Airworthiness Approval Tag

User/Installer Responsibilities

It is important to understand that the existence of this document alone does not automatically constitute authority to install the part/component/assembly.

Where the user/installer work in accordance with the national regulations of an Airworthiness Authority different than the Airworthiness Authority of the country specified in block 1 it is essential that the user/installer ensures that his/her Airworthiness Authority accepts parts/components/assemblies from the Airworthiness Authority of the country specified in block 1.

Statements in block 14 and 19 do not constitute installation certification. In all cases aircraft maintenance records must contain an installation certification issued in accordance with the regulations by the user/installer before the aircraft may be flown.

The FAA Form 8130-3 and JAA Form One are equivalent. Other countries such as Canada also have equivalent acceptable documents

DYNAMO AVIATION, INC.

FAA Repair Station No. LZ3R676L
16129 Leadwell Street
Van Nuys, CA 91406

Work Sheet A

CUSTOMER Roig West DATE 2-2-00 DEL. REQ'D _____

INVOICE 22971 PURCHASE ORDER NO. PO-000095.1

MFG. Marathon CHARGE RATE 120 MA DISCHARGE 1.2 Amps

TYPE 20-5113 PART NUMBER 38451-004 SERIAL NO. None

PHYSICAL CONDITION Good COMPLIED W/FAA AD 80-18-087 _____

FUSES N/A CONDITION OF REAR CONNECTOR N/A

RESIDUAL VOLTAGE OF PACKS WHEN RECEIVED PACK A 15.4 PACK B _____

Discharged PACK A _____ PACK B _____

NO. OF OPEN CELLS N/A PACK A _____ PACK B _____

NO. OF CELLS REPLACED 20 ea.

END OF CHARGE VOLTAGE _____

CAPACITY CHECK A 20% CAPACITY CHECK B _____%

REASSEMBLY COMPLETE YES

TRANSISTOR LEAKAGE CHECK _____ VOLTS

INVERTER CHECK: AC VOLTAGE PINS 7+3 = _____ DC VOLTAGE PINS 7+11 = _____

PINS 3+1 = _____
PINS 7+4 = _____
PINS 7+5 = _____

COMMENTS: Replaced Cells 20ea P/N 5113

Recharged.

REPAIRED BY JC. Figueroa D.A.
5 REPAIR CERT. _____

CHIEF INSPECTOR [Signature] DAI
QC
5 A & P _____

TAGGED: 8130 X YELLOW _____ GREEN _____ RED _____

1. UNITED STATES	2. FAA FORM 8130-3 AIRWORTHINESS APPROVAL TAG U. S. Department of Transportation Federal Aviation Administration	3. System Tracking Ref. No. 22975
------------------	--	--

4. Organization Dynamo Aviation, Inc. 16129 Leadwell St Van Nuys, Ca. 91406	5. Work Order, Contract, or Invoice 22975
--	--

6. Item	7. Description	8. Part Number	9. Eligibility*	10. Quantity	11. Serial/ Batch Number	12. Status/Work
1.	Battery	SP-400	***** ***** *****	1.	9506152	deep cycled

13. Remarks
Deep Cycled, Water Level Checked, Torqued and Probe Checked

Limited life parts must be accompanied by maintenance history including total time/total cycles/time since new.

14. New <input type="checkbox"/> Newly Overhauled <input type="checkbox"/> Certifies that the new or newly overhauled part(s) identified above, except as otherwise specified in block 13 was (were) manufactured in accordance with FAA approved design data and airworthiness. NOTE: In case of parts to be exported, the special requirements of the importing country have been met.	19. Return to Service in Accordance with FAR 43.9 Certifies that the work specified in block 13 (or attached) above was carried out in accordance with FAA airworthiness regulations and in respect to the work performed the part(s) is (are) approved for return to service.
---	---

15. Signature	16. FAA Authorization No.:	20. Authorized Signature 	21. Certificate Number LZ3R676L
17. Name (Typed or Printed):	18. Date:	22. Name (Typed or Printed): Luis Garcia	23. Date: 7-19-00

Airworthiness Approval Tag User/Installer Responsibilities

It is important to understand that the existence of this document alone does not automatically constitute authority to install the part/component/assembly.

Where the user/installer work in accordance with the national regulations of an Airworthiness Authority different than the Airworthiness Authority of the country specified in block 1 it is essential that the user/installer ensures that his/her Airworthiness Authority accepts parts/components/assemblies from the Airworthiness Authority of the country specified in block 1.

Statements in block 14 and 19 do not constitute installation certification. In all cases aircraft maintenance records must contain an installation certification issued in accordance with the regulations by the user/installer before the aircraft may be flown.

The FAA Form 8130-3 and JAA Form One are equivalent. Other countries such as Canada also have equivalent acceptable documents

TOMER: Roig West
 NO.: PO-000120.4

Dynamo Aviation, Inc.
 FAA Repair Station No. LZ3R676L
 16129 Leadwell Street
 Van Nuys, CA 91406

INVOICE NO.: 22975

WORKSHEET B

DATE: 2-16-00 DEL DATE: _____ REASON FOR WORK: D/c CONDITION OF BATTERY UPON RECEIPT: Charged OPEN CIRCUIT VOLTAGE: 25.9
 NO.: 9506152 BATTERY/CELL TYPE: SP-400 CAPACITY: 60 MINUTES 40.0 AH
 CHARGE AT: 40.0 AMPS
 ADDITIONAL REMARKS: OK!!

TESTING PERFORMED

CHARGING READING DATE: <u>2-16-00</u>	MAIN CHARGE DATE: <u>2-17</u> AMP <u>20.0</u>	TOP CHARGE DATE: <u>2-17</u> AMP <u>8.0</u>	DISCHARGE DATE: <u>2-17</u> AMP <u>40.0</u>	MAIN CHARGE DATE: <u>2-18</u> AMP <u>20.0</u>	TOP CHARGE DATE: <u>2-18</u> AMP <u>8.0</u>	DISCHARGE DATE: _____ AMP _____
VOLTS PER CELL:	VOLTS PER CELL:	VOLTS PER CELL:	VOLTS PER CELL: <u>60 MIN</u>	VOLTS PER CELL:	VOLTS PER CELL:	VOLTS PER CELL:
30	1. 170	1. 167	1. 105	1. 172	1. 168	1. /
30	2. 172	2. 168	2. 107	2. 171	2. 167	2. /
131	3. 172	3. 167	3. 111	3. 171	3. 168	3. /
131	4. 172	4. 167	4. 107	4. 170	4. 167	4. /
130	5. 171	5. 167	5. 111	5. 172	5. 168	5. /
132	6. 172	6. 167	6. 102	6. 169	6. 166	6. /
130	7. 173	7. 168	7. 106	7. 172	7. 168	7. /
129	8. 172	8. 168	8. 110	8. 173	8. 169	8. /
131	9. 172	9. 168	9. 111	9. 173	9. 169	9. /
131	10. 148	10. 159	10. 115	10. 170	10. 165	10. /
131	11. 172	11. 168	11. 110	11. 172	11. 168	11. /
136	12. 173	12. 169	12. 106	12. 172	12. 168	12. /
131	13. 172	13. 168	13. 111	13. 172	13. 168	13. /
130	14. 145	14. 157	14. 116	14. 167	14. 162	14. /
131	15. 173	15. 168	15. 109	15. 173	15. 169	15. /
130	16. 171	16. 166	16. 105	16. 168	16. 166	16. /
131	17. 176	17. 171	17. 105	17. 173	17. 169	17. /
130	18. 155	18. 160	18. 109	18. 169	18. 166	18. /
130	19. 146	19. 157	19. 113	19. 169	19. 167	19. /
130	20. 173	20. 169	20. 107	20. 173	20. 168	20. /
TOTAL <u>25.9</u> VOLTS	TOTAL <u>33.7</u> VOLTS	TOTAL <u>33.2</u> VOLTS	TOTAL <u>21.5</u> VOLTS	TOTAL <u>34.3</u> VOLTS	TOTAL <u>33.5</u> VOLTS	TOTAL _____ VOLTS

CONDITION OF BATTERY UPON RELEASE: Charged 1,000 AMP START LOAD: N/A VOLTS
 CAPACITY: 60 MINUTES 40 AH FULL CHARGE: YES TEMPERATURE PROBE CHECK: YES
 CHARGE, OPEN CIRCUIT: 26.5
 TESTS PERFORMED: _____

WATER CHECKED: ADDED TORQUED DEEP CYCLED RECHARGED _____ TOP CHARGE _____
 BY: [Signature] REPAIRMAN NO.: _____
 INSPECTOR: [Signature] A&P NO.: _____
 TAGGED: 8130-3 _____ YELLOW _____ GREEN _____ RED _____
 FORM DA 14

1. UNITED STATES	2. FAA FORM 8130-3 AIRWORTHINESS APPROVAL TAG U. S. Department of Transportation Federal Aviation Administration	3. System Tracking Ref. No. 22975
------------------	---	--


4. Organization Dynamo Aviation, Inc. 16129 Leadwell St Van Nuys, Ca. 91406	5. Work Order, Contract, or Invoice 22975
--	--

6. Item	7. Description	8. Part Number	9. Eligibility*	10. Quantity	11. Serial/ Batch Number	12. Status/Work
1.	Battery	SP-400	***** ***** *****	1.	8812674	Deep cycle

13. Remarks
Deep Cycled, Water Level Checked, Torqued and Probe Checked

Limited life parts must be accompanied by maintenance history including total time/total cycles/time since new.

14. New <input type="checkbox"/> Newly Overhauled <input type="checkbox"/> Certifies that the new or newly overhauled part(s) identified above, except as otherwise specified in block 13 was (were) manufactured in accordance with FAA approved design data and airworthiness. NOTE: In case of parts to be exported, the special requirements of the importing country have been met.	19. Return to Service in Accordance with FAR 43.9 Certifies that the work specified in block 13 (or attached) above was carried out in accordance with FAA airworthiness regulations and in respect to the work performed the part(s) is (are) approved for return to service.
--	--

15. Signature	16. FAA Authorization No.:	20. Authorized Signature 	21. Certificate Number LZ3R676L
17. Name (Typed or Printed):	18. Date:	22. Name (Typed or Printed): Louis Garcia	23. Date: 2-19-00

* (Optional) Installer must cross check eligibility with applicable technical data.

Airworthiness Approval Tag User/Installer Responsibilities

It is important to understand that the existence of this document alone does not automatically constitute authority to install the part/component/assembly.

Where the user/installer work in accordance with the national regulations of an Airworthiness Authority different than the Airworthiness Authority of the country specified in block 1 it is essential that the user/installer ensures that his/her Airworthiness Authority accepts parts/components/assemblies from the Airworthiness Authority of the country specified in block 1.

Statements in block 14 and 19 do not constitute installation certification. In all cases aircraft maintenance records must contain an installation certification issued in accordance with the regulations by the user/installer before the aircraft may be flown.

The FAA Form 8130-3 and JAA Form One are equivalent. Other countries such as Canada also have equivalent acceptable documents

CUSTOMER: Roig West
 O. NO.: PO-000120.3

Dynamo Aviation, Inc.
 FAA Repair Station No. LZ3R676L
 16129 Leadwell Street
 Van Nuys, CA 91406

INVOICE NO.: 22975

WORKSHEET B

DATE: 2-16-60 DEL. DATE: ASAP! REASON FOR WORK: D/C CONDITION OF BATTERY UPON RECEIPT: charged OPEN CIRCUIT VOLTAGE: 26.0
 S/N: 8812674 BATTERY/CELL TYPE: SP-400 CAPACITY: 60 MINUTES: 40 AH
 CHARGE AT: 40.0 AMPS
 SECTION REMARKS: OK!

TESTING PERFORMED

INCOMING READING DATE: <u>2-16-60</u>	MAIN CHARGE DATE: <u>2-17</u> AMP <u>20.0</u>	TOP CHARGE DATE: <u>2-17</u> AMP <u>8.0</u>	DISCHARGE DATE: _____ AMP _____	MAIN CHARGE DATE: _____ AMP _____	TOP CHARGE DATE: _____ AMP _____	DISCHARGE DATE: _____ AMP _____
VOLTS PER CELL:	VOLTS PER CELL:	VOLTS PER CELL:	VOLTS PER CELL: <u>6.0 Min V</u>	VOLTS PER CELL:	VOLTS PER CELL:	VOLTS PER CELL:
1. <u>131</u>	1. <u>170</u>	1. <u>168</u>	1. <u>99</u>	1. <u>171</u>	1. <u>165</u>	1. _____
2. <u>130</u>	2. <u>169</u>	2. <u>166</u>	2. <u>114</u>	2. <u>168</u>	2. <u>161</u>	2. _____
3. <u>131</u>	3. <u>171</u>	3. <u>169</u>	3. <u>105</u>	3. <u>171</u>	3. <u>166</u>	3. _____
4. <u>132</u>	4. <u>172</u>	4. <u>165</u>	4. <u>104</u>	4. <u>170</u>	4. <u>166</u>	4. _____
5. <u>131</u>	5. <u>176</u>	5. <u>179</u>	5. <u>102</u>	5. <u>178</u>	5. <u>172</u>	5. _____
6. <u>130</u>	6. <u>168</u>	6. <u>171</u>	6. <u>99</u>	6. <u>173</u>	6. <u>167</u>	6. _____
7. <u>130</u>	7. <u>155</u>	7. <u>155</u>	7. <u>115</u>	7. <u>164</u>	7. <u>159</u>	7. _____
8. <u>130</u>	8. <u>176</u>	8. <u>174</u>	8. <u>98</u>	8. <u>171</u>	8. <u>164</u>	8. _____
9. <u>130</u>	9. <u>166</u>	9. <u>165</u>	9. <u>103</u>	9. <u>169</u>	9. <u>165</u>	9. _____
10. <u>129</u>	10. <u>167</u>	10. <u>174</u>	10. <u>113</u>	10. <u>166</u>	10. <u>161</u>	10. _____
11. <u>131</u>	11. <u>168</u>	11. <u>161</u>	11. <u>98</u>	11. <u>171</u>	11. <u>164</u>	11. _____
12. <u>130</u>	12. <u>160</u>	12. <u>157</u>	12. <u>102</u>	12. <u>167</u>	12. <u>162</u>	12. _____
13. <u>130</u>	13. <u>165</u>	13. <u>162</u>	13. <u>114</u>	13. <u>164</u>	13. <u>159</u>	13. _____
14. <u>129</u>	14. <u>170</u>	14. <u>169</u>	14. <u>99</u>	14. <u>165</u>	14. <u>160</u>	14. _____
15. <u>129</u>	15. <u>164</u>	15. <u>168</u>	15. <u>87</u>	15. <u>169</u>	15. <u>162</u>	15. _____
16. <u>136</u>	16. <u>164</u>	16. <u>165</u>	16. <u>105</u>	16. <u>166</u>	16. <u>160</u>	16. _____
17. <u>129</u>	17. <u>143</u>	17. <u>160</u>	17. <u>102</u>	17. <u>167</u>	17. <u>NEW</u>	17. _____
18. <u>130</u>	18. <u>174</u>	18. <u>176</u>	18. <u>110</u>	18. <u>180</u>	18. <u>173</u>	18. _____
19. <u>130</u>	19. <u>176</u>	19. <u>177</u>	19. <u>113</u>	19. <u>162</u>	19. <u>177</u>	19. _____
20. <u>130</u>	20. <u>174</u>	20. <u>172</u>	20. <u>114</u>	20. <u>173</u>	20. <u>168</u>	20. _____
TOTAL <u>26.0</u> VOLTS	TOTAL <u>33.6</u> VOLTS	TOTAL _____ VOLTS	TOTAL <u>20.5</u> VOLTS	TOTAL <u>34.0</u> VOLTS	TOTAL _____ VOLTS	TOTAL _____ VOLTS

CONDITION OF BATTERY UPON RELEASE: Charged 1,000 AMP START LOAD: _____ VOLTS
 CAPACITY: 60 MINUTES: 40 AH FULL CHARGE: yes TEMPERATURE PROBE CHECK: yes
 TIME OF CHARGE, OPEN CIRCUIT: 26.8
 WORK PERFORMED: Replaced Cells # 17, 2 P/N: 40SP100

WATER CHECKED ADDED TORQUED DEEP CYCLED RECHARGED TOP CHARGE
 CCH20
 ACCEPTED BY: [Signature] REPAIRMAN NO.: _____ A&P NO.: _____
 INSPECTOR: [Signature] TAGGED: 8130-3 YELLOW GREEN RED
 FORM D 10

1. UNITED STATES	2. FAA FORM 8130-3 AIRWORTHINESS APPROVAL TAG U. S. Department of Transportation Federal Aviation Administration	3. System Tracking Ref. No. 22977
------------------	--	--

4. Organization Dynamo Aviation, Inc. 16129 Leadwell St. Van Nuys, Ca. 91406	5. Work Order, Contract, or Invoice 22977
---	--

6. Item	7. Description	8. Part Number	9. Eligibility*	10. Quantity	11. Serial/Batch Number	12. Status/Work
1.	Power Supply	PS-823 B/T	***** ***** *****	1.	1310	Deep Cycle

13. Remarks
 Deep Cycled & Functional checked.
 Replaced Pack "B"

Limited life parts must be accompanied by maintenance history including total time/total cycles/time since new.

14. New <input type="checkbox"/> Newly Overhauled <input type="checkbox"/> Certifies that the new or newly overhauled part(s) identified above, except as otherwise specified in block 13 was (were) manufactured in accordance with FAA approved design data and airworthiness. NOTE: In case of parts to be exported, the special requirements of the importing country have been met.	19. Return to Service in Accordance with FAR 43.9 Certifies that the work specified in block 13 (or attached) above was carried out in accordance with FAA airworthiness regulations and in respect to the work performed the part(s) is (are) approved for return to service.
--	---

15. Signature	16. FAA Authorization No.:	20. Authorized Signature <i>[Signature]</i>	21. Certificate Number LZ3R676L
17. Name (Typed or Printed):	18. Date:	22. Name (Typed or Printed): Luis S. Garcia	23. Date: 2-18-00

Airworthiness Approval Tag User/Installer Responsibilities

It is important to understand that the existence of this document alone does not automatically constitute authority to install the part/component/assembly.

Where the user/installer work in accordance with the national regulations of an Airworthiness Authority different than the Airworthiness Authority of the country specified in block 1 it is essential that the user/installer ensures that his/her Airworthiness Authority accepts parts/components/assemblies from the Airworthiness Authority of the country specified in block 1.

Statements in block 14 and 19 do not constitute installation certification. In all cases aircraft maintenance records must contain an installation certification issued in accordance with the regulations by the user/installer before the aircraft may be flown.

The FAA Form 8130-3 and JAA Form One are equivalent. Other countries such as Canada also have equivalent acceptable documents

DYNAMO AVIATION, INC.

FAA Repair Station No. LZ3R676L

16129 Leadwell Street

Van Nuys, CA 91406

Work Sheet A

CUSTOMER Raig West DATE 2-16-00 DEL REQ'D _____

INVOICE 22972 PURCHASE ORDER NO. PO-000120.2

MFG. JET CHARGE RATE 200 MA DISCHARGE 2.0 Amps.

TYPE PS-823 B/T PART NUMBER 501-1075-06 SERIAL NO. 1310

PHYSICAL CONDITION Good. COMPLIED W/FAA AD 80-18-087 YES.

FUSES Good. CONDITION OF REAR CONNECTOR Good.

RESIDUAL VOLTAGE OF PACKS WHEN RECEIVED PACK A 25.9 PACK B 26.0

charged PACK A _____ PACK B _____

NO. OF OPEN CELLS N/A PACK A _____ PACK B _____

NO. OF CELLS REPLACED N/A

END OF CHARGE VOLTAGE 27.1

CAPACITY CHECK A 60 MIN % CAPACITY CHECK B NEW %

REASSEMBLY COMPLETE Yes

TRANSISTOR LEAKAGE CHECK _____ VOLTS

INVERTER CHECK: AC VOLTAGE PINS 7+3 = 130 DC VOLTAGE PINS 7+11 = _____

PINS 3+1 = 130

PINS 7+4 = 29.0

PINS 7+5 = 5.1

COMMENTS: Replaced Pack "B", DEEP cycled and Functional checked.

REPAIRED BY J.C. Figueroa D.A.
5 REPAIR CERT. _____


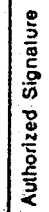
CHIEF INSPECTOR [Signature] DAI
QC
5 A & P _____

TAGGED: 8130 X YELLOW _____ GREEN _____ RED _____

FAA FORM 8130-3

AIRWORTHINESS APPROVAL TAG

U.S. Department of Transportation
Federal Aviation Administration

1. UNITED STATES	2. FAA FORM 8130-3 AIRWORTHINESS APPROVAL TAG U.S. Department of Transportation Federal Aviation Administration			3. System Tracking Ref. No. ASE3197KP		
4. Organization ALLIEDSIGNAL AEROSPACE 111 S. 34TH STREET P.O. BOX 52181 PHOENIX, AZ 85034-2181	ALLIEDSIGNAL ENGINES 111 S. 34TH STREET P.O. BOX 52181 PHOENIX, AZ 85034-2181	5. Work Order, Contract or Invoice Number C-521621				
6. Item	7. Description	8. Part Number	9. Eligibility*	10. Quantity	11. Serial/Batch Number	12. Status/Work
1	VALVE, SHUTOFF LAST ITEM	978812-5-1	VARIOUS	1	S/N: 10085	NEW
13. Remarks AIRWORTHINESS APPROVAL - PARTS. FOR DOMESTIC SHIPMENTS ONLY. THIS FORM IS NOT AN EXPORT APPROVAL.						
Limited life parts must be accompanied by maintenance history including total time/total cycles/time since new.						
14. New Newly Overhauled Certifies that the new or newly overhauled part(s) identified above, except as otherwise specified in block 13 was (were) manufactured in accordance with FAA design data and airworthiness.	<input checked="" type="checkbox"/> X <input type="checkbox"/>			19. Return to Service In Accordance with FAR 43.9 Certifies that the work specified in block 13 (or attached) above was carried out in accordance with FAA airworthiness regulations and in respect to work performed the part(s) is (are) approved for return to service.		
NOTE: In case of parts to be exported, the special requirements of the importing country have been met.						
15. Signature  KENNETH C. PRICE	16. FAA Authorization No. ODAAF602216NM	18. Date 11-4-99	20. Authorized Signature 	22. Name (Typed or Printed) KENNETH C. PRICE	21. Certificate Number	23. Date

*(Optional) Installer must cross check eligibility with applicable technical data.

ICON HEALTH 36920

1. UNITED STATES	2. FAA FORM 8130-3 AIRWORTHINESS APPROVAL TAG U.S. Department of Transportation Federal Aviation Administration	3. System Tracking Ref No. C7Y9A001
------------------	---	--

4. Organization Duncan Aviation/Lincoln Airport/Lincoln, NE 68524	5. Work Order, Contract or Invoice C7Y9A
---	---

6. Item	7. Description	8. Part Number	9. Eligibility*	10. Qty	11. Serial/Batch	12. Status/Work
001	COMPUTER, FLIGHT GUID	622-5224-005	TBV by installer	001	5128	Inspected

13. Remarks

IFR AVIONICS
P/N 622-5224-005 S/N 5128 M/N FGC-80F MAKE COLLINS

Discrepancy: Intermittent computer flag when heading bug on pilots HSI is moved. Flag pops into view on pilots ADI.

Preliminary findings: Bench checked. Found Computer monitor circuit defective when environmentally tested cold.

Corrective actions: Troubleshoot computer monitor circuit, replaced defective components, cleaned, and inspected. Functional tested unit per Collins FGC-80F Flight Guidance Computer Repair Manual.

TECHNICIAN: STANLEY R. PROCHASKA

This document constitutes a signed copy of the work order.

Life Limited parts must be accompanied by maintenance history including total time/total cycles/time since new.

14. New <input type="checkbox"/> Newly Overhauled <input type="checkbox"/> Certifies that the new or newly overhauled part(s) identified above, except as otherwise specified in block 13 was (were) manufactured in accordance with FAA approved design data and airworthiness. NOTE: In case of parts to be exported, the special requirements of the importing country have been met.	19. Return to Service in Accordance with FAR 43.9 Certifies that the work specified in block 13 (or attached) above was carried out in accordance with FAA airworthiness regulations and in respect to the work performed, the part(s) are approved for return to service.
---	---

15. Signature	16. FAA Authorization No.	20. Authorized Signature <i>Steve Krings</i> Duncan QI 43	21. Certificate Number JGVR194F
17. Name (Typed or Printed)	18. Date	22. Name (Typed or Printed) Steve J. Krings	23. Date 3/30/00

Airworthiness Approval Tag User/Installer Responsibilities

It is important to understand that the existence of this document alone does not automatically constitute authority to install the part/component/assembly. Where the user/installer work in accordance with the national regulations of an Airworthiness Authority different than the Airworthiness Authority of the country specified in block 1, it is essential that the user/installer ensures that his/her Airworthiness Authority accepts parts/components/assemblies from the Airworthiness Authority of the country specified in block 1.

Statements on block 14 and 19 do not constitute installation certification. In all cases aircraft maintenance records must contain an installation certification issued in accordance with the national regulations by the user/installer before the aircraft may be flown.

The FAA Form 8130-3 and JAA Form One are equivalent. Other countries such as Canada also have equivalent acceptable documents.