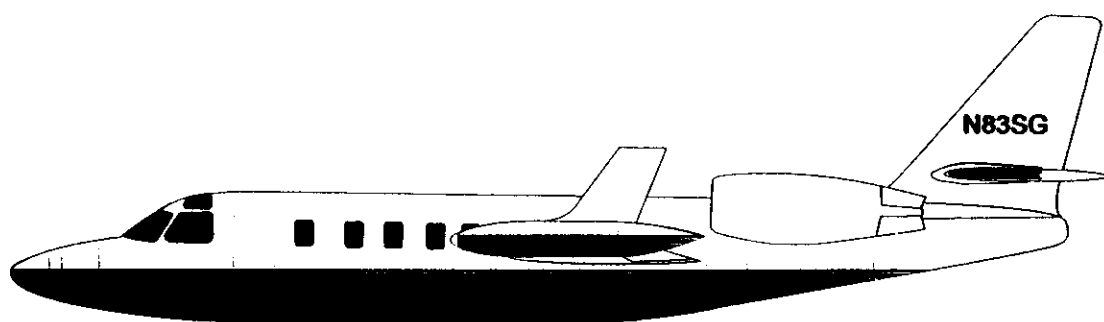


N83SG



AIRFRAME LOG BOOK

Westwind 1124A

Serial Number: 368

Date of Manufacture: November 1981

Type Approval: A2SW



TRANSPORT
CANADA
A.M.O.
109 - 97

17 OCTOBER 1998
W.O. 980194

AIRCRAFT WORK REPORT

REG'N: N83SG

MODEL: 1124A

AND LOGBOOK ENTRY

A/C T.T.: 6519.5

S.N.: 368

report by M. Sjerdal

Ldgs.: 4889

Page 1 of 5

The following maintenance has been performed per customer request
and the Israel Aircraft Industries Westwind Model 1124 Maintenance Manual.

A. INSPECTIONS

Airframe: s.n.: 368 6519.5 hours 4889 landings

800-Hour Airframe Inspection completed.

800-Hour Structural Inspection completed.

150 Flight Hour Inspection completed.

Aircraft exterior re-painted.

Aircraft interior refurbished.

Aircraft weighed.

Pre-flight inspection completed.

Powerplant - Left: s.n.: P77482 6202.7 hours 4546 cycles D.o.M.: 11 Sept '81

800-Hour Inspection performed per AlliedSignal AeroSpace TFE 731 L.M.M.

Function tests and adjustments performed as required after re-installation.

Refer to TFE 731 Engine Logbook for further detail.

Powerplant - Right: s.n.: P77488 6470.9 hours 4445 cycles D.o.M.: 12 Sept. '81

Engine removed and re-installed.

Full 4200-Hour Inspection (MPI/CZI) performed by AlliedSignal Engines, Phoenix.

Function tests and adjustments performed as required after re-installation.

Refer to TFE 731 Engine Logbook for further detail.

B. AIRWORTHINESS DIRECTIVES

AD Number	SB Reference	Description	Disposition
74-08-09 39-9680	none	Inspect Lavatory Waste Receptacles.	C/W - No faults found.
89-12-08 39-6233	1124-55-020	Inspect Horizontal Stabilizer aft spar splice fitting.	C/W - No faults found
98-20-35 39-10802	1124-27-133 R1	Inspect Horizontal Stabilizer Trim Actuator.	C/W - No faults found
92-12-02 39-8262	1124-27-100	Inspect Aileron Torque Transfer Tubes.	C/W - No faults found.

AIRCRAFT WORK REPORT	REG'N: N83SG	MODEL: 1124A
AND LOGBOOK ENTRY	A/C T.T.: 6519.5	S.N.: 368
report by M. Sjerdal	Ldgs.: 4889	Page 2 of 5

C. SERVICE BULLETINS

Number	Description	Disposition
1124-53-026	Closure of tailcone vent holes.	C/W
1124-56-113	Improved cockpit side window installation – co-pilots only.	New window installed.
1124-29A-140	Installation of CB for hydraulic low pressure.	C/W
1124-32-139	Inspect upper and lower steering brackets. Previously C/W at 6346.0 04-06-98.	Recurrent inspection next due at 7146.0 hours TAT.

D. CAMP Codes The following customer supplied CAMP Card Items have been accomplished at this time:

CODE	TASK DESCRIPTION	CODE	TASK DESCRIPTION
050150	200 Hour Inspection	710610	Check # 2 Eng. Plumbing/Conn.
050300	400 / 200 Hour Inspection	713616	MPI # 2 Engine
050600	800 / 400 / 200 Hour Inspection	726601	CZI # 2 Engine
051150	150 Hour Insp. Left Engine	740106	Op. Chk. # 1 eng. Ignition system
051250	150 Hour Insp. Right Engine	740116	Insp. # 1 eng. 6:00 plug
051300	300 Hour Insp. Left Engine	740126	Insp. # 1 eng. 7:00 plug
052300	300 Hour Insp. Right Engine	740611	Op. Chk. # 2 eng. Ignition system
230400	Clean Test CVR Beacon	740616	insp. # 2 eng. 6:00 plug
240116	Overhaul # 1 Eng. St./Gen.	740626	Insp. # 2 eng. 7:00 plug
260169	Vis. Insp. Cockpit fire extinguisher	780136	Clean/lube #1 eng. TR feedback cable
260181	Vis. Insp. Cabin fire extinguisher	780636	Clean/lube #2 eng. TR feedback cable
330226	Battery, emerg. lights,	791621	Change # 2 eng. Oil
330228	Charge emerg. light battery	911290	SB1124-27-129 left aileron
344616	Insp. emerg. Power supply	911291	SB1124-27-129 right aileron
350166	Check pilots O2 mask	911400	SB 1124-29A-140 replace CB
350169	Check co-pilots O2 mask	973636	SB TFE731 A72-3636 left engine
530200	Insp. Fwd – Aft Press. Bulkhead	973665	SB TFE731 A72-3636 right engine
530205	Insp. Fwd to aft main frames	990020	AD74-08-09 Lav Waste
710109	Check # 1 Eng. Elect. Wire/Conn.	990131	AD89-12-08 Spar splice insp.
710110	Check # 1 Eng. Plumbing/Conn.	991615	AD 98-06-10 Insp. Hyd. Fuses
710609	Check # 2 Eng. Elect. Wire/Conn.	991560	AD 96-24-11 Left Aileron
991561	AD 96-24-11 Right Aileron		

end

AIRCRAFT WORK REPORT	REG'N: N83SG	MODEL: 1124A
AND LOGBOOK ENTRY	A/C T.T.: 6519.5	S.N.: 368
report by M. Sjerdal	Ldgs.: 4889	Page 3 of 5

E. STRUCTURAL INSPECTIONS / Non-Destructive Testing

Refer to Cantech Inspections Ltd. report, W.O.#A898-226, dated 17 Aug 98, attached.

F. PARTS REPLACED / REPAIRED / INSTALLED

ITEM No.	DESCRIPTION	QTY	PART NO.	SERIAL NO.	CONDITION	G.R.N.	TASK NO.
1	De-Ice Boot, left wing	1	25S7D5083-09	n.s.n.	new	11654	2
2	De-Ice Boot, right wing	1	25S7D5083-10	n.s.n.	new	11654	2
3	De-Ice Boot, left stabilizer	1	25S7D5083-3	n.s.n.	new	11654	2
4	De-Ice Boot, right stabilizer	1	25S7D5083-4	n.s.n.	new	11654	2
5	Stall Strip	2	3D2405-2	n.s.n.	new	11683	2
6	Engine, right	1	3072500-2	P77488	MPI/CZI	11664	5
7	Mount, engine, right	2	3071071-2	n.s.n.	FLPI	11664	5
8	Boilts, eng. Mount, right	8	3072571-2	n.s.n.	FLPI	11664	5
9	Hose, main fuel supply, right eng.	1	1300212-0152	n.s.n.	new	11704	25
10	Tube, florescent light	3	6635-1320-2S	n.s.n.	new	ngm	26
11	Tube, florescent light	1	6635-610-2S	n.s.n.	new	ngm	26
12	Switch, right nacelle heat	1	98505-12299	1371	new	11753	33
13	# 2 Nav Receiver	1	622-0876-001	16803	repaired	11749	41
14	Switch, pilots PTT	1	STD969-1	n.s.n.	new	11701	44
15	Potentiometer, audio control	2	533201752387	n.s.n.	new	11704	47
16	Altimeter, co-pilots	1	B4420210014	501	repaired	11706	49
17	Seals, aft engine pylon, left & right	2	AF150-20A	n.s.n.	new	11724	58
18	Ignitor, left engine, 6:00	1	3074541-1	98052267	new	11723	88
19	Ignitor, left engine, 7:00	1	3074541-1	98052270	new	11723	88
20	Seals, generator, left & right eng.	2	F10A5P10046-13	n.s.n.	new	11739	89
21	Seals, BP Valve, left & right eng.	2	F10A5P10046-11	n.s.n.	new	11890	89
22	Speakers, cockpit, co-pilots	2	WP6008	n.s.n.	new	ngm	98
23	Window, cockpit, co-pilots	1	343003-50152	n.s.n.	new	11739	100
24	Diode, D22 Priority Bus	1	IN2784	n.s.n.	new	11720	109
25	Bushing, rudder top	1	NAS75-4-010	n.s.n.	new	11758	111
26	Bushing, rudder, middle	1	NAS75-5-009	n.s.n.	new	11745	111
27	Bulb, logo light	1	DA-27	n.s.n.	new	ngm	121
28	Hoses, hyd. Press., l & r pumps	2	AE2460201G156	n.s.n.	new	11901	125
29	CB, Hyd. Power Indication	1	7274-47-3	n.s.n.	new	11777	127

continued...

AIRCRAFT WORK REPORT	REG'N: N83SG	MODEL: 1124A
AND LOGBOOK ENTRY	A/C T.T.: 6519.5	S.N.: 368
report by M. Sjerdal	Ldgs.: 4889	Page 4 of 5

F. PARTS REPLACED / REPAIRED / INSTALLED ...continued

ITEM No.	DESCRIPTION	QTY	PART NO.	SERIAL NO.	CONDITION	G.R.N.	TASK NO.
30	Terminals, pilots windshield heat	3	343026-93	n.s.n.	new	11777	128
31	Bearing, right eng. aft mount	1	GB502DN5	n.s.n.	new	11881	131
32	Battery, emergency lights	1	AD-2058	n.s.n.	new	11911	135
33	Seal, emergency exit, left	1	1900010	n.s.n.	new	11850	3
34	Starter/Generator, left engine	1	23065-018-1	2258	overhauled	11924	136

end

G. DISCREPANCIES RECTIFIED / OTHER WORK PERFORMED

ITEM No.	DESCRIPTION	TASK NO.
1	Minor fuel leakage out of wing lower surfaces repaired by sealing internal structure.	3
2	Temperature shift in right engine investigated. Borescope investigation showed major spalling. Refer to TFE 731 Engine Logbook for detail.	4
3	Door assembly for single point re-fuelling access, repaired.	11
4	Pilots outer glass windscreen removed, cleaned, inspected, re-installed and sealed.	12
5	Radome lightning diverter strips re-adhered to base material.	18
6	Several minor structure repairs/fastener replacements accomplished.	57
7	Cockpit overhead panel lighting printed circuit board wiring repaired.	65
8	Bonding Straps on tip tank aft fairings re-adhered to base material.	79
9	Aircraft interior refurbished.. All materials used meet FAR 25.853 (a) Appendix F Part I (a) (1) (ii). Refer to Skandia, Inc. Flammability Test Reports, dated 09-14-98, Test Plan #3618	2 2
10	Seats fireblocked. All materials used meet FAR 25.853 (c) Appendix F Part II Amendment 25-83 Refer to Skandia, Inc. Flammability Test Reports, dated 09-14-98, Test Plan #3618	2 2
11	Aircraft exterior re-painted. Base white: Sherwin Williams "Jet Glo" Matterhorn White 570-535 Trim grey: Sherwin Williams "Jet Glo" ICON Custom Brown 8334-8718	1
12	Flight controls balanced after painting.	
13	Exterior Placards replaced as required after painting.	24
14	Aircraft weighed. New Weight and Balance Report entered in Flight Manual.	126
15	Aircraft registration number changed from N368MD to N83SG.	

end



e_bowman@hotmail.com

Printed: Wednesday, December 3, 2003 8:07 PM

From : Tony Coon <tonycoon@executive-aircraft.net>
Sent : Wednesday, December 3, 2003 6:35 PM
To : <e_bowman@hotmail.com>
Subject : Fw: Missing formula

----- Original Message -----

From: "Sherwin-Williams #8718" <sw8718@sherwin.com>
To: <tonycoon@executive-aircraft.net>
Sent: Wednesday, December 03, 2003 7:15 AM
Subject: Missing formula

> Tony,
 >
 > Here is the quart formula for 83348718 Brown:
 >
 > 571900: 443grams
 > 574900: 483grams
 > 575901: 520grams
 > 570901: 636 grams
 >
 > THIS FORMULA APPEARS TO BE ACCUMULATIVE!!
 >
 > If you have anymore questions, let me know.
 >
 > Thanks,
 >
 > Jamie
 >



Camp Systems Int'l. Computerized Aviation Management Products

OPERATOR: **ICON HEALTH AND FITNESS, INC.** REPORT DATE **09/11/98** WORK COMPLIANCE FORM NO. **24.010**

AIRCRAFT NO.: **368**

MODEL: **1124A WESTWIND**

CARD NO: **24- 1**

AIRCRAFT REG.: **N368MD**

ISSUED **07-88** REV. **01-98**

PAGE **1**

2929368	WORK DUE AT			* = APU HRS.	Record time work accomplished for each task. Keep white copy for your records. Return yellow copy to CSI for updating.
24-001	DATE	HOURS	LANDINGS	CYCLES	
98254		6585			

WORK ACCOMPLISHED: DATE: MONTH 10 DAY 14 YEAR 98 AIRCRAFT HOURS: 6519.5 LANDINGS: 4889

TECHNICIAN SIGNATURE: [Signature] KIND OF CERTIFICATE & NO: AMO

INSPECTED BY: AMOMUS KIND OF CERTIFICATE & NO: 109-97

ONLY THE FOLLOWING WORK IS DUE AT THE TIME(S) NOTED ABOVE:

DUE > 240116 NO.1 ENGINE STARTER/GENERATOR MM 80-10-00 OVERHAUL

(240116) () PART NAME: NO.1 ENGINE STARTER/GENERATOR MM 80-10-00

REASON REMOVED: (CHECK ONE) TECHNICIAN: [Signature] INSP: AMUS

TIME A() FAIL B() WORN C() LOANER D() SCHEDCONV E() MOD G() SERVICE ENG CHG L() TIRE CHG M() DAMAGED T()

REMOVED P/N: 23065-018-1 S/N: 2258 MAN-HOURS: HRS _____ TENTHS _____

INSTALLED P/N: 23065-018-1 S/N: 2258 PRICE: \$ _____

INSTALLED TSN: HRS 1124 LDGS 1124 MOS 1124 INSTALLED TSO: HRS 0 LDGS 0 MOS 0

WARRANTY TIME REMAINING: HRS _____ LDGS _____ MOS _____ TIME SINCE REPAIR: HRS _____ LDGS _____ MOS _____

SIGNOFF ANY WORK ACCOMPLISHED BELOW. TECHNICIAN INSPECTOR MAN-HOURS

HRS.THS

240121 CHECK NO.1 STARTER/GENERATOR BRUSH WEAR/TENSION...MM 80-10-00.....

240123 INSPECT NO.1 STARTER GENERATOR SPLINE...ENG LMM 72-60-01.....

R NOTE: REFERENCE STEP 2.A.(4)(D).

240116, 240126

STARTER/GENERATOR - REMOVAL AND INSTALLATION, SERVICE, INSPECTION

REFERENCE CARD 24- 1

R EQUIPMENT: TORQUE WRENCH 0 TO 90 INCH-POUNDS

R CONSUMABLES: SOLVENT (FEDERAL SPECIFICATION PD 680, TYPE I)

NOTE: EQUIVALENT SUBSTITUTES MAY BE USED FOR THE FOLLOWING ITEMS: GREASE AEROSHELL 17 (MIL-G-21164), GREASE AEROSHELL 22 (MIL-G-81322), MOBIL GREASE NO.28 (MIL-G-81322), MOBIL GREASE NO.29 MOLYBDENUM-DISULPHIDE (MIL-G-81827), GREASE MIL-G-21164

A REMOVAL

1. DISCONNECT ELECTRICAL POWER FROM AIRCRAFT.
2. OPEN ENGINE SIDE COWL.
3. REMOVE BOLTS AND WASHERS SECURING AIR COOLING DUCT TO STARTER/GENERATOR AND DISCONNECT DUCT.
4. REMOVE NUT AND WASHERS SECURING PLASTIC COVER TO TERMINAL BLOCK AND REMOVE COVER.
5. TAG ELECTRICAL LEADS AND DISCONNECT THEM FROM TERMINAL BLOCK.
6. REMOVE SCREW AND WASHERS SECURING BONDING STRAP TO STARTER/GENERATOR AND DISCONNECT BONDING STRAP.
7. SUPPORT STARTER/GENERATOR AND LOOSEN CLAMP SECURING STARTER/GENERATOR TO MOUNTING PAD.
8. REMOVE STARTER/GENERATOR.
9. COVER ACCESSORY GEARBOX PAD.
10. RECORD PART NUMBER, SERIAL NUMBER AND REASON REMOVED IN SPACE PROVIDED ON PAGE 1.

B INSTALLATION

1. OK TO INSTALL. RECORD PART NUMBER, SERIAL NUMBER AND UNIT TIME IN SPACE PROVIDED ON PAGE 1.
2. UNCOVER ACCESSORY GEARBOX PAD.
3. THOROUGHLY CLEAN ENGINE DRIVE SPUR GEAR AND STARTER/GENERATOR DRIVE SHAFT WITH APPROVED SOLVENT.
4. LUBRICATE STARTER/GENERATOR DRIVE SHAFT WITH LUBRICANT LISTED IN THE ABOVE NOTE.
5. FOR GENERAL ELECTRIC 2CM504D2D: INSTALL STARTER/GENERATOR ON MOUNTING ADAPTER AND INSTALL SECURING CLAMP. TIGHTEN AND TORQUE CLAMP NUT 80 TO 90 INCH-POUNDS SAFETYWIRE CLAMP.
6. FOR LEAR SIEGLER 23065: INSTALL STARTER/GENERATOR ON MOUNTING ADAPTER AND INSTALL SECURING CLAMP. TIGHTEN AND

Detach completed yellow copy at perforation and return to: Camp Systems Int'l. 999 Marconi Ave. Ronkonkoma, New York 11779-7237

Camp Systems Int'l. Computerized Aviation Management Products

OPERATOR: **ICON HEALTH AND FITNESS, INC.** WORK COMPLIANCE FORM NO. **991625**
 AIRCRAFT NO.: **368** MODEL: **1124A WESTWIND**
 AIRCRAFT REG.: **N368MD** PAGE 1

2929368	WORK DUE AT	* = APU HRS.			Record time work accomplished for each task. Keep white copy for your records. Return yellow copy to CSI for updating.
99-001	DATE	HOURS	LANDINGS	CYCLES	
98254	12/20/99	NEXT 160			** NEW REQUIREMENT ** ADDED TO REPORT ON 09/09/98

WORK ACCOMPLISHED: DATE: MONTH 10 DAY 06 YEAR 98 AIRCRAFT HOURS: 6519.5 LANDINGS: 4889

TECHNICIAN SIGNATURE: _____ KIND OF CERTIFICATE & NO: AMO

INSPECTED BY: MKS KIND OF CERTIFICATE & NO: 109-97

 THE FOLLOWING WORK IS DUE AT THE TIME(S) NOTED ABOVE: TECHNICIAN INSPECTOR MAN-HOURS

991625 ALLIEDSIGNAL AD98-17-01 #2 ENGINE..... MKS MKS HRS.THIS

AIRWORTHINESS DIRECTIVE 98-17-01 AMENDMENT 39-10703
 REVISION NUMBER: ORIGINAL

EFFECTIVE DATE: OCTOBER 13, 1998

SUBJECT: TO PREVENT CRACKED FUEL TUBES AND SUBSEQUENT LEAKAGE OF FUEL ON AND AROUND ELECTRICAL COMPONENTS, WHICH CAN CAUSE AN ENGINE FIRE.

APPLICABILITY: ALLIEDSIGNAL TFE731-2, -3, AND -4 SERIES TURBOFAN ENGINES WITH FUEL TUBES, PART NUMBERS (P/NS) 3071051-1, 3073729-1, OR 3072886-1, INSTALLED.

COMPLIANCE: REQUIRED AS INDICATED, UNLESS ACCOMPLISHED PREVIOUSLY.
 WITHIN 160 HOURS TIME IN SERVICE (TIS) AFTER THE EFFECTIVE DATE OF THIS AD, OR PRIOR TO DECEMBER 20, 1999, WHICHEVER OCCURS FIRST, INSTALL AN IMPROVED FLEXIBLE FUEL TUBE IN ACCORDANCE WITH ACCOMPLISHMENT INSTRUCTIONS OF ALLIEDSIGNAL INC. ASB NO. TFE731-A73-3128, DATED FEBRUARY 26, 1997.

PLEASE CHECK ONE:

- AIRWORTHINESS DIRECTIVE ACCOMPLISHED (C/W).
- AIRWORTHINESS DIRECTIVE NOT APPLICABLE (N/A).
- AIRWORTHINESS DIRECTIVE DEFERRED UNTIL _____ (DUE TIME)

METHOD OF COMPLIANCE: N/A TO A/C TYPE.

Detach completed yellow copy at perforation and return to: Camp Systems Int'l. 999 Marconi Ave. Ronkonkoma, New York 11779-7237



Camp Systems Int'l. Computerized Aviation Management Products

OPERATOR: ICON HEALTH AND FITNESS, INC.

WORK COMPLIANCE FORM NO. 991620

AIRCRAFT NO.: 368

MODEL: 1124A WESTWIND

AIRCRAFT REG.: N368MD

PAGE 1

2929368	WORK DUE AT		* = APU HRS.		Record time work accomplished for each task. Keep white copy for your records. Return yellow copy to CSI for updating.
99-001	DATE	HOURS	LANDINGS	CYCLES	
98254	12/20/99	NEXT 160			** NEW REQUIREMENT ** ADDED TO REPORT ON 09/09/98

WORK ACCOMPLISHED: DATE: MONTH 10 DAY 06 YEAR 98 AIRCRAFT HOURS: 6519.5 LANDINGS: 4889

TECHNICIAN SIGNATURE: [Signature] KIND OF CERTIFICATE & NO: A710

INSPECTED BY: [Signature] KIND OF CERTIFICATE & NO: 109-97

THE FOLLOWING WORK IS DUE AT THE TIME(S) NOTED ABOVE: TECHNICIAN INSPECTOR MAN-HOURS

991620 ALLIEDSIGNAL AD98-17-01 #1 ENGINE..... [Signature] MIS HRS.THS

AIRWORTHINESS DIRECTIVE 98-17-01 AMENDMENT 39-10703
REVISION NUMBER: ORIGINAL

EFFECTIVE DATE: OCTOBER 13, 1998

SUBJECT: TO PREVENT CRACKED FUEL TUBES AND SUBSEQUENT LEAKAGE OF FUEL ON AND AROUND ELECTRICAL COMPONENTS, WHICH CAN CAUSE AN ENGINE FIRE.

APPLICABILITY: ALLIEDSIGNAL TFE731-2, -3, AND -4 SERIES TURBOFAN ENGINES WITH FUEL TUBES, PART NUMBERS (P/NS) 3071051-1, 3073729-1, OR 3072886-1, INSTALLED.

COMPLIANCE: REQUIRED AS INDICATED, UNLESS ACCOMPLISHED PREVIOUSLY.
WITHIN 160 HOURS TIME IN SERVICE (TIS) AFTER THE EFFECTIVE DATE OF THIS AD, OR PRIOR TO DECEMBER 20, 1999, WHICHEVER OCCURS FIRST, INSTALL AN IMPROVED FLEXIBLE FUEL TUBE IN ACCORDANCE WITH ACCOMPLISHMENT INSTRUCTIONS OF ALLIEDSIGNAL INC. ASB NO. TFE731-A73-3128, DATED FEBRUARY 26, 1997.

PLEASE CHECK ONE:

- AIRWORTHINESS DIRECTIVE ACCOMPLISHED (C/W).
- AIRWORTHINESS DIRECTIVE NOT APPLICABLE (N/A).
- AIRWORTHINESS DIRECTIVE DEFERRED UNTIL _____ (DUE TIME)

METHOD OF COMPLIANCE: N/A TO A/C TYPE

REFER TO APPLICABLE AIRWORTHINESS DIRECTIVE FOR PROCEDURE.

COPYRIGHT 1998 CAMP SYSTEMS INT'L.

Detach completed yellow copy at perforation and return to:
Camp Systems Int'l, 999 Marconi Ave. Ronkonkoma, New York 11779-7237



Camp Systems Int'l. Computerized Aviation Management Products

OPERATOR: ICON HEALTH AND FITNESS, INC.

WORK COMPLIANCE FORM NO. 320237

AIRCRAFT NO.: 368

MODEL: 1124A WESTWIND

AIRCRAFT REG.: N368MD

PAGE 1

2929368	WORK DUE AT		* = APU HRS.		Record time work accomplished for each task. Keep white copy for your records. Return yellow copy to CSI for updating.
00-000	DATE	HOURS	LANDINGS	CYCLES	
98282		EVERY 800			** NEW REQUIREMENT ** ADDED TO REPORT ON 10/05/98

WORK ACCOMPLISHED: DATE: MONTH 04 DAY 06 YEAR 98 AIRCRAFT HOURS: 6346.0 LANDINGS: 4787

TECHNICIAN SIGNATURE: [Signature] KIND OF CERTIFICATE & NO: FAA CRS

INSPECTED BY: MLCS KIND OF CERTIFICATE & NO: 46RR958L

THE FOLLOWING WORK IS DUE AT THE TIME(S) NOTED ABOVE:	TECHNICIAN	INSPECTOR	MAN-HOURS
			HRS.THS

320237 INSPECT NOSE LANDING GEAR UPPER STEERING BRACKET ASSEMBLY...MM 32-50-08.... [Signature] MLCS _____

NO MANUFACTURER TEXT ISSUED.

RECURRENT INSP NEXT DUE

AT 7146.0 HRS TAT Per S.B.

1124-2A32-139

Detach completed yellow copy at perforation and return to: Camp Systems Int'l. 989 Marconi Ave. Ronkonkoma, New York 11779-7237

 **Camp Systems Int'l. Computerized Aviation Management Products**

OPERATOR: **ICON HEALTH AND FITNESS, INC.**

WORK COMPLIANCE FORM NO. 320238

AIRCRAFT NO.: **368**

MODEL: **1124A WESTWIND**

AIRCRAFT REG.: **N368MD**

PAGE 1

2929368 XX-XXX 98282	WORK DUE AT	* = APU HRS.			Record time work accomplished for each task. Keep white copy for your records. Return yellow copy to CSI for updating.
	DATE	HOURS	LANDINGS	CYCLES	
	EVERY	800			** NEW REQUIREMENT ** ADDED TO REPORT ON 10/05/98

WORK ACCOMPLISHED: DATE: MONTH 04 DAY 06 YEAR 98 AIRCRAFT HOURS: 6346.0 LANDINGS: 4787

TECHNICIAN SIGNATURE: _____ KIND OF CERTIFICATE & NO: FIA CAS

INSPECTED BY: MCS KIND OF CERTIFICATE & NO: UARR 958L

THE FOLLOWING WORK IS DUE AT THE TIME(S) NOTED ABOVE: TECHNICIAN INSPECTOR MAN-HOURS
HRS.THS

320238 INSPECT NOSE LANDING GEAR LOWER STEERING BRACKET ASSEMBLY...MM 32-50-08.... MCS _____

FORM/TEXT CURRENTLY UNDER REVIEW/REVISION.
REFER TO THE CURRENT MANUFACTURER'S DOCUMENTATION.

RECURRENT INSP NEXT DUE AT
7146.0 HRS TAT
Per S.B. 1124 - 32 - 139

Detach completed yellow copy at perforation and return to:
Camp Systems Int'l. 999 Marconi Ave. Ronkonkoma, New York 11779-7237



Camp Systems Int'l. Computerized Aviation Management Products

OPERATOR: ICON HEALTH AND FITNESS, INC.

WORK COMPLIANCE FORM NO. 911400

AIRCRAFT NO.: 368

MODEL: 1124A WESTWIND

AIRCRAFT REG.: N368MD

PAGE 1

2929368 91-001 98282	WORK DUE AT			* = APU HRS.	Record time work accomplished for each task. Keep white copy for your records. Return yellow copy to CSI for updating.
	DATE	HOURS	LANDINGS	CYCLES	
		400			** NEW REQUIREMENT ** ADDED TO REPORT ON 09/23/98

WORK ACCOMPLISHED: DATE: MONTH 10 DAY 06 YEAR 98 AIRCRAFT HOURS: 6519.5 LANDINGS: 4889

TECHNICIAN SIGNATURE: _____ KIND OF CERTIFICATE & NO: ALLO

INSPECTED BY: ALCS KIND OF CERTIFICATE & NO: 29-97

THE FOLLOWING WORK IS DUE AT THE TIME(S) NOTED ABOVE: TECHNICIAN INSPECTOR MAN-HOURS

911400 SERVICE BULLETIN: ALERT SERVICE BULLETIN 1124-29A-140..... ALCS HRS.THIS

SUBJECT: HYDRAULIC POWER - INDICATION - INSTALLATION OF INDEPENDENT CIRCUIT BREAKER FOR LOW PRESSURE WARNING

EFFECTIVITY: MODELS 1124/1124A WESTWIND, ALL SERIAL NUMBERS.

COMPLIANCE: COMPLIANCE WITH THIS SERVICE BULLETIN IS MANDATORY AND IS REQUIRED TO BE ACCOMPLISHED BEFORE OR AT THE NEXT 400-HOUR INSPECTION.

ISSUE DATE: AUGUST 15, 1998

PLEASE CHECK ONE:

- SERVICE BULLETIN COMPLIED WITH (C/W).
- SERVICE BULLETIN NOT APPLICABLE (N/A).
- SERVICE BULLETIN DEFERRED UNTIL _____ (DUE TIME)

METHOD OF COMPLIANCE: _____

C.B. REPLACED PER
INSTRUCTIONS

Detach completed yellow copy at perforation and return to: Camp Systems Int'l, 999 Marconi Ave. Ronkonkoma, New York 11779-7237



Camp Systems Int'l. Computerized Aviation Management Products

OPERATOR: ICON HEALTH AND FITNESS, INC.

WORK COMPLIANCE FORM NO. 973636

AIRCRAFT NO.: 368

MODEL: 1124A WESTWIND

AIRCRAFT REG.: N368MD

PAGE 1

2929368	WORK DUE AT			* = APU HRS.	Record time work accomplished for each task. Keep white copy for your records. Return yellow copy to CSI for updating.
97-001	DATE	HOURS	LANDINGS	CYCLES	
98282	NEXT	24			

** NEW REQUIREMENT ** ADDED TO REPORT ON 10/05/98

WORK ACCOMPLISHED: DATE: MONTH 10 DAY 06 YEAR 98 AIRCRAFT HOURS: 6519.5 LANDINGS: 4889

TECHNICIAN SIGNATURE: _____ KIND OF CERTIFICATE & NO: AME

INSPECTED BY: MMS KIND OF CERTIFICATE & NO: 107-97

THE FOLLOWING WORK IS DUE AT THE TIME(S) NOTED ABOVE:

	TECHNICIAN	INSPECTOR	MAN-HOURS
			HRS. THS
973636 SERVICE BULLETIN: TFE731-A72-3636 LE.....	<u>MMS</u>	<u>MMS</u>	_____

SUBJECT: ENGINE - REVIEW ENGINE LOG BOOK AND SUPPLY DATA FOR SPECIFIC HP COMPRESSOR IMPELLERS

EFFECTIVITY:	PART NO.	MODEL NO.
	3072500-1/-2/-4	TFE731-3-1G
	3073790-1	TFE731-3D-1G
	3074010-1/-2	TFE731-3DR-1G
	3074910-1/-2/-3/-4	TFE731-3R-1G

COMPLIANCE: COMPLIANCE ADDRESSES A SAFETY ISSUE.

ALLIEDSIGNAL RECOMMENDS THAT THIS SERVICE BULLETIN BE COMPLIED WITH WITHIN 24 HOURS AFTER RECEIPT OF THIS SERVICE BULLETIN.

ISSUE DATE: SEPT 4/98

PLEASE CHECK ONE:

- SERVICE BULLETIN COMPLIED WITH (C/W).
- SERVICE BULLETIN NOT APPLICABLE (N/A).
- SERVICE BULLETIN DEFERRED UNTIL _____ (DUE TIME).

METHOD OF COMPLIANCE: N/A BY P.N.

REFER TO GARRETT SERVICE BULLETIN FOR PROCEDURE.

Detach completed yellow copy at perforation and return to: Camp Systems Int'l, 999 Marconi Ave. Ronkonkoma, New York 11779-7237



Camp Systems Int'l. Computerized Aviation Management Products

OPERATOR: **ICON HEALTH AND FITNESS, INC.**

WORK COMPLIANCE FORM NO. **973665**

AIRCRAFT NO.: **368**

MODEL: **1124A WESTWIND**

AIRCRAFT REG.: **N368MD**

PAGE **1**

2929368	WORK DUE AT			* = APU HRS.	Record time work accomplished for each task. Keep white copy for your records. Return yellow copy to CSI for updating.
97-001	DATE	HOURS	LANDINGS	CYCLES	
98282	NEXT	24			

** NEW REQUIREMENT ** ADDED TO REPORT ON 10/05/98

WORK ACCOMPLISHED: DATE: MONTH 10 DAY 06 YEAR 98 AIRCRAFT HOURS: 659.5 LANDINGS: 489

TECHNICIAN SIGNATURE: [Signature] KIND OF CERTIFICATE & NO: AWO

INSPECTED BY: MUS KIND OF CERTIFICATE & NO: 509-97

THE FOLLOWING WORK IS DUE AT THE TIME(S) NOTED ABOVE: TECHNICIAN INSPECTOR MAN-HOURS

973665 SERVICE BULLETIN: TFE731-A72-3636 RE..... [Signature] [Signature] HRS.THIS

SUBJECT: ENGINE - REVIEW ENGINE LOG BOOK AND SUPPLY DATA FOR SPECIFIC HP COMPRESSOR IMPELLERS

EFFECTIVITY:	PART NO.	MODEL NO.
	3072500-1/-2/-4	TFE731-3-1G
	3073790-1	TFE731-3D-1G
	3074010-1/-2	TFE731-3DR-1G
	3074910-1/-2/-3/-4	TFE731-3R-1G

COMPLIANCE: COMPLIANCE ADDRESSES A SAFETY ISSUE.

ALLIEDSIGNAL RECOMMENDS THAT THIS SERVICE BULLETIN BE COMPLIED WITH WITHIN 24 HOURS AFTER RECEIPT OF THIS SERVICE BULLETIN.

ISSUE DATE: SEPT 4/98

PLEASE CHECK ONE:

SERVICE BULLETIN COMPLIED WITH (C/W).

SERVICE BULLETIN NOT APPLICABLE (N/A).

SERVICE BULLETIN DEFERRED UNTIL _____ (DUE TIME).

METHOD OF COMPLIANCE: N/A BY S.N. & CYCLE COUNT.

REFER TO GARRETT SERVICE BULLETIN FOR PROCEDURE.

Detach completed yellow copy at perforation and return to: Camp Systems Int'l. 989 Marconi Ave. Ronkonkoma, New York 11779-7237

Camp Systems Int'l. Computerized Aviation Management Products

OPERATOR: **ICON HEALTH AND FITNESS, INC.** REPORT DATE 10/09/98 WORK COMPLIANCE FORM NO. **78.090A**
 AIRCRAFT NO.: **368** MODEL: **1124A WESTWIND** CARD NO: **78- 3**
 AIRCRAFT REG.: **N368MD** ISSUED 07-88 REV. 05-97 PAGE 1

2929368	WORK DUE AT	* = APU HRS.			Record time work accomplished for each task. Keep white copy for your records. Return yellow copy to CSI for updating.
78-010	DATE	HOURS	LANDINGS	CYCLES	
98282	11/13/98				CHECK CURRENT DUE LIST FOR DUE TIME CHANGES

WORK ACCOMPLISHED: DATE: MONTH 10 DAY 06 YEAR 98 AIRCRAFT HOURS: 6319.5 LANDINGS: 4889

TECHNICIAN SIGNATURE: ALCS KIND OF CERTIFICATE & NO: AMO

INSPECTED BY: [Signature] KIND OF CERTIFICATE & NO: 109-97

THE FOLLOWING WORK IS DUE AT THE TIME(S) NOTED ABOVE: TECHNICIAN INSPECTOR MAN-HOURS

<input checked="" type="checkbox"/> 780136 CLEAN/LUBRICATE NO.1 THROTTLE RETARDER CABLE AND CASING...MM 78-32-00.....	<u>[Signature]</u>	<u>ALCS</u>	.
<input checked="" type="checkbox"/> 780636 CLEAN/LUBRICATE NO.2 THROTTLE RETARDER CABLE AND CASING...MM 78-32-00.....	<u>[Signature]</u>	<u>ALCS</u>	.

780136, 780636

R NOTE: THE FOLLOWING ADDITIONAL WCF(S) MAY BE REQUIRED TO PERFORM THIS TASK 78.110.

R LUBE THROTTLE RETARDER FEEDBACK CONTROL ASSEMBLY

R REFERENCE CARD 78- 3

EQUIPMENT/CONSUMABLES: SOURCE OF DRY, OIL-FREE COMPRESSED AIR, DRY LINT-FREE CLOTH, THROTTLE RETARDER GAUGE P/N F10A-5-P20900-11, FEEDBACK CABLE MOTION AND RIGGING P/N F10A-5-P20900-13 AND P/N F10A-5-P20900-15, GREASE MIL-G-23827 OR GL 105 D1, GREASE DOW CORNING DC33 LIGHT CONSISTENCY, LOCKWIRE, COTTER PIN P/N MS24655-153, DEPTH CALIPER 0 TO 3.90 INCH, RIG PIN WITH DIAMETER OF 0.125 INCH

CAUTION: EXTREME CARE MUST BE TAKEN WHEN REMOVING AND INSERTING CABLES TO AVOID DAMAGE TO THE CASING TEFLON LINERS. EVIDENCE OF TEFLON PIECES ON THE CABLE OR IN THE CABLE OR IN THE LUBRICANT IS CAUSE FOR REPLACING THE CASING. THREADED ENDS OF THE CABLE SHOULD NOT BE INSERTED INTO THE CASING AS DAMAGE WILL RESULT TO THE TELFON LINER.

1. REMOVE THROTTLE RETARDER FEEDBACK CONTROL ASSEMBLY AS FOLLOWS:

NOTE: TO REMOVE THE THROTTLE RETARDER FEEDBACK CONTROL ASSEMBLY, IT MUST BE DISASSEMBLED. DURING DISASSEMBLY, THE TELEFLEX HARDWARE MUST BE CAREFULLY RETAINED.

- A. OPERATE THRUST REVERSER DOORS TO FULL DEPLOYED POSITION AND INSTALL THE DEPLOY GROUND LOCK.
- B. RELEASE MAIN HYDRAULIC SYSTEM AND THRUST REVERSER SYSTEM PRESSURE.
- C. REMOVE ELECTRICAL POWER FROM AIRCRAFT.
- D. REMOVE INSPECTION PANELS ON OUTER SIDE OF REAR NACELLE TO GAIN ACCESS TO THROTTLE RETARDER SYSTEM UNITS.
- E. REMOVE NUT, WASHER, BUSHING AND BOLT CONNECTING RETARDER ROD-END ASSEMBLY TO LOWER REVERSER DOOR.
- F. REMOVE BOLT, SPACER, WASHER AND NUT CONNECTING ROD-END TO BELLCRANK OF SINGLE LEAD CONTROL BOX.
- G. WITHDRAW ROD-END ASSEMBLY WITH INNER TELESCOPIC CASING AND COMBINATION CABLE FROM AFT TELESCOPIC OUTER CASING. (BELLCRANK WILL ROTATE UNTIL SECTION OF COMBINATION CABLE IS OUT OF CONTROL BOX).
- H. REMOVE AFT RIGID CASING COUPLING NUT FROM INNER THREAD OF AFT SWIVEL THREADED COUPLING THEN REMOVE TWO HEX NUTS AND WASHER FROM OUTER THREAD OF SWIVEL THREADED COUPLING AND SLIDE THEM FORWARD ONTO AFT RIGID CASING.
- I. REMOVE AFT SWIVEL ASSEMBLY WITH AFT OUTER TELESCOPIC CASING FROM AFT SUPPORT BRACKET AND TWO HEX NUTS AND WASHER FROM AFT RIGID CASING.
- J. IF REQUIRED, REMOVE ROD-END ASSEMBLY AND NUT FROM INNER CASING AND COMBINATION CABLE.
- K. WITHDRAW ROD-END WITH INNER TELESCOPIC CASING AND CABLE FROM FORWARD TELESCOPIC OUTER CASING.
- L. REMOVE SCREWS ATTACHING FORWARD RIGID CASING FAIRLEAD TO STRUCTURE OF NACELLE. REMOVE FAIRLEAD.
- M. REMOVE FORWARD RIGID COUPLING NUT FROM INNER THREAD OF FORWARD SWIVEL THREADED COUPLING.
- N. IF REAR NACELLE IS INSTALLED ON ENGINE, REMOVE FORWARD RIGID CASING COUPLING NUT FROM FORWARD CONTROL BOX ON ENGINE FUEL CONTROL.
- O. CAREFULLY REMOVE FORWARD RIGID CASING.
- P. REMOVE TWO HEX NUTS AND WASHER FROM FORWARD SWIVEL THREADED COUPLING AND REMOVE FORWARD TELESCOPIC OUTER CASING

Detach completed yellow copy at perforation and return to: Camp Systems Int'l. 999 Marconi Ave. Ronkonkoma, New York 11779-7237

CSI Camp Systems Int'l. Computerized Aviation Management Products

OPERATOR: ICON HEALTH AND FITNESS, INC.		WORK COMPLIANCE FORM NO.	
AIRCRAFT NO.: 368	MODEL: 1124A WESTWIND		PAGE
AIRCRAFT REG.: N83SG			
WORK DUE AT		* = APU HRS.	
DATE	HOURS	LANDINGS	CYCLES
11/09/98	6735		
Record time work accomplished for each task. Keep white copy For your records. Return yellow copy to CSI for updating.			

WORK ACCOMPLISHED: DATE: 10 MONTH: 17 DAY: 98 YEAR: 98 AIRCRAFT HOURS: 6519.5 LANDINGS: 4889

TECHNICIAN SIGNATURE:  KIND OF CERTIFICATE & NO.: A.M.O. 109-97

INSPECTED BY: M. Sjerdal, Q.A. Manager KIND OF CERTIFICATE & NO.: A.M.O. 109-97

RECORD COMPLIANCE OF INSPECTIONS, SERVICES, AD, SB, OR ANY WORK ACCOMPLISHED.

CODE	TASK DESCRIPTION	C/W Date / A/C Hours / Ldgs	Next DUE
230207	Replace CVR ULB Battery	04/11/98	02/01/03
230450	Replace Beacon Battery	04/11/98	02/01/03
340146	Leak check left static system	04/03/98	04/03/00
340151	Leak check right static system	04/03/98	04/03/00
341106	Cal pilots alt FAR 91.411	04/03/98	04/03/00
341116	Cal co-pilots alt FAR 91.411	04/03/98	04/03/00
343672	Calib # 1 ADC	04/03/98	04/03/00
346111	Test # 1 ATC Transponder	04/03/98	04/03/00
346126	Test # 2 ATC Transponder	04/03/98	04/03/00
991580	AD 97-04-03 # 1 engine	N/A by engine model and aircraft type	
991581	AD 97-04-03 # 2 engine	N/A by engine model and aircraft type	
991590	AD 97-11-10 O2 masks	N/A to equipment installed	
991610	AD 98-05-09 pitch trim act. Insp.	Superseded by AD 98-20-30 - C/W 10/06/98	
991620	AD 98-17-01 # 1 eng. fuel tube	N/A by engine p.n.	
991625	AD 98-17-01 # 2 eng. fuel tube	N/A by engine p.n.	

end

CSI Camp Systems Int'l. Computerized Aviation Management Products

OPERATOR: ICON HEALTH AND FITNESS, INC.		WORK COMPLIANCE FORM NO.	
AIRCRAFT NO.: 368	MODEL: 1124A WESTWIND	PAGE	
AIRCRAFT REG.: N83SG			
WORK DUE AT		* = APU HRS.	
DATE	HOURS	LANDINGS	CYCLES
11/09/98	6735		
Record time work accomplished for each task. Keep white copy For your records. Return yellow copy to CSI for updating.			

WORK ACCOMPLISHED: DATE: **10** MONTH: _____ DAY: **17** YEAR: **98** AIRCRAFT HOURS: **6519.5** LANDINGS: **4889**

TECHNICIAN SIGNATURE:  KIND OF CERTIFICATE & NO.: **A.M.O. 109-97**

INSPECTED BY: **M. Sjerdal, Q.A. Manager** KIND OF CERTIFICATE & NO.: **A.M.O. 109-97**

RECORD COMPLIANCE OF INSPECTIONS, SERVICES, AD, SB, OR ANY WORK ACCOMPLISHED.

CODE	TASK DESCRIPTION	CODE	TASK DESCRIPTION
050150	200 Hour Inspection	710610	Check # 2 Eng. Plumbing/Conn.
050300	400 / 200 Hour Inspection	713616	MPI # 2 Engine
050600	800 / 400 / 200 Hour Inspection	726601	CZI # 2 Engine
051150	150 Hour Insp. Left Engine	740106	Op. Chk. # 1 eng. Ignition system
051250	150 Hour Insp. Right Engine	740116	Insp. # 1 eng. 6:00 plug
051300	300 Hour Insp. Left Engine	740126	Insp. # 1 eng. 7:00 plug
052300	300 Hour Insp. Right Engine	740611	Op. Chk. # 2 eng. Ignition system
230400	Clean Test CVR Beacon	740616	Insp. # 2 eng. 6:00 plug
240116	Overhaul # 1 Eng. St./Gen.	740626	Insp. # 2 eng. 7:00 plug
260169	Vis. Insp. Cockpit fire extinguisher	780136	Clean/lube #1 eng. TR feedback cable
260181	Vis. Insp. Cabin fire extinguisher	780636	Clean/lube #2 eng. TR feedback cable
330226	Battery, emerg. lights,	791621	Change # 2 eng. Oil
330228	Charge emerg. light battery	911290	SB1124-27-129 left aileron
344616	Insp. emerg. Power supply	911291	SB1124-27-129 right aileron
350166	Check pilots O2 mask	911400	SB 1124-29A-140 replace CB
350169	Check co-pilots O2 mask	973636	SB TFE731 A72-3636 left engine
530200	Insp. Fwd - Aft Press. Bulkhead	973665	SB TFE731 A72-3636 right engine
530205	Insp. Fwd to aft main frames	990020	AD74-08-09 Lav Waste
710109	Check # 1 Eng. Elect. Wire/Conn.	990131	AD89-12-08 Spar splice insp.
710110	Check # 1 Eng. Plumbing/Conn.	991615	AD 98-06-10 Insp. Hyd. Fuses
710609	Check # 2 Eng. Elect. Wire/Conn.	991560	AD 96-24-11 Left Aileron
991561	AD 96-24-11 Right Aileron		

end

Camp Systems Int'l. Computerized Aviation Management Product:

OPERATOR: ICON HEALTH & FITNESS, INC. WORK COMPLIANCE FORM NO. _____
 AIRCRAFT NO.: 368 MODEL: 1124A WESTWIND.
 AIRCRAFT REG.: N 835G

6587163	WORK DUE AT			* = APU HRS.	Record time work accomplished for each task. Keep white copy for your records. Return yellow copy to CSI for updating.
	DATE	HOURS	LANDINGS	CYCLES	
97352					UNSCHEDULED

WORK ACCOMPLISHED: DATE: MONTH 10 DAY 06 YEAR 98 AIRCRAFT HOURS: 6519.5 LANDINGS: 4889

TECHNICIAN SIGNATURE: [Signature] KIND OF CERTIFICATE & NO.: AMO
 INSPECTED BY: MKS KIND OF CERTIFICATE & NO.: 109-97

COMPONENT CODE: 725621 PART NAME: DISC Fan Root Rotor Fwd. #2 POSITION: 42

REASON REMOVED: (CHECK ONE) TIME A FAIL B WORN C LOANER D SCHEDCONV E MOD G SERVICE K ENG CHG L TIRE CHG M DAMAGED T
 TECHNICIAN: _____ INSP: _____

PART REMOVED: PART NUMBER _____ SERIAL NUMBER: _____

PART INSTALLED: PART NUMBER 3073539-2 SERIAL NUMBER: 0-18040-4768

INSTALLED TSN: HRS _____ LDGS _____ MOS _____ INSTALLED TSO: HRS _____ LDGS _____ MOS _____

WARRANTY TIME REMAINING: HRS _____ LDGS _____ MOS _____ MAN-HOURS: HRS _____ TENTHS _____ PRICE: \$ _____

REMARKS: LIFE LIMIT 4100 CYCLES PER AD 96-18-13 & SB
TFE731-72-3001 R44 & 72-3569 - 833 CYCLES REMAIN!

RECORD WORK ACCOMPLISHED FOR TASKS WHICH REQUIRE SPECIAL COMPLIANCE DATES: (SIGN OFF AS APPLICABLE)

CODE	TASK DESCRIPTION	DATE MO/DA/YR	TECHNICIAN	INSPECTOR	MAN-HOURS HRS. THS
_____	CALIBRATION TEST/POSITION: _____	___/___/___	_____	_____	_____
_____	WEIGHT CHECK/POSITION: _____	___/___/___	_____	_____	_____
_____	HYDRO TEST/POSITION: _____	___/___/___	_____	_____	_____
_____	CARTRIDGE/POSITION: _____ INSTALLED DATE: _____	___/___/___	_____	_____	_____
_____	CARTRIDGE/POSITION: _____ DATE STAMPED: _____	___/___/___	_____	_____	_____
_____	CARTRIDGE/POSITION: _____ INSTALLED DATE: _____	___/___/___	_____	_____	_____
_____	CARTRIDGE/POSITION: _____ DATE STAMPED: _____	___/___/___	_____	_____	_____
_____	OTHER: _____ EXPIRATION DATE: _____	___/___/___	_____	_____	_____

RECORD COMPLIANCE OF INSPECTIONS, SERVICES, AD, SB OR ANY WORK ACCOMPLISHED WITH COMPONENT CHANGE ABOVE.

CODE	TASK DESCRIPTION	TECHNICIAN	INSPECTOR	MAN-HOURS HRS. THS
<u>972340</u>	<u>G58A72-3569 R/E Fan Root Due AT 5722</u>	<u>LDGS</u>	_____	_____
<u>991552</u>	<u>AD 96-18-13 " Due AT 5722</u>	<u>LDGS</u>	_____	_____
<u>991526</u>	<u>AD 96-04-01 " N/A By S.N. OF Disc.</u>	_____	_____	_____

REMARKS: _____

Detach completed yellow copy at perforation and return to: Camp Systems Int'l. 998 Marconi Ave. Ronkonkoma, New York 11779-7237



Camp Systems Int'l. Computerized Aviation Management Product:

OPERATOR: ICOM HEALTH & FITNESS, INC. WORK COMPLIANCE FORM NO. _____

AIRCRAFT NO.: 368 MODEL: 1124 A WESTWIND

AIRCRAFT REG.: N 835G PAGE 1

6587163	WORK DUE AT				* = APU HRS.	Record time work accomplished for each task. Keep white copy for your records. Return yellow copy to CSI for updating.
	DATE	HOURS	LANDINGS	CYCLES		
97352						UNSCHEDULED

WORK ACCOMPLISHED: DATE: MONTH 10 DAY 06 YEAR 98 AIRCRAFT HOURS: 6519.5 LANDINGS: 4889

TECHNICIAN SIGNATURE: [Signature] KIND OF CERTIFICATE & NO.: AMO

INSPECTED BY: [Signature] KIND OF CERTIFICATE & NO.: 109-9

950941
COMPONENT CODE: 950942 PART NAME: SLWV-2494 RB L&R MLG BOLTS POSITION: L & R

REASON REMOVED: (CHECK ONE) 300 HR RPT. INSP. NOT REC'D PER WHEEL P.N.'S. TECHNICIAN: _____ INSP: _____
TIME A () FAIL B () WORN C () LOANER D () SCHEDCONV E () MOD G () SERVICE K () ENG CHG L () TIRE CHG M () DAMAGED T ()

PART REMOVED: PART NUMBER _____ SERIAL NUMBER: _____

PART INSTALLED: PART NUMBER _____ SERIAL NUMBER: _____

INSTALLED TSN: HRS _____ LDGS _____ MOS _____ INSTALLED TSO: HRS _____ LDGS _____ MOS _____

WARRANTY TIME REMAINING: HRS _____ LDGS _____ MOS _____ MAN-HOURS: HRS _____ TENTHS _____ PRICE: \$ _____

REMARKS: _____

RECORD WORK ACCOMPLISHED FOR TASKS WHICH REQUIRE SPECIAL COMPLIANCE DATES: (SIGN OFF AS APPLICABLE)

CODE	TASK DESCRIPTION	DATE MO/DA/YR	TECHNICIAN	INSPECTOR	MAN-HOURS HRS.THS
_____	CALIBRATION TEST/POSITION: _____	___/___/___	_____	_____	_____
_____	WEIGHT CHECK/POSITION: _____	___/___/___	_____	_____	_____
_____	HYDRO TEST/POSITION: _____	___/___/___	_____	_____	_____
_____	CARTRIDGE/POSITION: _____ INSTALLED DATE: _____	___/___/___	_____	_____	_____
_____	CARTRIDGE/POSITION: _____ DATE STAMPED: _____	___/___/___	_____	_____	_____
_____	CARTRIDGE/POSITION: _____ INSTALLED DATE: _____	___/___/___	_____	_____	_____
_____	CARTRIDGE/POSITION: _____ DATE STAMPED: _____	___/___/___	_____	_____	_____
_____	OTHER: _____ EXPIRATION DATE: _____	___/___/___	_____	_____	_____

RECORD COMPLIANCE OF INSPECTIONS, SERVICES, AD, SB OR ANY WORK ACCOMPLISHED WITH COMPONENT CHANGE ABOVE.

CODE	TASK DESCRIPTION	TECHNICIAN	INSPECTOR	MAN-HOURS HRS.THS
_____	_____	_____	_____	_____
_____	_____	_____	_____	_____
_____	_____	_____	_____	_____
_____	_____	_____	_____	_____

REMARKS: _____

Detach completed yellow copy at perforation and return to: Camp Systems Int'l. 989 Marconi Ave. Ronkonkoma, New York 11799-7237

Camp Systems Int'l. Computerized Aviation Management Product:

OPERATOR: ICON HEALTH & FITNESS, INC. WORK COMPLIANCE FORM NO. _____
 AIRCRAFT NO.: 368 MODEL: 1124A WESTWIND.
 AIRCRAFT REG.: N 835G

6587163	WORK DUE AT				* = APU HRS.	Record time work accomplished for each task. Keep white copy for your records. Return yellow copy to CSI for updating.
	DATE	HOURS	LANDINGS	CYCLES		
97352						UNSCHEDULED

WORK ACCOMPLISHED: DATE: MONTH 10 DAY 06 YEAR 98 AIRCRAFT HOURS: 659.5 LANDINGS: 4889

TECHNICIAN SIGNATURE: _____ KIND OF CERTIFICATE & NO.: AMO

INSPECTED BY: MKS KIND OF CERTIFICATE & NO.: 109-97

COMPONENT CODE: 330226 PART NAME: BATTERY, ENG. LGT POSITION: _____

REASON REMOVED: (CHECK ONE) TECHNICIAN: _____ INSP: MKS
 TIME A () FAIL B () WORN C () LOANER D () SCHEDCONV E () MOD G () SERVICE K () ENG CHG L () TIRE CHG M () DAMAGED T ()

PART REMOVED: PART NUMBER AD 38451-004 SERIAL NUMBER: N.S.N.

PART INSTALLED: PART NUMBER AD-2952 SERIAL NUMBER: N.S.N.

INSTALLED TSN: HRS LDGS MOS INSTALLED TSO: HRS _____ LDGS _____ MOS _____

WARRANTY TIME REMAINING: HRS _____ LDGS _____ MOS _____ MAN-HOURS: HRS _____ TENTHS _____ PRICE: \$ _____

REMARKS: _____

RECORD WORK ACCOMPLISHED FOR TASKS WHICH REQUIRE SPECIAL COMPLIANCE DATES: (SIGN OFF AS APPLICABLE)

CODE	TASK DESCRIPTION	DATE MO/DA/YR	TECHNICIAN	INSPECTOR	MAN-HOURS HRS. THS
_____	CALIBRATION TEST/POSITION: _____	___/___/___	_____	_____	_____
_____	WEIGHT CHECK/POSITION: _____	___/___/___	_____	_____	_____
_____	HYDRO TEST/POSITION: _____	___/___/___	_____	_____	_____
_____	CARTRIDGE/POSITION: _____ INSTALLED DATE:	___/___/___	_____	_____	_____
_____	CARTRIDGE/POSITION: _____ DATE STAMPED:	___/___/___	_____	_____	_____
_____	CARTRIDGE/POSITION: _____ INSTALLED DATE:	___/___/___	_____	_____	_____
_____	CARTRIDGE/POSITION: _____ DATE STAMPED:	___/___/___	_____	_____	_____
_____	OTHER: _____ EXPIRATION DATE:	___/___/___	_____	_____	_____

RECORD COMPLIANCE OF INSPECTIONS, SERVICES, AD, SB OR ANY WORK ACCOMPLISHED WITH COMPONENT CHANGE ABOVE.

CODE	TASK DESCRIPTION	TECHNICIAN	INSPECTOR	MAN-HOURS HRS. THS
<u>330228</u>	<u>CHARGE ENG. LGT BATTERY</u>	<u>[Signature]</u>	<u>MKS</u>	_____
_____	_____	_____	_____	_____
_____	_____	_____	_____	_____
_____	_____	_____	_____	_____

REMARKS: _____

Detach completed yellow copy at perforation and return to: Camp Systems Int'l. 999 Marconi Ave. Ronkonkoma, New York 11779-7237



Camp Systems Int'l. Computerized Aviation Management Product:

OPERATOR: ICON HEALTH & FITNESS, INC.

WORK COMPLIANCE FORM NO. _____

AIRCRAFT NO.: 368

MODEL: 1124A WESTWIND

AIRCRAFT REG.: N 835G

PAGE 1

6587163	WORK DUE AT			APU HRS.	Record time work accomplished for each task. Keep white copy for your records. Return yellow copy to CSI for updating.
	DATE	HOURS	LANDINGS		
97352					UNSCHEDULED

WORK ACCOMPLISHED: DATE: MONTH 10 DAY 06 YEAR 98 AIRCRAFT HOURS: 659.5 LANDINGS: 4889

TECHNICIAN SIGNATURE: _____ KIND OF CERTIFICATE & NO.: AMO

INSPECTED BY: MUCS KIND OF CERTIFICATE & NO.: 109-97

COMPONENT CODE: 25061 PART NAME: INSP. LIFE RAFT POSITION: _____

REASON REMOVED: (CHECK ONE) TIME A () FAIL B () WORN C () LOANER D () SCHEDCONV E () MOD G () SERVICE K () ENG CHG L () TIRE CHG M () DAMAGED T ()

TECHNICIAN: MO INSP: MUCS

PART REMOVED: PART NUMBER _____ SERIAL NUMBER: _____

PART INSTALLED: PART NUMBER _____ SERIAL NUMBER: _____

INSTALLED TSN: HRS _____ LDGS _____ MOS _____ INSTALLED TSO: HRS _____ LDGS _____ MOS _____

WARRANTY TIME REMAINING: HRS _____ LDGS _____ MOS _____ MAN-HOURS: HRS _____ TENTHS _____ PRICE: \$ _____

REMARKS: EQUIPMENT NOT FITTED.

RECORD WORK ACCOMPLISHED FOR TASKS WHICH REQUIRE SPECIAL COMPLIANCE DATES: (SIGN OFF AS APPLICABLE)

CODE	TASK DESCRIPTION	DATE MO/DA/YR	TECHNICIAN	INSPECTOR	MAN-HOURS HRS.THS
_____	CALIBRATION TEST/POSITION: _____	___/___/___	_____	_____	_____
_____	WEIGHT CHECK/POSITION: _____	___/___/___	_____	_____	_____
_____	HYDRO TEST/POSITION: _____	___/___/___	_____	_____	_____
_____	CARTRIDGE/POSITION: _____ INSTALLED DATE: _____	___/___/___	_____	_____	_____
_____	CARTRIDGE/POSITION: _____ DATE STAMPED: _____	___/___/___	_____	_____	_____
_____	CARTRIDGE/POSITION: _____ INSTALLED DATE: _____	___/___/___	_____	_____	_____
_____	CARTRIDGE/POSITION: _____ DATE STAMPED: _____	___/___/___	_____	_____	_____
_____	OTHER: _____ EXPIRATION DATE: _____	___/___/___	_____	_____	_____

RECORD COMPLIANCE OF INSPECTIONS, SERVICES, AD, SB OR ANY WORK ACCOMPLISHED WITH COMPONENT CHANGE ABOVE.

CODE	TASK DESCRIPTION	TECHNICIAN	INSPECTOR	MAN-HOURS HRS.THS
_____	_____	_____	_____	_____
_____	_____	_____	_____	_____
_____	_____	_____	_____	_____
_____	_____	_____	_____	_____

REMARKS: _____

Detach completed yellow copy at perforation and return to:
Camp Systems Int'l. 988 Marconi Ave. Ronkonkoma, New York 11779-7237

Camp Systems Int'l. Computerized Aviation Management Product:

OPERATOR: ICON HEALTH & FITNESS, INC. WORK COMPLIANCE FORM NO. _____

AIRCRAFT NO.: 368 MODEL: 1124A WESTWIND.

AIRCRAFT REG.: N 835G

PAGE 1

6587163	* = APU HRS.				Record time work accomplished for each task. Keep white copy for your records. Return yellow copy to CSI for updating.
	WORK DUE AT	DATE	HOURS	CYCLES	
97352					UNSCHEDULED

WORK ACCOMPLISHED: DATE: MONTH 04 DAY 11 YEAR 98 AIRCRAFT HOURS: 6359.7 LANDINGS: 4795

TECHNICIAN SIGNATURE: G.P. KIND OF CERTIFICATE & NO.: ROIG WEST

INSPECTED BY: G.P. KIND OF CERTIFICATE & NO.: UORR 9584

COMPONENT CODE: 230207 PART NAME: CVR ULB BATTERY POSITION: _____

REASON REMOVED: (CHECK ONE) TIME A () FAIL B () WORN C () LOANER D () SCHEDCONV E () MOD G () SERVICE K () ENG CHG L () TIRE CHG M () DAMAGED T ()

TECHNICIAN: G.P. INSP: G.P.

PART REMOVED: PART NUMBER _____ SERIAL NUMBER: _____

PART INSTALLED: PART NUMBER _____ SERIAL NUMBER: _____

INSTALLED TSN: HRS _____ LDGS _____ MOS _____ INSTALLED TSO: HRS _____ LDGS _____ MOS _____

WARRANTY TIME REMAINING: HRS _____ LDGS _____ MOS _____ MAN-HOURS: HRS _____ TENTHS _____ PRICE: \$ _____

REMARKS: Next Due FEB 2003.

U.O. 6923

RECORD WORK ACCOMPLISHED FOR TASKS WHICH REQUIRE SPECIAL COMPLIANCE DATES: (SIGN OFF AS APPLICABLE)

CODE	TASK DESCRIPTION	DATE MO/DA/YR	TECHNICIAN	INSPECTOR	MAN-HOURS HRS.THS
_____	CALIBRATION TEST/POSITION: _____	___/___/___	_____	_____	_____
_____	WEIGHT CHECK/POSITION: _____	___/___/___	_____	_____	_____
_____	HYDRO TEST/POSITION: _____	___/___/___	_____	_____	_____
_____	CARTRIDGE/POSITION: _____ INSTALLED DATE: _____	___/___/___	_____	_____	_____
_____	CARTRIDGE/POSITION: _____ DATE STAMPED: _____	___/___/___	_____	_____	_____
_____	CARTRIDGE/POSITION: _____ INSTALLED DATE: _____	___/___/___	_____	_____	_____
_____	CARTRIDGE/POSITION: _____ DATE STAMPED: _____	___/___/___	_____	_____	_____
_____	OTHER: _____ EXPIRATION DATE: _____	___/___/___	_____	_____	_____

RECORD COMPLIANCE OF INSPECTIONS, SERVICES, AD, SB OR ANY WORK ACCOMPLISHED WITH COMPONENT CHANGE ABOVE.

CODE	TASK DESCRIPTION	TECHNICIAN	INSPECTOR	MAN-HOURS HRS.THS
_____	_____	_____	_____	_____
_____	_____	_____	_____	_____
_____	_____	_____	_____	_____
_____	_____	_____	_____	_____

REMARKS: _____

Detach completed yellow copy at perforation and return to:
Camp Systems Int'l. 888 Marconi Ave. Ronkonkoma, New York 11779-7237

Camp Systems Int'l. Computerized Aviation Management Products

OPERATOR: ICON HEALTH & FITNESS, INC.

WORK COMPLIANCE FORM NO. _____

AIRCRAFT NO.: 368

MODEL: 1124A WESTWIND

AIRCRAFT REG.: N 8359

PAGE 1

6587163	WORK DUE AT				Record time work accomplished for each task. Keep white copy for your records. Return yellow copy to CSI for updating.
	DATE	HOURS	LANDINGS	CYCLES	
97352					UNSCHEDULED

WORK ACCOMPLISHED: DATE: MONTH 04 DAY 11 YEAR 98 AIRCRAFT HOURS: 6359.7 LANDINGS: 4795

TECHNICIAN SIGNATURE: G.P. KIND OF CERTIFICATE & NO.: Roller West

INSPECTED BY: G.P. KIND OF CERTIFICATE & NO.: 40RR9584

COMPONENT CODE: 230455 PART NAME: REPL. BEACON BATTERY POSITION: _____

REASON REMOVED: (CHECK ONE) TIME A () FAIL B () WORN C () LOANER D () SCHEDCONV E () MOD G () SERVICE K () ENG CHG L () TIRE CHG M () DAMAGED T ()

TECHNICIAN: G.P. INSP: G.P.

PART REMOVED: PART NUMBER _____ SERIAL NUMBER: _____

PART INSTALLED: PART NUMBER _____ SERIAL NUMBER: _____

INSTALLED TSN: HRS _____ LDGS _____ MOS _____ INSTALLED TSO: HRS _____ LDGS _____ MOS _____

WARRANTY TIME REMAINING: HRS _____ LDGS _____ MOS _____ MAN-HOURS: HRS _____ TENTHS _____ PRICE: \$ _____

REMARKS: Next Due FEB 2003

W.O. 6923

RECORD WORK ACCOMPLISHED FOR TASKS WHICH REQUIRE SPECIAL COMPLIANCE DATES: (SIGN OFF AS APPLICABLE)

CODE	TASK DESCRIPTION	DATE MO/DA/YR	TECHNICIAN	INSPECTOR	MAN-HOURS HRS.THS
_____	CALIBRATION TEST/POSITION: _____	___/___/___	_____	_____	_____
_____	WEIGHT CHECK/POSITION: _____	___/___/___	_____	_____	_____
_____	HYDRO TEST/POSITION: _____	___/___/___	_____	_____	_____
_____	CARTRIDGE/POSITION: _____ INSTALLED DATE: _____	___/___/___	_____	_____	_____
_____	CARTRIDGE/POSITION: _____ DATE STAMPED: _____	___/___/___	_____	_____	_____
_____	CARTRIDGE/POSITION: _____ INSTALLED DATE: _____	___/___/___	_____	_____	_____
_____	CARTRIDGE/POSITION: _____ DATE STAMPED: _____	___/___/___	_____	_____	_____
_____	OTHER: _____ EXPIRATION DATE: _____	___/___/___	_____	_____	_____

RECORD COMPLIANCE OF INSPECTIONS, SERVICES, AD, SB OR ANY WORK ACCOMPLISHED WITH COMPONENT CHANGE ABOVE.

CODE	TASK DESCRIPTION	TECHNICIAN	INSPECTOR	MAN-HOURS HRS.THS
_____	_____	_____	_____	_____
_____	_____	_____	_____	_____
_____	_____	_____	_____	_____
_____	_____	_____	_____	_____

REMARKS: _____

Detach completed yellow copy at perforation and return to: Camp Systems Int'l. 889 Marconi Ave. Ronkonkoma, New York 11779-7237



TRANSPORT
CANADA
A.M.O.
109 - 97

21 NOVEMBER 1998
W.O. 980242

AIRCRAFT WORK REPORT

REG'N: N83SG

MODEL: 1124A

AND LOGBOOK ENTRY

A/C T.T.: 6580.3

S.N.: 368

report by M. Sjerdal

Ldgs.: 4918

Page 1 of 1

The following maintenance has been performed per customer request
and the Israel Aircraft Industries Westwind Model 1124 Maintenance Manual.

- 1 Minor fuel leaks on left and right wing lower surface sealed as required.
- 2 Base-line SOAP Sample taken from right engine. Refer to 731 Engine Log for detail.
- 3 Pilots and co-pilots microphone jacks repaired (terminals intermittently shorting).
- 4 Several interior trim items adjusted as required.
- 5 Fuel filters inspected, no faults found.
- 6 Pre-flight inspection performed.

Pertinent details of the work performed
are on file at this agency under
WORK ORDER NO.'s 980242

PACIFIC AERO TECH INC.
VANCOUVER, B.C.

TRANSPORT CANADA
Approved Maintenance Organization 109-97

The maintenance described has been
performed in accordance with the
applicable standards of airworthiness
and the aircraft is released for return to service.

 21 NOV 98

ALI ISHMAIL M 259246
DIRECTOR OF MAINTENANCE

ALTIMETER CALIBRATION CARD

STANDARD ALTITUDE FT.	ALTIMETER READS	STANDARD ALTITUDE FT.	ALTIMETER READS
-1,000	-1000	14,000	14005
0	0	16,000	16000
500	505	18,000	17980
1,000	1005	20,000	19980
1,500	1510	22,000	21970
2,000	2015	25,000	24965
3,000	3020	30,000	29980
4,000	4020	35,000	35030
6,000	6020	40,000	40060
8,000	8020	45,000	45000
10,000	10015	50,000	49820
12,000	12010		

INSTR P/N: **84422-10-014** SERIAL NO: **501**
 DATE:

8-19-98

FURST AIRCRAFT & INSTRUMENT



Turbine
Aircraft
Maintenance

N83SG		WW 1124		S/N: 386		DATE: 04/07/99	
Airframe	6,726.6	#1 Engine	6,409.8	#2 Engine	6,777.0		
Landings	4,999	Cycles	4,656	Cycles	4,555		

- Complied with 200 Hour "A" Check and Preflight inspection.
- Complied with monthly visual and 12 month weight check of the portable fire extinguishers.
- Complied with 12 month inspection of the first aid kit.
- Complied with the 6 month cleaning, inspection and testing of the CVR ULB and battery.
- Complied with 200 hour 3 month service of the main, emergency light and emergency gyro power supplies.
Removed right Main Battery P/N 30126-001, S/N 9506152 and reinstalled after deep cycle/top charge. See Aviall FAA Form 8130-3.
Removed left Main Battery P/N 30126-001, S/N 8812674 reinstalled after cell replacement, deep cycle/top charge. See Aviall FAA Form 8130-3.
Removed Emergency Gyro Power Supply P/N PS823BT, S/N 1310 reinstalled after cell replacement, deep cycle/top charge and functional check. See Aviall FAA Form 8130-3.
Removed Emergency Lighting Battery Pack P/N 38451-001, S/N 0196 and reinstalled after deep cycle, top charge and functional test. See Aviall FAA Form 8130-3.
- Removed all life vests and reinstalled after recertification. See CAPS yellow tags attached.
- Removed right Engine Fire Extinguisher P/N 32700004, S/N 02429C1 and reinstalled after gauge replacement, overhaul and hydrostatic test. See HRD Aero Systems FAA Form 8130-3.
- Removed left Nose Wheel Assembly P/N 9541874, S/N May76-609 and reinstalled after tire change and NDT. See Aero Wheel FAA Form 8130-3.
- Removed right Nose Wheel Assembly P/N 9541874, S/N Apr86-123 and reinstalled after tire change and NDT. See Aero Wheel FAA Form 8130-3.
- Removed right Main Wheel P/N 5002806-2, S/N MAR 84-662 and reinstalled after tire change.
- Removed left aileron trim tab actuator P/N 1092AS100-1, S/N 1010 and installed overhauled actuator P/N 1092AS100-1, S/N A1002M. See Aero Space Controls FAA Form 8130-3.
- Removed right engine starter/generator P/N 23065-018-1, S/N 2562 and reinstalled after rebrush. See WECO Aerospace FAA Form 8130-3.
- AD 98-25-10 Aircraft Belts is not applicable. Associated belts not installed.
- AD 98-25-02 is not applicable, B.F. Goodrich Skywatch not installed.
- Complied with AD 95-22-01 ALC Lighting. Replaced the forward lamp using the new series AL fluorescent lamp. Replaced the two lamp connectors with the new series AL connectors. Replaced the left #1 lamp, forward lamp holder, which was melted, and the left #2 lamp, forward and aft lamp holders, which were broken. Functional test of the fluorescent lighting system is okay.
- Replaced right N1 circuit breaker.
- Replaced left engine hydraulic pump and starter generator garlock seals.
- Fabricated a new cover for the door hinge from stainless steel. Installed and operational checked good.
- Several cabin seat repaired by Aeronasch Aviation.
- Removed left engine hydraulic attenuator, removed fittings as required. Discarded defective seals and installed new seals. Installed hydraulic attenuator and secured.
- Repaired forward fay seals on right hand #1 & #6 windows.
- Cleaned water separator condenser screen.
- Repaired working rivets in lower left wing fairing and right wing trailing edge doubler panel.
- Replaced avionics compartment desiccant (radar).
- Repaired left and right engine inlet bulkhead loose and working rivets.
- Resealed left engine thrust reverser forward quick disconnect.
- Repaired loose and working rivets at right engine forward lower cowling pip pin support plate.
- Removed forward baggage door. Cut out section of damaged seal, cut new piece of seal to size and installed. Installed door on aircraft, fit and operational check good.
- Installed new door latch plastic cover on door frame.

Items listed were inspected/repared in accordance with aircraft, engine and/or accessory Manufactures Maintenance Manual requirements and current Federal Aviation Regulations. I certify that this aircraft was inspected in accordance with an inspection program as required by FAR 91.409 (f)(3). This aircraft is approved for return to service with respect to the work performed. Details are on file under W.O.# 176.



RoigWest Incorporated
7035 Sophia Avenue, Van Nuys, CA 91406
FAA CRS UQRR958L

RoigWest Incorporated
7035 Sophia Avenue
Van Nuys, California 91406
818 908-9600
FAX 818 908-0453

AIRCRAFT MAINTENANCE RECORD

A/C Reg'n: **N83SG**

A/C Model: **1124A Westwind**

A/C Ser. No.: **368**

DATE	A/C T.T.	A/C T.Ldgs.	DESCRIPTION
			DUNCAN AVIONICS
			N# <u>83SG</u> Date <u>6-16-99</u>
			REMOVED ALI 80A
			P/N <u>622-3975-003</u> S/N <u>1323</u>
			INSTALLED ALI-80A
			P/N <u>622-3975-003</u> S/N <u>1152</u>

The maintenance described above has been functional tested, found airworthy, and is approved for return to service. A detailed record is on file under Work Order # KSK3A. Inspected By John W. Carlson for Duncan Avionics; Chicago, IL. CRS JGV9194F

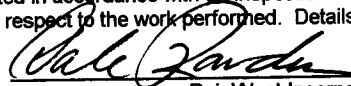
Logbook Entry



N83SG		WW1124		S/N: 368		DATE: 08/11/99	
Airframe	6846.2	#1 Engine	6559.4	#2 Engine	6827.6		
Landings	5101	Cycles	4756	Cycles	4955		

- Removed inverter blower P/N M125J-9D S/N 2657 and installed an overhauled blower P/N M125J-9D S/N 28. See Jet Service Enterprises, Inc.'s FAA form 8130-3.
- Removed and reinstalled right engine airframe components to access I.T.T. harness. (I.T.T. harness changed by Garrett Aviation Services Los Angeles. See Garrett engine log entry).
- Replaced cockpit windshield desiccant crystals.
- Removed and replaced lower scissor link support bracket retaining pin with a new pin P/N 253401-1.
- Serviced nose landing gear strut with nitrogen only.

Items listed were inspected/repared in accordance with aircraft, engine and/or accessory Manufactures Maintenance Manual requirements and current Federal Aviation Regulations. I certify that this aircraft was inspected in accordance with an inspection program as required by FAR 91.409 (f)(3). This aircraft is approved for return to service with respect to the work performed. Details are on file under W.O.# 290.


 Dale Landrum
 RoigWest Incorporated
 7035 Sophia Avenue, Van Nuys, CA 91406
 FAA CRS UQRR958L



N83SG		WW 1124		S/N: 386		DATE: 10/04/99	
Airframe	6911.9	#1 Engine	6595.1	#2 Engine	6863.3		
Landings	5124	Cycles	4780	Cycles	4979		

- Complied with 200/400 Hour "B" Check Including Engines, Nacelles and pylons, 150 flight hours inspection, and preflight inspection.
- Complied with monthly visual of the portable fire extinguishers.
- Complied with the 6 month cleaning, inspection and testing of the CVR beacon.
- Complied with 200 hour 3 month service of the main, emergency light and emergency gyro power supplies.
- Removed right Main Battery P/N 30126-001, S/N 9506152 and reinstalled after deep cycle/top charge. See Dynamo Aviation Inc.'s FAA Form 8130-3.
- Removed left Main Battery P/N 30126-001, S/N 881264 reinstalled after cell replacement, deep cycle/top charge. See Dynamo Aviation Inc.'s FAA Form 8130-3.
- Removed Emergency Gyro Power Supply P/N PS823BT, S/N 1310 reinstalled after cell replacement, deep cycle/top charge and functional check. See Dynamo Aviation Inc.'s FAA Form 8130-3.
- Removed Emergency Lighting Battery Pack P/N 38451-004, S/N 0797 and reinstalled after deep cycle, top charge and functional test. See Dynamo Aviation Inc.'s FAA Form 8130-3.
- Complied with a 12 month check of the crew oxygen masks.
- Removed left brake assembly P/N 5002805-3, S/N M104 and installed an overhauled brake assembly P/N 5002805-3, S/N 1140.
- Removed right brake assembly P/N 5002805-3, S/N May 82-328 and installed an overhauled brake assembly P/N 5002805-3, S/N R12153-6.
- Removed and replaced both main tires. P/N off/on 249K83-3, left S/N off 90750853, S/N on 92470119, right S/N off 81651721, S/N on 92461280. 4 ea. Wheel bolts were replaced (P/N GY187-36).
- Replaced water separator condenser. P/N 21BC113.
- Adjusted cabin entry door stop pins.
- Replaced right main landing gear shock strut air valve. P/N MS28889-2.
- Replaced 1 ea. left generator annunciator lamp. P/N GE 387.
- Replaced aileron trim tab rod end. P/N BHM-4T
- Repaired right wing inboard flap drive coupling.
- Replaced 6 static dischargers. 2ea. P/N 16930, 4ea. P/N 16785.
- Replaced right main gear ground contact switch assembly. P/N 44EN1-12 - switch assembly
- Rigged flap system and adjusted flap position indicator.
- Replaced 1 ea. Lavatory fluorescent lamp. P/N AL-1235-360
- Replaced # 1,2, and 3 cabin window indirect lamps and connectors. Lamp P/N's AL1235-360, AL1235-490, AL1235-320, AL-5113 connectors.
- Serviced oxygen system.
- Serviced toilet.
- Cleaned carpets.

Items listed were inspected/repared in accordance with aircraft, engine and/or accessory Manufactures Maintenance Manual requirements and current Federal Aviation Regulations. I certify that this aircraft was inspected in accordance with an inspection program as required by FAR 91.409 (f)(3). This aircraft is approved for return to service with respect to the work performed. Details are on file under W.O.# 336.

RoigWest Incorporated
7035 Sophia Avenue, Van Nuys, CA 91406
FAA CRS UQRR958L

AIRCRAFT MAINTENANCE RECORD

A/C Reg'n: **N83SG**

A/C Model: **1124A Westwind**

A/C Ser. No.: **368**

DATE	A/C T.T.	A/C T.Ldgs.	DESCRIPTION
------	----------	-------------	-------------



Logbook Entry

N83SG		WW 1124A		S/N: 368		DATE: 10/30/99	
Airframe	6960.7	#1Engine	6643.9	#2Engine	6911.1		
Landings	5135	Cycles	4805	Cycles	5004		

- Complied with a 3 year hydrostatic test of the emergency gear storage bottle P/N 36200071, S/N 07511A1. See HRD Aero Systems, Inc.'s FAA Form 8130-3
- Complied with a 3 year hydrostatic test of the thrust reverser storage bottle P/N 36200071, S/N 07510A1. See HRD Aero Systems, Inc.'s FAA Form 8130-3.
- Repaired fuselage pressurization leaks.
- Complied with Alert SB No. 1124-78A-134 Thrust reverser secondary latch solenoid check.
- Removed left ITT indicator P/N 8DJ313WAG1, S/N R0031R and reinstalled after repair. See Global Tech Instruments' FAA Form 8130-3.
- Removed # 1 thrust reverser secondary latch solenoid P/N F10A-5-SCAV200-1, S/N 1438 and installed a new unit P/N F10A-5-SCAV200-1, S/N 1838. See Northrop Grumman certificate of conformance.
- Removed # 2 thrust reverser secondary latch solenoid P/N F10A-5-SCAV200-1, S/N 349 and installed an overhauled unit P/N F10A-5-SCAV200-1, S/N 154. See Northrop Grumman Stuart operations' FAA Form 8130-3.
- Complied with a monthly visual of the cabin and cockpit fire extinguishers.
- Removed # 1 and # 2 starter generators P/N's 23065-018, #1 S/N 2562, # 2 S/N 2258 and reinstalled after repair and test. See WECO Aerospace Systems, Inc.'s FAA Form 8130-3's.
- Replaced upper rotating beacon aft lamp P/N 7079B24.
- Complied with AD 99-08-21 Inspect Puritan-Bennet passenger and portable oxygen masks.
- Renewed weather radar desiccant crystals.
- Complied with a magnetic particle inspection on the # 1 engine Forward mounts. See Garrett Aviation Services' FAA Form 8130-3.
- Removed # 1 engine S/N P77482 for M.P.I. and installed a rental engine S/N P77195. See engine log book for details.
- Replaced 5 loose rivets on left engine inlet bulkhead. Rivet P/N CR3243-4-1.
- Removed right thrust reverser actuator P/N F10A5SCH203-1, S/N 2163 and installed an overhauled (loaner) actuator P/N F10A5SCH203-1, S/N 0316. See Jet Service Enterprises, Inc.'s FAA Form 8130-3.
- Removed cabin air pressure safety valve P/N 103278-8, S/N 110-870 and installed an overhauled unit P/N 103278-8, S/N 105-600. See AlliedSignal Aerospace Equipment Systems' FAA Form 8130-3.
- Serviced oxygen.

Items listed were inspected/repared in accordance with aircraft, engine and/or accessory Manufactures Maintenance Manual requirements and current Federal Aviation Regulations. I certify that this aircraft was inspected in accordance with an inspection program as required by FAR 91.409(f)(3). This aircraft is approved for return to service with respect to the work performed. Details are on file under W.O.# 360.

Phil Gordon

RoigWest Incorporated
7035 Sophia Avenue, Van Nuys, CA 91406
FAA CRS UQRR958L

UTAH JET CENTER

Date: 11/11/99

Shop Order: 228

N# N83SG Type A/C 1124A Total Time 6965.1 Tach/Hobbs N/A Landings 5138

Removed Hydraulic pump P/N 65WE01031-3 S/N A2-68-B2.
Reinstalled Overhauled Hydraulic pump P/N65WE01031-3 S/NB1-31 on right engine.
Run-up, operational check, & leak check satisfactory.

The Aircraft and/or component identified above was repaired and inspected in accordance with current Federal Air Regulations and was found airworthy for return to service.

Signed

Phil Gordon
AV 5283526657

AIRCRAFT MAINTENANCE RECORD

A/C Reg'n: N83SG

A/C Model: 1124A Westwind

A/C Ser. No.: 368



Logbook Entry

N83SG		WW 1124A		S/N: 368		DATE: 12/01/99	
Airframe	6991.4	#1Engine	6643.9	#2Engine	6943.8		
Landings	5163	Cycles	4805	Cycles	5032		

- Removed rental engine S/N P77195 from the #1 (L/H) position of this aircraft, installed customer's engine S/N P77482 and accomplished all required adjustments, leak and functional checks in accordance with the Allied Signal TFE 731-3-1G Light Maintenance Manual. See engine log book for details.
- Complied with a monthly visual inspection of the cockpit and cabin fire extinguishers.
- Complied with a 1200 hr./36 month functional test of the emergency hydraulic fuse.
- Straightened nose gear forward door.
- Removed and replaced right hydraulic pump pressure hose P/N 171F005-6CR0156, and return hose P/N 124F002-8CR0240.
- Serviced oxygen system.

Items listed were inspected/repared in accordance with aircraft, engine and/or accessory Manufactures Maintenance Manual requirements and current Federal Aviation Regulations. I certify that this aircraft was inspected in accordance with an inspection program as required by FAR 91.409(f)(3). This aircraft is approved for return to service with respect to the work performed. Details are on file under W.O.# 393.

RoigWest Incorporated
7035 Sophia Avenue, Van Nuys, CA 91406
FAA CRS UQRR958L



Logbook Entry

N83SG		WW 1124		S/N: 386		DATE: 01/11/00	
Airframe	7020.0	#1 Engine	6671.5	#2 Engine	6971.4		
Landings	5780	Cycles	4822	Cycles	5050		

- Repaired miscellaneous left and right wing fuel leaks in accordance with Westwind 1124 Maintenance Manual 28-10-00, pg. 801-813.
- Removed all four fuselage fuel bladders and installed new bladders in accordance with Westwind 1124 Maintenance Manual 28-10-00, pg. 408-412. The following bladders were installed: P/N 5653088-503, S/N 80-24476. P/N 5653043-509, S/N 79-34873. P/N 5653043-510, S/N 79-34891. P/N 2F1-6-35260-508, S/N 99-44562. All bags were removed new from stock and inspected. See 3 ea. Aero Tech Services, Inc.'s FAA Form 8130-3's and 1ea. Galaxy Aerospace Certificate of Conformance.
- Removed left low level fuel switch P/N GF5500-52, S/N A966 and installed a new switch P/N GF5500-52, S/N A2225. See Aerospace Control Products, Inc.'s FAA Form 8130-3.
- Removed right thrust reverser loaner actuator P/N F10A5SCH203-1, S/N 0316 and installed customer's repaired actuator. Complied with leak and functional tests. See Jet Service Enterprises, Inc.'s FAA Form 8130-3.
- Complied with monthly visual inspection of the cockpit and cabin fire extinguishers.
- Complied with a deep cycle on the emergency light battery P/N 20-S113, S/N 0797. See Dynamo Aviation Inc.'s FAA Form 8130-3.
- Complied with a deep cycle on the emergency power supply battery P/N PS-823 B/T, S/N 1310. See Dynamo Aviation Inc.'s FAA Form 8130-3.
- Complied with AD 99-23-22 rev. 1 dated 11-29-99, Mode C transponders with single Gillham code. A.D. found not applicable per aircraft type.
- Repaired aft baggage compartment open indicator annunciator rigging.
- Complied with resealing and paint touch up on panels and fairings removed for fuel leak repairs.

Items listed were inspected/repared in accordance with aircraft, engine and/or accessory Manufactures Maintenance Manual requirements and current Federal Aviation Regulations. I certify that this aircraft was inspected in accordance with an inspection program as required by FAR 91.409 (f)(3). This aircraft is approved for return to service with respect to the work performed. Details are on file under W.O.# 412.

RoigWest Incorporated
7035 Sophia Avenue, Van Nuys, CA 91406
FAA CRS UQRR958L

AIRCRAFT MAINTENANCE RECORD

A/C Reg'n: **N83SG**

A/C Model: **1124A Westwind**

A/C Ser. No.: **368**

D.

UTAH JET CENTER

Date: 01/13/00


Shop Order: 240

N# N83SG Type A/C 1124A Total Time 7027.5 Tach/Hobbs _____ Landings 5184

Replaced right Fuel Boost pump P/N 2070C01T3 S/N T-330. Reinstalled overhauled pump P/N 2070C01T3 S/N T-12222 Operational check and leak check satisfactory.

The Aircraft and/or component identified above was repaired and inspected in accordance with current Federal Air Regulations and was found airworthy for return to service.

Signed




Logbook Entry



N83SG		WW1124		S/N: 368		DATE: 01/18/99	
Airframe	7037.4	#1 Engine	6688.9	#2 Engine	6987.8		
Landings	5189	Cycles	4831	Cycles	5059		

- Removed # 1 inverter P/N 1A1000-1D, S/N C0253094 and installed a repaired and tested inverter P/N 1A1000-1D, S/N C0363018. See Corporate Service Supply & MFG Inc.'s FAA Form 8130-3.
- Removed and replaced right windshield wiper rubber refill P/N 2315M-24-8. See Israel Aircraft Industries Ltd.'s FAA Form 8130-3.
- Tightened loose wiggins fitting on right jet pump line at boost pumps.
- Tightened loose vent line in left wing.

Items listed were inspected/repared in accordance with aircraft, engine and/or accessory Manufactures Maintenance Manual requirements and current Federal Aviation Regulations. This aircraft is approved for return to service with respect to the work performed. Details are on file under W.O.# 426.


 RoigWest Incorporated
 7035 Sophia Avenue, Van Nuys, CA 91406
 FAA CRS UQRR958L


Logbook Entry



N83SG		WW1124A		S/N: 368		DATE: 04/24/00	
Airframe	7232.8	#1 Engine	6884.3	#2 Engine	7183.2		
Landings	5301	Cycles	4942	Cycles	5171		

- Removed Left main boost pump P/N 653744-505, S/N 157 and installed a functionally tested boost pump P/N 653744-505, S/N T-330. See Jet Service Enterprises, Inc.'s FAA Form 8130-3 dated 02/29/00.
- Removed left landing light switch P/N 1TP1-3 and installed a new switch P/N 1TP1-3.

Items listed were inspected/repared in accordance with aircraft, engine and/or accessory Manufactures Maintenance Manual requirements and current Federal Aviation Regulations. This aircraft is approved for return to service with respect to the work performed. Details are on file under W.O.# 509.


 RoigWest Incorporated
 7035 Sophia Avenue, Van Nuys, CA 91406
 FAA CRS UQRR958L



N83SG		WW1124		S/N: 368		DATE: 02/22/00	
Airframe	7106.8	#1 Engine	6758.3	#2 Engine	7057.2		
Landings	5232	Cycles	4873	Cycles	5102		

- Complied with a 200 hour "A" Inspection including Engines, Nacelles and Pylons inspection, 150 flight hours airframe inspection, and preflight inspection in accordance with the Westwind 1124/1124A Maintenance Manual chapter 5 requirements.
- Complied with a 24 month/1200 hour inspection /lubrication of the nose gear upper and lower outer body bearings in accordance with SL WW-2491.
- Complied with a 1200 hr. Inspection of the nose gear outer strut body actuating cylinder attach lug root and upper bearing retaining nut lock screw thread area in accordance with SB WW-24-28.
- Complied with an 800 hour recurring inspection of the nose steering bracket in accordance with SB 1124-32-139. Complied with steering brackets modification and reidentification in accordance with SB 1124-32-139. Inspection is now due every 1600 hrs.
- Inspected life preservers. Due 04/06/01.
- Complied with visual and weight check of the cabin and cockpit portable fire extinguishers.
- Comply with cleaning and test of the Cockpit Voice Recorder beacon. EXP - Feb. 2003
- Complied with SB 1124-30-036"A" Inspection of the windshield heat cycling contactors.
- Complied with SB 1124-55-020 and AD 89-12-08 Inspection of the horizontal stabilizer aft spar splice fitting outboard lugs for cracks.
- Complied with SB 1124-27-129 and AD 96-24-11 Inspection of the left and right aileron control push pull tubes.
- Inspected first aid kit.
- Complied with a 1200 hour functional check of the fuel dump system.
- Complied with a 1200 hour cleaning of the left and right anti-skid control valve filters.
- AD 98-25-10 R1 is N/A due to equipment installed.
- Complied with 150 hour engine inspections on the left and right engines. See engine logs for details.
- Removed main batteries P/N SP-400 #1 S/N 9506152, # 2 S/N 8812674 and reinstalled after deep cycle. The # 2 battery had cells # 17 and 2 replaced - P/N 40SP100. See Dynamo Aviation, Inc.'s FAA Form 8130-3's.
- Removed emergency gyro power supply P/N PS-823 B/T, S/N 1310 and reinstalled after deep cycle and pack "B" replacement. See Dynamo Aviation, Inc.'s FAA Form 8130-3.
- Removed emergency lighting battery P/n 20-S113 and installed a deep cycled battery with 20 new cells P/N S113. See Dynamo Aviation, Inc.'s FAA Form 8130-3.
- Removed and replaced both main tires P/N 249K83-3 # 1 S/N off 92461280 # 1 S/N on 72120380, #2 S/N off 92470119 # 2 S/N on 72231328. Wheel bearings were cleaned and repacked with Mobil grease 28.
- Resealed nose gear strut with winterized seal kit P/N SVC600. See FAA Form 337 dated 02/22/00.
- Removed left windshield temperature control box P/N HYLZ 9661, S/N 236B and installed a new windshield temperature control box P/N HYLZ 9661, S/N 982B. See Barber-Coleman Company's FAA Form 8130-3.
- Removed pilot's windshield P/N 343030-1, S/N 5343030 and installed a new windshield P/N 343030-1, S/N 98342HO422. See PPG's certificate of conformance.
- Replaced printed circuit lamp assembly P/N 700072-2 on trim indicators back lighting panel.
- Replaced pilot's side Davtron clock battery P/N 811-BATT-1.
- Replaced 5 ea. Rivets P/N CR3243-4-2 on left engine inlet on aft side of the bulkhead.
- Replaced 1ea. Rivet P/N CR3252-5-5 on left engine "D" ring at the 6 O'clock position.
- Installed a terminal block cover on the # 2 starter/generator.
- Replaced the # 2 hydraulic pump gasket P/N MS9135-01.
- Replaced 20 ea. Rivets P/N CR3243-4-2 on the aft side of the right engine inlet bulkhead.
- Replaced 1 ea. Lamp P/N GE1437 on entrance/emergency light assembly.
- Resealed right forward main gear actuating cylinder with seal kit WW-113.
- Installed new bumpers P/N 123585-11 on cabin entry steps.
- Replaced lamp P/N GE1495 at the right aft cabin seat reading light.
- Removed nose gear inner body P/N ES12858-501, S/N UNK and installed a repaired inner body P/N ES12858-501, S/N 22705. See Jet Service Enterprises, Inc.'s FAA Form 8130-3.
- Replaced inner body bearing lock pin P/N 13372-1ED.
- Fabricated and installed with velcro a leather flap for baggage compartment entry.
- Repaired back lighting panel on the overhead cockpit center section.
- Replaced the cockpit desiccant crystals.
- Riggged aileron and rudder trim in accordance with Westwind 1124/1124A Maintenance Manual.
- Reglued trim piece on cabin beverage table.
- Repaired fuel leaks at the left and right wing spar main gear trunion fitting.
- Replaced electrical "D" lead terminal on the # 2 starter/generator.
- Replaced various access panel screws that were stripped.
- Secured the hydro lock button in the armrest of the # 1 left cabin seat and recharged hydrolock.
- Recharged hydrolock on the left # 2 cabin seat.
- Repaired right logo light.
- Applied anti-chafe protective sealant to the left and right windshield thermistors.
- Torqued the left aileron belcrank bolt to repair excessive trim tab freeplay.
- Repaired right tip tank fairing seal.
- Repaired bent nose landing gear forward door.
- Repaired single point refueling plumbing shrouds forward of the batteries.
- Serviced oxygen to 1800 psi.
- Serviced toilet.
- Cleaned cabin and cockpit carpets.

Items listed were inspected/repared in accordance with aircraft, engine and/or accessory Manufactures Maintenance Manual requirements and current Federal Aviation Regulations. I certify that this aircraft was inspected in accordance with an inspection program as required by FAR 91.409 (f)(3). This aircraft is approved for return to service with respect to the work performed. Details are on file under W.O.# 444.

Ch. B. Lough

RoigWest Incorporated
7035 Sophia Avenue, Van Nuys, CA 91406
FAA CRS UQRR958L

AIRCRAFT MAINTENANCE RECORD

(2)

A/C Reg'n: N83SG

A/C Model: 1124A Westwind

A/C Ser. No.: 368



Logbook Entry

N83SG		WW1124		S/N: 368		DATE: 03/22/99	
Airframe	7169.9	#1 Engine	6821.1	#2 Engine	7121.2		
Landings	5271	Cycles	4912	Cycles	5141		

- Repaired various fuel leaks in fuselage and wings in accordance with I.A.I. Maintenance Manual ch. 28.
- Complied with a monthly visual inspection of the cabin and cockpit fire extinguishers.
- Complied with No. 1 and No. 2 nose wheel tire change and balance. Tire P/N's off/on 164F 43-2, No. 1 S/N off 80070818, S/N on 91870826. No. 2 S/N off 80061000, S/N on 91890112.
- Repaired loose edge on the bottom of the left wing deice boot.

Items listed were inspected/repared in accordance with aircraft, engine and/or accessory Manufactures Maintenance Manual requirements and current Federal Aviation Regulations. This aircraft is approved for return to service with respect to the work performed. Details are on file under W.O.# 475.

RoigWest Incorporated
 7035 Sophia Avenue, Van Nuys, CA 91406
 FAA CRS UQRR958L

A/C Reg.: N83SG
 W.O.#: 37362
 Date: 7-20-00

A/C Make: IW
 A/C Model: W.W.II
 A/C S/N: 368

Action: Removed the pilots audio control p/n 522-3763-001 s/n 3729 and installed audio control p/n 522-3763-001 s/n 3747. System tested good.

Maintenance Release The aircraft and/or component identified above was repaired and inspected in accordance with current FAR's and is approved for returned to service.

Signed:

Date: 7/20/2000

IFR Avionics Repair Center

IFR Avionics, Inc. 7035 Sophia Ave. Van Nuys, Ca 91406 CRS-AQ4R259M

A/C Reg.: N83SG
 W.O.#: 37229
 Date: 7-20-00

A/C Make: IW
 A/C Model: W.W.II
 A/C S/N: 368

Action: Removed the pilots HSI p/n 622-4176-004 s/n 768 and installed HSI p/n 622-4176-001 s/n 871. System tested good.

Maintenance Release The aircraft and/or component identified above was repaired and inspected in accordance with current FAR's and is approved for returned to service.

Signed:

Date: 7/20/2000

IFR Avionics Repair Center

IFR Avionics, Inc. 7035 Sophia Ave. Van Nuys, Ca 91406 CRS-AQ4R259M



N83SG		WW1124		S/N: 368		DATE: 07/26/00	
Airframe	7324.9	#1 Engine	6977.8	#2 Engine	7275.3		
Landings	5360	Cycles	5001	Cycles	5230		

- Complied with an 800 hour "C" Inspection including Engines, Nacelles and Pylons inspection, 150 flight hours airframe inspection, and preflight inspection in accordance with the Westwind 1124/1124A Maintenance Manual chapter 5 requirements.
- Complied with an 800 hour Structural "B" Inspection in accordance with Westwind 1124/1124A Structural Inspection Program.
- Complied with weight and visual check of the cabin and cockpit fire extinguishers.
- Complied with **SB 1124-30-036"A"** Inspection of the windshield heat cycling contactors.
- Complied with **SB 1124-55-020** and **AD 89-12-08** Inspection of the horizontal stabilizer aft spar splice fitting outboard lugs for cracks.
- Complied with **SB 1124-27-129** and **AD 96-24-11** Inspection of the left and right aileron control push pull tubes.
- Complied with **SB 1124-26-135** Fire Protection - Fire Detection System - Press - To - Test Switch Reliability Improvement. Installed 2 ea. M83536/16-022M relays. See Flame enterprises Inc.'s Certificate Of Conformance dated 7/21/00.
- Removed main batteries P/N SP-400 #1 S/N 9506152, # 2 S/N 8812674 and reinstalled after deep cycle. The # 1 battery had cell # 17 replaced - P/N 40SP100. See Dynamo Aviation, Inc.'s FAA Form 8130-3s dated 7/7/00.
- Removed emergency gyro power supply P/N PS-823 B/T, S/N 1310 and reinstalled after deep cycle. See Dynamo Aviation, Inc.'s FAA Form 8130-3 dated 7/11/00.
- Removed emergency lighting battery P/N 38451-004 and installed after deep cycle. See Dynamo Aviation, Inc.'s FAA Form 8130-3 dated 7/7/00.
- Removed oxygen cylinder P/N 6350 A25-EEZ, S/N 49928W and reinstalled after hydrostatic test. See S.J. O'Brien Ent., Inc.'s maintenance release /yellow tag dated 8/10/00.
- Removed the copilot's windshield P/N PPG 343030-2, S/N 84-H-1-2-096 and installed a new windshield P/N PPG 343030-2, S/N 99158H0464. See AVPAC's certificate of conformance. Pressurization and heat functional check was satisfactory at this time.
- Removed the left N1 indicator P/N 8DJ278WADI, S/N 80062 and reinstalled after repair. See Global Tech Instruments' FAA Form 8130-3 dated 7/10/00.
- Removed the fuel status indicator P/N 308-904-001, S/N 173 and reinstalled after repair. See Global Tech Instruments' FAA Form 8130-3 dated 7/10/00.
- Complied with **SB 1124-33-121** "Lights - Cabin Fluorescent Lighting Support System Improvement", by removing 14 cabin fluorescent light power supplies P/N TR992, S/Ns off: 9376,6406,6399,6376,6460,6367,6439,6423,6500,6459,6478,6403,6462,9413, and installing 14 protected power supplies P/N AL-5112, S/Ns on: 35817,35819,35816,35820,35825,35822,35818,35814,35821,35827,35826,35823,35824,35815. See Aerospace Lighting Corporation's FAA Form 8130-3s dated 7/15/00. Repetitive action of **AD 95-22-01** "Inspection of fluorescent lighting system following a failure" is no longer required due to this upgrade in power supplies.
- Replaced 2 ea. cabin fluorescent lamps P/N AL-1235-460 utilizing new connectors P/N AL-5113 in accordance with SB 1124-33-131. See Aerospace Lighting Corporation's FAA Form 8130-3 dated 1/12/00 for the lamp and Corporate Air Parts, Inc.'s material certification for the connectors.
- Replaced the following cabin fluorescent lamps: 1ea. AL-1235-360, 1ea. AL-1235-320, 1ea. AL-1235-1220, 1ea. AL-1235-490. See Aerospace Lighting Corporation's FAA Form 8130-3s dated 4/10/00, 7/14/00, 4/5/00, and 7/28/00.
- Removed left main gear upper body P/N 253505-501, S/N UNK and installed a repaired left main gear upper body P/N 253505-501, S/N 479. See Jet Service Enterprises, Inc.'s FAA Form 8130-3 dated 6/9/00. Replaced upper strut bearing P/N ED 12918-1 and resealed strut with an SVC-500 winterized seal kit.
- Repaired right main gear upper body inner bore in accordance with Westwind 1124/1124A maintenance manual. Replaced right main gear strut upper bearing P/N ED 12918-1 and resealed strut with an SVC-500 winterized seal kit.
- Removed the tail rotating beacon P/N G9950-11, S/N 11709 and reinstalled after overhaul. See Weco Aerospace Systems, Inc.'s FAA Form 8130-3 dated 7/13/00.
- Removed the right engine starter generator P/N 23065-018-1, S/N 2562 and reinstalled after overhaul. See Weco Aerospace Systems, Inc.'s FAA Form 8130-3 dated 7/13/00.
- Removed windshield wiper motor assembly P/N XW21126-315-R32, S/N 2-22826 and reinstalled after overhaul and test. See Consolidated Aircraft Supply Co. Inc.'s FAA Form 8130-3 dated 7/22/00.
- Removed left and right main wheel assemblies P/N 5002806-2, #1 S/N Jun89-537, #2 Mar94-662 and reinstalled after N.D.T. and tire changes. Tires P/N off/on 249K83-3, #1 S/N off unk, S/N on 72070859, #2 S/N off unk, S/N on 60470266. See Aero Wheel And Brake Service Corp.'s FAA Form 8130-3 dated 7/10/00.
- Installed a PMA approved lavatory seat belt kit P/N SK-173 in accordance with AAR STC # SA4318SW. See **FAA Form 337 dated 7/26/00**. Aircraft is now approved for passenger occupancy of the toilet seat for take-off, landing, and flight.
- Removed and replaced right nose steering cable P/N 503-028-535. See Israel Aircraft Industries Ltd.'s FAA Form 8130-3 dated 12/24/98.
- Removed and replaced water separator condenser P/N 21BC113.
- Adjusted and serviced all cabin seats.
- Removed left and right tip tanks and performed fuel leak repairs on tank mounts. Reinstalled tip tanks with new aft mount bolts P/N 213717-501.
- Performed laminate repairs on cabin interior cabinets.
- Removed and replaced the forward baggage seal P/N 1900010.
- Removed and replaced the aft baggage seal P/N 1910061.
- Removed and replaced the left engine fuel filter P/N 897513-1 due to a popped bypass indicator. Reset bypass indicator, ran the left engine. Indicator checked good (not popped).
- Adjusted nose steering cables to manufacturers recommended tension.
- Replaced oxygen system filling adapter P/N A300.
- Replaced radar waveguide desiccant.
- Secured pilot's and copilot's cockpit side pouches by installing some new nut plates.
- Replaced right engine aft upper and lower mount bolt nuts P/N AN310C6.



- Repositioned and tightened the left thrust reverser actuator clamp.
- Slightly repositioned left engine fuel hose to prevent chaffing on cowling.
- Tightened taper pin on the right elevator torque tube to eliminate extraneous play and safetied.
- Repaired various fuel leaks on the left and right wings roots just aft of wing spar.
- Reattached left and right fuel catch tray drain lines to drain masts.
- Cleaned and treated blue water stains under toilet.
- Adjusted the right flap linear potentiometer to obtain the required flap comparator readings.
- Replaced 1 ea. static discharger P/N 16785 on the left horizontal stabilizer.
- Replaced 1 ea. static discharger P/N 16785 on the right wing.
- Removed and replaced 3 ea. Rivets on the right engine nacelle inlet bulkhead.

Items listed were inspected/repared in accordance with aircraft, engine and/or accessory Manufactures Maintenance Manual requirements and current Federal Aviation Regulations. I certify that this aircraft was inspected in accordance with an inspection program as required by FAR 91.409 (f)(3). This aircraft is approved for return to service with respect to the work performed. Details are on file under W.O.# 540.



RoigWest Incorporated
7035 Sophia Avenue, Van Nuys, CA 91406
FAA CRS UQRR958L

AIRCRAFT MAINTENANCE RECORD

A/C Reg'n: **N83SG**

A/C Model: **1124A Westwind**

A/C Ser. No.: **368**

DATE	A/C T.T.	A/C T.Ldgs.	DESCRIPTION
	A/C Reg.: N83SG W.O.#: 37385 Date: 07-29-00		A/C Make: LAI A/C Model: 1124A A/C S/N: 368
			Action: Removed #2 DG, Model C-14A, P/N 2587193-143, S/N 81085647. Installed loaner C-14A, P/N 2587193-43, S/N 81075266. #2 DG system ramp tests good.
			<u>Maintenance Release</u> The aircraft and/or component identified above was repaired and inspected in accordance with current FAR's and is approved for returned to service.
			Signed: <i>David Hernandez</i> Date: <u>7/29/2000</u>
			IFR Avionics Repair Center 7035 Sophia Ave. Van Nuys, Ca 91406 CRS-A04R0259M

UTAH JET CENTER

Date: 08-16-00

Shop Order: 2294

N# N83SG Type A/C 1124A Total Time 7343 Tach/Hobbs _____ Landings 5374

Removed # 2 C-14 gyro P/N 2587193-43 S/N 78038406. Installed # 2 gyro P/N 2587193-143 S/N 78038406. Operational check satisfactory on ground.

The Aircraft and/or component identified above was repaired and inspected in accordance with current Federal Air Regulations and was found airworthy for return to service.

Signed *Scott J. Ballester*
AP 528352663

Logbook Entry



N83SG		WW1124A		S/N: 368		DATE: 08/26/00	
Airframe	7352.2	#1 Engine		#2 Engine			
Landings	5381	Cycles		Cycles			

- Removed the Copilot's outer windshield P/N PPG 343030-2, S/N 99158H0464 and installed a new outer windshield P/N PPG 343030-2, S/N 99064H0109. See PPG's Certificate of Conformance and Final Electrical Data Sheet.
- Complied with minor fuel leak repairs in the fuselage center section.
- Replaced the right position lamp P/N 628.

Items listed were inspected/repared in accordance with aircraft, engine and/or accessory Manufactures Maintenance Manual requirements and current Federal Aviation Regulations. This aircraft is approved for return to service with respect to the work performed. Details are on file under W.O.# 613.



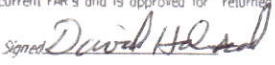

Rob Rando
RoigWest Incorporated
7035 Sophia Avenue, Van Nuys, CA 91406
FAA CRS UQRR958L

AIRCRAFT MAINTENANCE RECORD

A/C Reg'n: **N83SG**

A/C Model: **1124A Westwind**

A/C Ser. No.: **368**

DATE	A/C T.T.	A/C T.Ldgs.	DESCRIPTION
UTAH JET CENTER			
Date: <u>9.8.2000</u>			Shop Order: <u>2231</u>
N# <u>N83SG</u>	Type A/C <u>1124A</u>	Total Time <u>7360</u>	Tach/Hobbs _____ Landings <u>5384</u>
Removed loaner C-14 Gyro P/N 2587193-143 S/N 78038406. Installed unit P/N 2587193-143 S/N 81085647. Repaired by IFR Avionics ref. To S/O 361631.			
The Aircraft and/or component identified above was repaired and inspected in accordance with current Federal Air Regulations and was found airworthy for return to service.			
			Signed:  AP528352665
UTAH JET CENTER			
Date: <u>09-29-00</u>			Shop Order: <u>2307</u>
N# <u>N83SG</u>	Type A/C <u>1124A</u>	Total Time <u>7390</u>	Tach/Hobbs _____ Landings <u>5406</u>
Removed ADI P/N 622-4808-004 S/N 823. Installed newly O.H. ADI P/N 622-4808-004 S/N 179. OPS CK satisfactory on GRND.			
The Aircraft and/or component identified above was repaired and inspected in accordance with current Federal Air Regulations and was found airworthy for return to service.			
			Signed:  AP528352665
<p>A/C Reg.: N83SG W.O.#: 37646 Date: 01-18-01</p> <p>A/C Make: IAI A/C Model: 1124A A/C S/N: 368</p>			
<p>Action: I certify that #1 Transponder model: TDR-90 S/N: 9808 has been tested to: 50000 ft. and meets the requirements of FAR 91.413 and FAR APP F.</p> <p>I certify that #2 Transponder model: TDR-90 S/N: 18112 has been tested to: 50000 ft. and meets the requirements of FAR 91.413 and FAR APP F.</p>			
<p><u>Maintenance Release</u> The aircraft and/or component identified above was repaired and inspected in accordance with current FAR's and is approved for returned to service.</p> <p>Signed:  Date: <u>1/18/2001</u></p> <p style="text-align: center;">IFR Avionics Repair Center</p>			
<p>IFR Avionics, Inc. 7035 Sorbia Ave Van Nuys, Ca 91406 CRS-A04R0594 A/C Reg.: N83SG A/C Make: IAI W.O.#: 37646 A/C Model: 1124A Date: 01-18-01 A/C S/N: 368</p>			
<p>Action: I certify that the altimeter, alt. encoding equipment and pilot/static system tests required by FAR 91.411 have been performed. The altimeter was tested to: 50000 ft.</p>			
<p><u>Maintenance Release</u> The aircraft and/or component identified above was repaired and inspected in accordance with current FAR's and is approved for returned to service.</p> <p>Signed:  Date: <u>1/18/2001</u></p> <p style="text-align: center;">IFR Avionics Repair Center</p>			

PILOTS

ALTIMETER CORRECTION CARD

IFR AVIONICS, INC.
7035 SOPHIA AVE.
VAN NUYS, CA 91406
(818).782.4810
AQ4R059M.

ADC-800K
622-5465
S/N 1080

TECH. DAN/SHERMAN
INSP. David Black
DATE: 1-17-01 W.O. 37646 ALI-80A
P/N 622-3975-003
S/N 1152

STD. ALT	CORRECTION	TOL.
-1000 FT.	<u>-1000</u>	+/- 20FT
0 FT.	<u>+20</u>	+/- 20FT
500 FT.	<u>520</u>	+/- 20FT
1000 FT.	<u>1020</u>	+/- 20FT
1500 FT.	<u>1520</u>	+/- 25FT
2000 FT.	<u>2020</u>	+/- 30FT
3000 FT.	<u>3020</u>	+/- 30FT
4000 FT.	<u>4020</u>	+/- 35FT
6000 FT.	<u>6010</u>	+/- 40FT
8000 FT.	<u>8020</u>	+/- 60FT
10000 FT.	<u>10020</u>	+/- 80FT
12000 FT.	<u>12025</u>	+/- 90FT
14000 FT.	<u>14040</u>	+/- 100FT
16000 FT.	<u>16040</u>	+/- 110FT
18000 FT.	<u>18040</u>	+/- 120FT
20000 FT.	UP <u>20040</u> DOWN <u>20020</u>	+/- 130FT
22000 FT.	<u>22025</u>	+/- 140FT
25000 FT.	UP <u>25045</u> DOWN <u>25040</u>	+/- 155FT
30000 FT.	<u>30030</u>	+/- 180FT
35000 FT.	<u>35020</u>	+/- 205FT
40000 FT.	<u>40100</u>	+/- 230FT
45000 FT.	<u>45090</u>	+/- 255FT
50000 FT.	<u>50100</u>	+/- 280FT

BARO. SCALE ERROR

IN. HG.	TOL.	FT. ERROR
28.10	-1702/-1752	<u>-1710</u>
28.50	-1315/-1365	<u>-1325</u>
29.00	-838/-888	<u>-850</u>
29.50	-367/-417	<u>-390</u>
29.92	0	<u>0</u>
30.06	+104/+154	<u>+140</u>
30.50	+506/+556	<u>+545</u>
30.90	+868/+918	<u>+910</u>
30.99	+949/+999	<u>+980</u>

CASE LEAK @ 18000 FT. 50 FT.
(TOL. 100 FT/MIN)

HYSTERESIS TOL. 75FT.
5 FT

AFTER EFFECT 0 FT
(TOL. 30FT)

N8356

ALTIMETER CORRECTION CARD

IFR AVIONICS, INC.
7035 SOPHIA AVE.
VAN NUYS, CA 91406
(818).782.4810
AQ4R059M.

COPILOT
KOLLSMAN

TECH. S. Tan
INSP. David Holand
DATE: 1-17-01 W.O. 37646
P/N B4420210014
S/N 501

STD. ALT	CORRECTION	TOL.
-1000 FT.	<u>1010</u>	+/- 20FT
0 FT.	<u>0</u>	+/- 20FT
500 FT.	<u>505</u>	+/- 20FT
1000 FT.	<u>1000</u>	+/- 20FT
1500 FT.	<u>1490</u>	+/- 25FT
2000 FT.	<u>1980</u>	+/- 30FT
3000 FT.	<u>2990</u>	+/- 30FT
4000 FT.	<u>3990</u>	+/- 35FT
6000 FT.	<u>6000</u>	+/- 40FT
8000 FT.	<u>8025</u>	+/- 60FT
10000 FT.	<u>8990</u>	+/- 80FT
12000 FT.	<u>12025</u>	+/- 90FT
14000 FT.	<u>13990</u>	+/- 100FT
16000 FT.	<u>15990</u>	+/- 110FT
18000 FT.	<u>17970</u>	+/- 120FT
20000 FT.	UP <u>19950</u> DOWN <u>19990</u>	+/- 130FT
22000 FT.	<u>21930</u>	+/- 140FT
25000 FT.	UP <u>24960</u> DOWN <u>25000</u>	+/- 155FT
30000 FT.	<u>29940</u>	+/- 180FT
35000 FT.	<u>35060</u>	+/- 205FT
40000 FT.	<u>40120</u>	+/- 230FT
45000 FT.	<u>45060</u>	+/- 255FT
50000 FT.	<u>49880</u>	+/- 280FT

BARO. SCALE ERROR		
IN. HG.	TOL.	FT. ERROR
28.10	-1702/-1752	<u>-1710</u>
28.50	-1315/-1365	<u>-1330</u>
29.00	-838/-888	<u>-810</u>
29.50	-367/-417	<u>-390</u>
29.92	0	<u>0</u>
30.06	+104/+154	<u>+130</u>
30.50	+506/+556	<u>+540</u>
30.90	+868/+918	<u>+890</u>
30.99	+949/+999	<u>+970</u>

CASE LEAK @ 18000 FT. 40 FT.
(TOL. 100 FT/MIN)

HYSTERESIS TOL. 75FT.
60 FT

AFTER EFFECT 20 FT
(TOL. 30FT)




N83SG		WW1124		S/N: 368		DATE: 01/17/01	
Airframe	7493.6	#1 Engine	7146.5	#2 Engine	7445.0		
Landings	5466	Cycles	5109	Cycles	5337		

Turbine
Aircraft
Maintenance

- Complied with a 200 hour "A" Inspection including Engines, Nacelles and Pylons inspection, 150 flight hours airframe inspection, and pre-flight inspection in accordance with the Westwind 1124/1124A Maintenance Manual chapter 5 requirements.
- Complied with weight and visual check of the cabin and cockpit fire extinguishers.
- Complied with **SB 1124-30-036 "A"** Inspection of the windshield heat cycling contactors.
- Complied with **SB 1124-55-020** and **AD 89-12-08** Inspection of the horizontal stabilizer aft spar splice fitting outboard lugs for cracks.
- Complied with **AD 2000-23-13** and **SB 1124-27A-147** To prevent jamming or disconnection of the horizontal stabilizer trim actuator.
- Complied with **AD 74-08-09 R2** To prevent possible fires that could result from smoking materials being dropped into lavatory paper or linen waste receptacles.
- Removed main batteries P/N 30126-001 #1 S/N 9506152, # 2 S/N 8812674 and reinstalled after deep cycle. See Dynamo Aviation, Inc.'s FAA Form 8130-3s dated 01/17/01.
- Removed emergency gyro power supply P/N PS-823 B/T, S/N 1310 and reinstalled after deep cycle. See Dynamo Aviation, Inc.'s FAA Form 8130-3 dated 01/17/01.
- Removed emergency lighting battery P/N 38451-004 and installed after deep cycle. See Dynamo Aviation, Inc.'s FAA Form 8130-3 dated 01/17/01.
- Removed the left engine starter generator P/N 23065-018-1, S/N 2258 and installed an overhauled unit P/N 23065-018-1, S/N 3684. See Weeco Aerospace Systems, Inc.'s FAA Form 8130-3 dated 12/21/00.
- Removed left and right main wheel assemblies P/N 5002806-2, #1 S/N Jun89-537, #2 Mar94-662 and reinstalled after N.D.T. and tire changes. Tires P/N off/on 249K83-3, #1 S/N off 72070859, S/N on 02090307, #2 S/N off 60470266, S/N on 02110543. See Aero Wheel And Brake Service Corp.'s FAA Form 8130-3's dated 01/16/01.
- Removed the left and right brakes and installed overhauled units P/N off/on 5002805-3, #1 S/N off R12153-6, S/N on 21139-1, #2 S/N off 1140, S/N on JAN86-531. See Aero Wheel and Brake Service Corp.'s FAA Form 8130-3's dated 10/19/00.
- Repaired various fuel leaks in the center section and wings carry through area.
- Re-glued laminate piece on the right cabin table.
- Rigged the aileron servo tab per 27-10-00 pg. 505 of the 1124/1124A Maintenance Manual.
- Installed 2 ea. Coat hangers on the aft side of the pilots false bulkhead.
- Adjusted and secured the left aft cabin window reveal and adjacent headliner.
- Stripped and re-painted landing light lenses anti glare coating.
- Installed a new snap for the toilet seat/cover strap.
- Repaired sealant at the right wing tip tank to wing bottom side.
- Replaced the radar waveguide desiccant.
- Replaced the left and right cockpit windshields desiccant.
- Reclocked the copilots wiper blade arm for proper parked position.
- Replaced left and right hydraulic pump gaskets P/N MS9135-01.
- Repaired the tail cone bonding strap.
- Secured the left wing tip aft cone lower diverter strip.
- Removed left main gear axle internal corrosion in accordance with 1124/1124A maintenance manual ch. 32. Measured axle dimensions and found within maintenance manual limits. Treated axle per maintenance manual.
- Removed and replaced the copilots wiper blade with a new refill P/N 2315M-24-8.
- Removed and replaced all 4 engine fire bottle cartridges P/N M13083-5. Manufacture date of cartridges is 9/2000.

Items listed were inspected/repared in accordance with aircraft, engine and/or accessory Manufactures Maintenance Manual requirements and current Federal Aviation Regulations. I certify that this aircraft was inspected in accordance with an inspection program as required by FAR 91.409 (f)(3). This aircraft is approved for return to service with respect to the work performed. Details are on file under W.O.# 745.


RoigWest Incorporated
FAA CRS UQRR958L

RoigWest Incorporated
7035 Sophia Avenue
Van Nuys, California 91406
818 908-9600
FAX 818 908-0453



RoigWest

Logbook Entry

N83SG		WW1124A		S/N: 368		DATE: 02/16/01	
Airframe	7550.8	#1 Engine	7203.7	#2 Engine	7502.2		
Landings	5515	Cycles	5158	Cycles	5386		

- Complied with a 1200 hour clean/inspection/lubrication of the left and right flap flexible drive cables in accordance with I.A.I. Westwind 1124/1124A Maintenance Manual Chapter 5 requirements 5-20-03 and 27-50-00 servicing.
- Removed the copilot's push to talk switch and installed a new switch P/N STD969-1.

Items listed were inspected/repared in accordance with aircraft, engine and/or accessory Manufactures Maintenance Manual requirements and current Federal Aviation Regulations. This aircraft is approved for return to service with respect to the work performed. Details are on file under W.O.# 770.

RoigWest Incorporated
7035 Sophia Avenue, Van Nuys, CA 91406
FAA CRS UQRR958L

A/C Reg: N83SG
M.O.#: 37846
Date: 02-15-01

A/C Make: I.A.I.
A/C Model: 1124A
A/C S/N: 368

Action: Removed APC-80, P/N 522-2901-016, S/N 2056. Installed exchange APC-80, P/N 522-2901-016, S/N 329.
Autopilot system ramp tests good.

Maintenance Release The aircraft and/or component identified above was repaired and inspected in accordance with current FAR's and is approved for return to service.

Signed

IFR Avionics Repair Center

IFR Avionics, Inc.

7035 Sophia Ave.

Van Nuys, Ca 91406

Date

2/16/2001

CRS-AQ44059M



N83SG		WW1124		S/N: 368		DATE: 06/26/01	
Airframe	7686.5	#1 Engine	7339.4	#2 Engine	7637.9		
Landings	5594	Cycles	5236	Cycles	5465		

Turbine
Aircraft
Maintenance

- Complied with a "B", 200/400 hours inspection including Engines, Nacelles, and Pylons Inspection and 150 flight hours inspection in accordance with the Westwind 1124/1124A Maintenance Manual requirements.
- Complied with recurring **AD 89-12-08** To detect cracks in the hinge lugs of the horizontal stabilizer aft spar splice fitting. Next due - 7986.5.
- Complied with recurring **AD 96-24-11** To prevent excessive wear of the aileron push-pull tubes. Next due - 8286.5.
- Complied with recurring **SB 1124-30-036 part II** Inspection of the windshield heat cycling contactors. Next due - 7836.5
- Repaired structural damage to nose radar antenna support web and avionics deck. **Ref: FAA Form 337 dated 6/26/01.** Treated and painted repaired areas.
- Removed upper rudder trim actuator P/N 793500-503, S/N 5220, and replaced with an overhauled unit P/N 793500-503M, S/N 5202M. Ref: Aero Space Controls FAA Form 8130-3 dated 11/10/00.
- Removed fuselage lower left fuel cell P/N 2F1-6-32432-511, S/N 79-34873, and reinstalled after overhaul. Ref: Aero-Tech Services, Inc. FAA Form 8130-3 dated 6/20/01.
- Replaced left fuel low level float switch P/N GF5500-52, S/N unknown, with new P/N GF5500-52, S/N A2269.
- Removed # 1 and # 2 main wheels P/N 5002806-2, S/N's Jun89-537/Jun89-537 and Mar94-662/Mar94-662 and reinstalled after NDT inspection and tire change (2 each new tires P/N 249K83-3, S/N's 03640631 and 10100522, were mounted on the wheels, respectively). Ref: Aero Wheel and Brake Service Corp. FAA Form 8130-3 dated 6/8/01.
- Removed main batteries P/N 30126-001, S/N's 9506152 and 8812674, and reinstalled after deep cycle and function test. Replaced cell # 15 P/N 40SP100 with new cell, S/N on 8812674. Ref: Dynamo Aviation, Inc FAA Form 8130-3 dated 6/20/01.
- Removed emergency power supply P/N 501-1075-06, S/N 1310, and reinstalled after replacing pack #A and deep cycle. Ref: Dynamo Aviation, Inc FAA Form 8130-3 dated 6/25/01.
- Removed emergency light battery P/N 38451-004 and reinstalled after deep cycle. Ref: Dynamo Aviation, Inc FAA Form 8130-3 dated 6/25/01.
- Removed nose wheels P/N 9541874, S/N's Oct97-927/Oct97-927 and Oct97-942/Oct97-942, and reinstalled after NDT inspection and tire change (2 each new nose tires P/N 164F43-2, S/N's 02990098 and 10701248, were mounted, respectively on the wheels). Ref: Aero Wheel and Brake Service Corp. FAA Form 8130-3 dated 6/8/01.
- Removed # 2 engine hydraulic pump P/N 65WE01031-3, S/N B1-58, and reinstalled after overhaul. Ref: Aero-Craft Hydraulics, Inc. FAA Form 8130-3 dated 5/29/01.
- Removed # 1 engine hydraulic pump P/N 713524-507, S/N A2-84 and replaced with overhauled hydraulic pump P/N 713524-507, S/N A3-263. Ref: Jet Service Enterprises FAA Form 8130-3 dated 4/18/01. Replaced both high pressure hydraulic filters P/N 7509121 and the hydraulic reservoir filter as a precaution following pump failure.
- Replaced radome P/N 5873000, S/N unknown, with repaired radome P/N 5873000, S/N AUG-0017. Ref: Nordam - Texas FAA Form 8130-3 dated 5/15/2000. Replaced radome boot P/N PM-260 with new radome boot P/N PM-260. Painted radome stripes to match fuselage paint scheme.
- Removed compass/gyro P/N 2587193-43, S/N 81095980, and reinstalled after repair. Ref: Duncan Aviation / Lincoln FAA Form 8130-3 dated 5/23/01.
- Removed vertical reference gyro P/N 792-6694-001, S/N 11206, and reinstalled after repair. Ref: Duncan Aviation / Lincoln FAA Form 8130-3 dated 5/21/01.
- Removed compass/gyro P/N 2587193-143, S/N 78038406, and reinstalled after inspection and function test. Ref: Duncan Aviation / Lincoln FAA Form 8130-3 dated 5/21/01.
- Removed radar antenna assembly P/N 622-2504-001, S/N 270, and replaced with overhauled antenna P/N 622-2504-001, S/N 718. Ref: Duncan Aviation / Lincoln FAA Form 8130-3 dated 5/25/01.
- Removed glide slope antenna P/N DMN25-1, S/N 1896, and replaced with new antenna P/N DMN25-1, S/N 3625.
- Cleaned MMO warning bell system connectors with contact cleaner.
- Adjusted main door and seal to eliminate squealing under pressure.
- Replaced 1 each lamp P/N AL-1235-360 and 2 each connectors P/N AL-5113 in lavatory vanity with 1 each new P/N AL-1235-360 Lamp and 2 each P/N AL-5113 Connectors.
- Adjusted left hand # 4 and # 5 window trim.
- Removed 1 each downwash lamp P/N AL1235-320, 1 each downwash lamp P/N AL1235-420, and 2 each connectors P/N AL-5113 above left hand # 4 and # 5 windows with 1 each new lamp P/N AL1235-320, 1 each new lamp P/N AL1235-420, and 2 each new connectors P/N AL-5113.
- Removed 1 each upwash lamp P/N AL1235-320, 1 each upwash lamp P/N AL1235-420, and 2 each connectors P/N AL-5113 at left hand forward position with 1 each new lamp P/N AL1235-320, 1 each new lamp P/N AL1235-420, and 2 each new connectors P/N AL-5113.
- Replaced 1 each lamp P/N GE4553 in left hand landing light with 1 each new lamp P/N GE4553.
- Cleaned and serviced toilet.
- Purged moisture from co-pilot's windshield in accordance with Westwind 1124/1124A Maintenance Manual ch. 56
- Removed right elevator and reinstalled after tightening and safetying right hand universal joint attachment hardware.
- Replaced the following hardware on the left aileron trim tab with new: 1 each rod end bearing P/N BHM-4T, 1 each bolt P/N AN174C12, and 1 each washer P/N NAS1149D0416H.
- Removed left wing tank sump drain valve P/N 79C19 with new P/N 79C19 valve.

RoigWest Incorporated
7035 Sophia Avenue
Van Nuys, California 91406
818 908-9600
FAX 818 908-0453



- Repaired minor pinholes on left and right wing de-icing boots in accordance with I.A.I. Westwind 1124/1125A Maintenance Manual Chapter 30-10-00 Page 205.
- Cleaned left and right aileron roller control rod guide rollers.
- Removed # 1 engine exhaust pipe P/N F10A-5-B20203-33 and replaced with repaired unit P/N F10A-5-B20203-33. See Dynamo Aviation, Inc FAA Form 8130-3 dated 6/19/01. Replaced 12 each bolts P/N NAS6603-8 with new.
- Secured loose clamp on # 1 engine thrust reverser inboard actuator.
- Repositioned right main landing gear axle drain scupper to bottom of axle and resealed.
- Resealed left main landing gear axle drain scupper.
- Repaired sealant at bottom forward edge of right # 1 and # 6 cabin windows.
- Replaced 1 each stud P/N GS522WO1HS with new P/N GS522WO1HS on # 1 engine inner igniter access panel.
- Replaced nose landing gear forward door linkage lever arm P/N 6PA31 with new linkage lever arm P/N 6PA31.
- Replaced the following nose steering yoke assembly parts with new parts: 1 each upper steering bracket P/N A01-223- 60200-000, 1 each lower steering bracket P/N A01 223 60300.000, 3 each bolts P/N NAS464P4-39, 1 each bracket P/N 2236.0000.002, 1 each bearing P/N ED13398-2 and 1 each bearing P/N ED12999-3.
- Replaced nose gear forward door linkage lever arm P/N 6PA31 with new P/N 6PA31 linkage lever arm.

Items listed were inspected/repared in accordance with aircraft, engine and/or accessory Manufacturer's Maintenance Manual requirements and current Federal Aviation Regulations. I certify that this aircraft was inspected in accordance with an inspection program as required by FAR 91.409 (f)(3). This aircraft is approved for return to service with respect to the work performed. Details are on file under W.O.#s 821, 832,835.

RoigWest Incorporated
7035 Sophia Avenue Van Nuys, CA 91406
FAA CRS UQRR958L

AIRCRAFT MAINTENANCE RECORD

A/C Reg'n: N83SG

A/C Model: 1124A Westwind

A/C Ser. No.: 368

DATE	A/C T.T.	A/C T.Ldgs.	DESCRIPTION
2-26-02	7806.0	5756	C/W VISUAL Inspection. And weight check to both CABIN Fire extinguishers.
			C/W service to emergency Lights Batteries. Remove Battery P/N 38451-00X, have CAP checked and charged @ United Batteries, Houston Tx. FAA-CRS # U9BR618Y.
			C/W Service to Standby Gyro. Battery P/N 501-1075-06 SN1310. Remove and send to United Batteries, Houston Tx.
			FAA CRS # U9BR618Y for Cap checked charged. Re-installed Battery P5823B/T.
			C/W Lubel/inspect NLG upper and lower bearings 24 months. Remove and inspect lubed Bearings no problem found.
			<i>[Signature]</i> AP253660856 2-26-02

Airframe

Westwind S/N368 N 83 SG

Total Time: 7854.4

Cycles 5677

April 12, 2002

Remove both main wheels and tires, send to Hatfield Aviation, Inc. Hatfield removed old tires, NDT inspected wheels and bolts. Installed new tires on wheels. Left wheel P/N 5002806-2, S/N Mar94-662, Tire P/N 249K83-3 S/N 12240137. Right wheel P/N 5002806-2 S/N June89-537, Tire P/N 249K83-3 S/N 12240156. Installed wheels, Pack wheel bearing and safety. Check pressure and leak check, OK. Comply with 150 Hr. Airframe Insp.

Comply with 150-300 Hr. Engine inspection on both engines. Including Soap samples taken, with oil filter change. And fuel filter change. Run engines and leak check, OK.

[Signature]
Dewey R. Smith
A&P 253660856

28356

Fly with the Best

UNITED BATTERIES AND ACCESSORIES, INC.

8346 Alameda Genoa Road

Houston, TX 77075

Phone: 713-991-9111 • Fax: 713-991-9117

F.A.A. C.R.S. No. U9BR618Y

FORM #9016

SERVICEABLE PART

Customer <i>R/S Aviation</i>		Make <i>P5823B/T</i>
Nomenclature	Part No. <i>501-1075-06</i>	Serial No. <i>1310</i>
Work Accomplished <input type="checkbox"/> Overhauled <input checked="" type="checkbox"/> Bench Checked <input type="checkbox"/> Repaired <input type="checkbox"/> Other (Explain) <u><i>Cap discharged Per C.M.M.</i></u> <u><i>TP-202</i></u>		

MAINTENANCE RELEASE

THE AIRCRAFT AND / OR COMPONENT IDENTIFIED ABOVE WAS INSPECTED IN ACCORDANCE WITH CURRENT REGULATIONS OF THE FEDERAL AVIATION ADMINISTRATION AND IS APPROVED FOR RETURN TO SERVICE.
PERTINENT DETAILS ARE ON FILE AT THIS REPAIR STATION.

UNDER WORK ORDER NO. _____

Signed

Harold Bush

Date

2606
2-26-02

United Batteries & Accessories, Inc.
 8346 Almeda Genoa Rd.
 Houston, Texas 77075
 Tel:(713)991-9111/9112 Fax:(713)991-9117
 C.R.S.# U9BR618Y
 NICKEL CADMIUM BATTERY PACK
 CHARGE/DISCHARGE TEST FORM
 (Form# 9010)

Customer Name R+S Aircraft Customer P/O# Dewy W/O# 2606
 Date Received 2-25-02 Battery P/N 501-1078-06 Unit S/N 1310

Preservice Inspection/Hidden Damage Inspection

General Condition Of Over All Unit per MFR Spec's

Receiving Terminal Volts / Unit Volts 26.19 Battery Pack #1 26.19 #2 26.00

Outer Case per MFR Spec's

Circuit Board per MFR Spec's

Cells & Cell Cases per MFR Spec's

Receptical Assy per MFR Spec's

5 AMP Fuse per MFR Spec's

10 AMP Fuse per MFR Spec's

Hot Spots NONE

Unit Under Test	End Of Discharge Voltage	Minimume Discharge
PS-823 A,C,E,G,B(B/T)	19.0 VDC	24 Minutes
PS-823 D,F,H,A/T	19.0 VDC	47 Minutes
20 Cell Battery Pack	20.0 VDC	27 Minutes

Remarks Cap + charged per C.M.M. TP 20 2

Replaced _____

Repaired _____

Completion Date 2-26-02

Work Accomplished By [Signature]

Inspection By [Signature]

In Service Hidden Damage Inspection & Capacity Test Steps 1 thru 4

1st	2, 2	24.20 CO.DIV.
2nd		
3rd		

Final Charge

4th	6, 6	32.20 CO.DIV.
-----	--	------------------

The Aircraft Components or Appliance or Accessory Was Inspected In Accordance With Current Requirments of the Federal Aviation Administration And Is Approved For Return to Service. Pertinent Details Are On File At This Repair Station.

Authorized Inspectors Signature [Signature]

Date of Final Inspection for Return to Service 2-26-02

Maintenance Release Issued YES or NO

28356

Fly with the Best

UNITED BATTERIES AND ACCESSORIES, INC.

8346 Alameda Genoa Road

Houston, TX 77075

Phone: 713-991-9111 • Fax: 713-991-9117

F.A.A. C.R.S. No. U9BR618Y

FORM #9016

SERVICEABLE PART

Customer <u>R/S Aviation</u>		Make <u>205113</u>
Nomenclature	Part No. <u>38451-004</u>	Serial No. <u>NA</u>
Work Accomplished <input type="checkbox"/> Overhauled <input checked="" type="checkbox"/> Bench Checked <input type="checkbox"/> Repaired <input type="checkbox"/> Other (Explain) <u>Cap replaced per</u> <u>mtn specs</u>		

MAINTENANCE RELEASE

THE AIRCRAFT AND / OR COMPONENT IDENTIFIED ABOVE WAS INSPECTED IN ACCORDANCE WITH CURRENT REGULATIONS OF THE FEDERAL AVIATION ADMINISTRATION AND IS APPROVED FOR RETURN TO SERVICE.

PERTINENT DETAILS ARE ON FILE AT THIS REPAIR STATION.

UNDER WORK ORDER NO. _____

Signed Howard Dahl

Date 2-26-02

2605

United Batteries & Accessories, Inc.
 8346 Almeda Genoa Rd.
 Houston, Texas 77075
 Tel:(713)991-9111/9112 Fax:(713)991-9117
 C.R.S.# U9BR618Y
NICKEL CADMIUM BATTERY PACK
CHARGE/DISCHARGE TEST FORM
 (Form# 9010)

Customer Name RIS Air Craft Inst. Customer P/O# Dewy W/O# 2605
 Date Received 2-25-02 Battery P/N 38451-004 Unit S/N NA.
Preservice Inspection/Hidden Damage Inspection 205113.
General Condition Of Over All Unit Per MFR Specs
 Receiving Terminal Volts / Unit Volts 25.13 Battery Pack #1 #2
 Outer Case Per MFR Specs
 Circuit Board NA.
 Cells & Cell Cases Per MFR Specs
 Receptical Assy Per MFR Specs
 5 AMP Fuse NA.
 10 AMP Fuse NA.
 Hot Spots None

Unit Under Test	End Of Discharge Voltage	Minimume Discharge
PS-823 A,C,E,G,B,B/T	19.0 VDC	24 Minutes
PS-823 D,F,H,A/T	19.0 VDC	47 Minutes
20 Cell Battery Pack ✓	20.0 VDC	27 Minutes

Remarks Cap + charged per MFR Specs

Replaced _____
 Repaired _____
 Completion Date 2-26-02
 Work Accomplished By Harold Paul
 Inspection By Harold Paul

In Service Hidden Damage Inspection & Capacity Test Steps 1 thru 4

1st	13	13	13	13	13	13	13	13	13	13	13	13	13	13	13	13	13	13	13	22.60	EO.D.V.
2nd																					
3rd																					
Final Charge																					
4th	60	60	60	60	60	60	60	60	60	60	60	60	60	60	60	60	60	60	60	32.00	EO.D.V.

The Aircraft Components or Appliance or Accessory Was Inspected In Accordance With Current Requirments of the Federal Aviation Administration And Is Approved For Return to Service. Pertinent Details Are On File At This Repair Station.

Authorized Inspectors Signature Harold Paul
 Date of Final Inspection for Return to Service 2-26-02
 Maintenance Release Issued YES or NO

1. UNITED STATES <i>R</i>	2. FAA FORM 8130-3 AIRWORTHINESS APPROVAL TAG U.S. DEPARTMENT OF TRANSPORTATION FEDERAL AVIATION ADMINISTRATION	3. SYSTEM TRACKING REF. NO. 60168
------------------------------	--	--

4. ORGANIZATION HATFIELD AVIATION, INC. FAA ED2R790K CLASS 1, 2, 3 8109 BRANIFF STREET HOUSTON, TX 77061-5201	5. WORK ORDER, CONTRACT, OR INVOICE NUMBER: 60168 R&S AIRCRAFT INVESTMENTS
---	---

ITEM	7. DESCRIPTION	8. PART NUMBER	9. ELIGIBILITY*	10. QUANTITY	11. SERIAL / BATCH NUMBER	12. STATUS / WORK
1	WHEEL ASSY.	5002806-2	VARIOUS	1	JUN89-537	N.D.T.&


13. REMARKS

NEW TIRE

INSPECTED AND MOUNTED NEW TIRE IAW G/Y CMM BY D. MCDONALD
NO DISCONTINUITIES NOTED ON INSPECTION IAW ASTM E 1444-94A

LIMITED LIFE PARTS MUST BE ACCOMPANIED BY MAINTENANCE HISTORY INCLUDING TOTAL TIME / TOTAL CYCLES / TIME SINCE NEW.

14. NEW () NEWLY OVERHAULED () CERTIFIES THAT THE NEW OR NEWLY OVERHAULED PART(S) IDENTIFIED ABOVE, EXCEPT AS OTHERWISE SPECIFIED IN BLOCK 13 WAS (WERE) MANUFACTURED IN ACCORDANCE WITH FAA APPROVED DESIGN DATA AND AIRWORTHINESS. <i>NOTE: IN CASE OF PARTS TO BE EXPORTED, THE SPECIAL REQUIREMENTS OF THE IMPORTING COUNTRY HAVE BEEN MET.</i>	19. RETURN TO SERVICE IN ACCORDANCE WITH FAR 43.9 CERTIFIES THAT THE WORK SPECIFIED IN BLOCK 13 (OR ATTACHED) ABOVE WAS CARRIED OUT IN ACCORDANCE WITH FAA AIRWORTHINESS REGULATIONS AND IN RESPECT TO THE WORK PERFORMED THE PART(S) IS (ARE) APPROVED FOR RETURN TO SERVICE.
---	---

15. SIGNATURE	16. FAA AUTHORIZATION NO.:	20. AUTHORIZED SIGNATURE 	21. CERTIFICATE NO.: ED2R790K
17. NAME (TYPED OR PRINTED)	18. DATE	22. NAME (TYPED OR PRINTED) J.F. WOTIPKA	23. DATE 4/11/02

**AIRWORTINESS APPROVAL TAG
USER/INSTALLER RESPONSIBILITIES**

IT IS IMPORTANT TO UNDERSTAND THAT THE EXISTANCE OF THIS DOCUMENT ALONE DOES NOT AUTOMATICALLY CONSTITUTE AUTHORITY TO INSTALL THE PART/COMPONENT/ASSEMBLY.

WHERE THE USER/INSTALLER WORK IN ACCORDANCE WITH THE NATIONAL REGULATIONS OF AN AIRWORTHINESS AUTHORITY, IS DIFFERENT THAN THE AIRWORTHINESS AUTHORITY OF THE COUNTRY SPECIFIED IN BLOCK 1. IT IS ESSENTIAL THAT THE USER/INSTALLER ENSURES THAT HIS/HER AIRWORTHINESS AUTHORITY ACCEPTS PARTS/COMPONENTS/ASSEMBLIES FROM THE AIRWORTHINESS AUTHORITY OF THE COUNTRY SPECIFIED IN BLOCK 1.

STATEMENTS IN BLOCK 14 AND 19 DO NOT CONSTITUTE INSTALLATION CERTIFICATION. IN ALL CASES AIRCRAFT MAINTENANCE RECORDS MUST CONTAIN AN INSTALLATION CERTIFICATION ISSUED IN ACCORDANCE WITH THE NATIONAL REGULATIONS BY THE USER/INSTALLER BEFORE THE AIRCRAFT MAY BE FLOWN.

THE FAA FORM 8130-3 AND JAA FORM ONE ARE EQUIVALENT. OTHER COUNTRIES SUCH AS CANADA ALSO HAVE EQUIVALENT ACCEPTABLE DOCUMENTS.

1. UNITED STATES		2. FAA FORM 8130-3 AIRWORTHINESS APPROVAL TAG U.S. DEPARTMENT OF TRANSPORTATION FEDERAL AVIATION ADMINISTRATION			3. SYSTEM TRACKING REF. NO. 60173		
4. ORGANIZATION HATFIELD AVIATION, INC. 8109 BRANIFF STREET				FAA ED2R790K CLASS 1, 2, 3 HOUSTON, TX 77061-5201		5. WORK ORDER, CONTRACT, OR INVOICE NUMBER: 60173 R&S AIRCRAFT INVESTMENTS	
6. ITEM	7. DESCRIPTION	8. PART NUMBER	9. ELIGIBILITY*	10. QUANTITY	11. SERIAL / BATCH NUMBER	12. STATUS / WORK	
1	WHEEL ASSY.	5002806-2	VARIOUS	1	MAR94-662	N.D.T. &	
13. REMARKS N.D.T. INSPECTION AND MOUNT TIRE NO DISCONTINUITIES NOTED ON INSPECTION IAW ABS CMM BY D. MCDONALD MOUNT TIRE							
LIMITED LIFE PARTS MUST BE ACCOMPANIED BY MAINTENANCE HISTORY INCLUDING TOTAL TIME / TOTAL CYCLES / TIME SINCE NEW.							
14. NEW () NEWLY OVERHAULED () CERTIFIES THAT THE NEW OR NEWLY OVERHAULED PART(S) IDENTIFIED ABOVE, EXCEPT AS OTHERWISE SPECIFIED IN BLOCK 13 WAS (WERE) MANUFACTURED IN ACCORDANCE WITH FAA APPROVED DESIGN DATA AND AIRWORTHINESS. <i>NOTE: IN CASE OF PARTS TO BE EXPORTED, THE SPECIAL REQUIREMENTS OF THE IMPORTING COUNTRY HAVE BEEN MET.</i>				19. RETURN TO SERVICE IN ACCORDANCE WITH FAR 43.9 CERTIFIES THAT THE WORK SPECIFIED IN BLOCK 13 (OR ATTACHED) ABOVE WAS CARRIED OUT IN ACCORDANCE WITH FAA AIRWORTHINESS REGULATIONS AND IN RESPECT TO THE WORK PERFORMED THE PART(S) IS (ARE) APPROVED FOR RETURN TO SERVICE.			
15. SIGNATURE			16. FAA AUTHORIZATION NO.:	20. AUTHORIZED SIGNATURE		21. CERTIFICATE NO.: ED2R790K	
17. NAME (TYPED OR PRINTED)			18. DATE	22. NAME (TYPED OR PRINTED) J.F. WOTIPKA		23. DATE 4/12/02	

**AIRWORTINESS APPROVAL TAG
USER/INSTALLER RESPONSIBILITIES**

IT IS IMPORTANT TO UNDERSTAND THAT THE EXISTANCE OF THIS DOCUMENT ALONE DOES NOT AUTOMATICALLY CONSTITUTE AUTHORITY TO INSTALL THE PART/COMPONENT/ASSEMBLY.

WHERE THE USER/INSTALLER WORK IN ACCORDANCE WITH THE NATIONAL REGULATIONS OF AN AIRWORTHINESS AUTHORITY, IS DIFFERENT THAN THE AIRWORTHINESS AUTHORITY OF THE COUNTRY SPECIFIED IN BLOCK 1. IT IS ESSENTIAL THAT THE USER/INSTALLER ENSURES THAT HIS/HER AIRWORTHINESS AUTHORITY ACCEPTS PARTS/COMPONENTS/ASSEMBLIES FROM THE AIRWORTHINESS AUTHORITY OF THE COUNTRY SPECIFIED IN BLOCK 1.

STATEMENTS IN BLOCK 14 AND 19 DO NOT CONSTITUTE INSTALLATION CERTIFICATION. IN ALL CASES AIRCRAFT MAINTENANCE RECORDS MUST CONTAIN AN INSTALLATION CERTIFICATION ISSUED IN ACCORDANCE WITH THE NATIONAL REGULATIONS BY THE USER/INSTALLER BEFORE THE AIRCRAFT MAY BE FLOWN.

THE FAA FORM 8130-3 AND JAA FORM ONE ARE EQUIVALENT. OTHER COUNTRIES SUCH AS CANADA ALSO HAVE EQUIVALENT ACCEPTABLE DOCUMENTS.

BILLING INFORMATION

INVOICE NO. _____

DATE _____

Hatfield Aviation, INC.

NO. 60168

DATE 4-11-02

8109 Braniff Street
Houston, TX 77061-5201
(713) 644-1464

WORK ORDER

CUSTOMER: RFS AIRCRAFT INVESTMENTS

P.O. OR R.O. NO. _____

PHONE: 281 384 4601

INSTRUCTIONS <u>NO 7 & INSTALL NEW TIRE</u>	
PART NAME <u>WHEEL ASSY</u>	MFG. <u>E/Y</u>
S.N. <u>JUN 89-537</u>	P.L. <u>5002806-2</u>

PART NUMBER	DESCRIPTION	QUANTITY	ISSUED	UNIT	TOTAL
<u>Q 4</u>	<u>VALVE CORE</u>	<u>1</u>	<input checked="" type="checkbox"/>		

PARTS (This page)	
PARTS FORWARDED	
PARTS SUB TOTAL	
PARTS TOTAL	
SALES TAX	
LABOR	
TOTAL	

COMPLETED 4-11-02

REMARKS _____

MECHANIC Dan McDonald

INSPECTOR [Signature]

HAL
3
INSPECTOR

HATFIELD AVIATION, INC.

Work Order Continuation Sheet (Tear down / Progressive Insp.)

Customer RLS AIRCRAFT

Work Order No. 60168

Part No. 5002806-2

Date 4-11-02

Serial No. JHM 89-537

Removed from A/C _____

Trouble Reported: TIRES

Receiving Inspection Findings: NORMAL

Insp.: _____

Trouble Found: NONE - NORMAL RUN OUT.

Insp.: _____

Repair Explanation: REPLACE TIRE, SEAL + CORE

1AW w/ 17/4 EMM

Insp.: _____

Test Remarks: NO DISCONTINUITIES NOTED ON

INSPECTION 1AW ASTM E 1444-94A

Insp.: _____

NOI
Tested

Repaired

Overhauled

Mechanic Dan McDonald

Inspector [Signature]
HAL
3
INSPECTOR

Date Completed 4-11-02

BILLING INFORMATION
 INVOICE NO. _____
 DATE _____

Hatfield Aviation, INC.

NO. 60173

DATE 4-12-02

8109 Braniff Street
 Houston, TX 77061-5201
 (713) 644-1464

WORK ORDER

CUSTOMER: R+S AIRCRAFT INVESTMENTS

P.O. OR R.O. NO. _____

PHONE: _____

INSTRUCTIONS NDT INSPECTION + MOUNT CURK

PART NAME WHEEL ASSY **MFG.** ABS

S.N. MAR 94-662 **TYPE** _____ **P.L.** 5002506-2

PART NUMBER	DESCRIPTION	QUANTITY	ISSUED	UNIT	TOTAL
<u>A53578-268</u>	<u>O-Ring</u>	<u>---</u>	<u>---</u>		<u>CS</u>
<u>301-421-700</u>	<u>TIRE</u>	<u>---</u>	<u>---</u>		<u>CS</u>

PARTS (This page) _____

PARTS FORWARDED _____

PARTS SUB TOTAL _____

PARTS TOTAL _____

SALES TAX _____

LABOR _____

TOTAL _____

COMPLETED 4-12-02

REMARKS _____

MECHANIC Dan McDonald

INSPECTOR [Signature]

HAL 3 INSPECTOR

HATFIELD AVIATION, INC.

Work Order Continuation Sheet (Tear down / Progressive Insp.)

Customer RTS AIRCRAFT

Work Order No. 60173

Part No. 5002806-2

Date 4-12-02

Serial No. MAR 94-662

Removed from A/C _____

Trouble Reported: TIME

Receiving Inspection Findings: <u>NORMAL</u>	Insp.: HAL 3 INSPECTOR
--	---------------------------------------

Trouble Found: <u>NORMAL RUNOUT</u>	Insp.: HAL 3 INSPECTOR
-------------------------------------	---------------------------------------

Repair Explanation: <u>NOT INSPECTION & REPLACE TIRE</u>	Insp.: HAL 3 INSPECTOR
--	---------------------------------------

Test Remarks: <u>NO DISCONTINUITIES NOTED OIL INSPECTION LAM ABS CMM</u>	Insp.: HAL 3 INSPECTOR
--	---------------------------------------

<input checked="" type="checkbox"/> <u>NOT</u> Tested <input checked="" type="checkbox"/> Repaired <input type="checkbox"/> Overhauled	Insp.: HAL 3 INSPECTOR
--	---------------------------------------

Mechanic Dain McDonald

Inspector [Signature] **HAL
3
INSPECTOR**

Date Completed 4-12-02

1. Approving National Aviation Authority/Country: FAA/UNITED STATES	2. AUTHORIZED RELEASE CERTIFICATE FAA Form 8130-3, AIRWORTHINESS APPROVAL TAG	3. Form Tracking Number: G3JCF001
---	--	--------------------------------------

4. Organization Name and Address: Duncan Aviation/Lincoln Airport/Lincoln, NE 68524	5. Work Order/Contract/Invoice Number: G3JCF
---	---

6. Item:	7. Description:	8. Part Number:	9. Eligibility: *	10. Quantity:	11. Serial/Batch Number:	12. Status/Work:
001	AUTOPILOT COMPUTER	522-2901-016	N/A	001	329	Repaired

13. Remarks:

CUSTOMER: AIR AMERICA JET CHARTER INC

Discrepancy: Causes yoke jitter in roll.


Preliminary Findings: Bench checked unit and roll rate failures.

Corrective Action: Troubleshoot unit. Finished installing S.B. 7 to improve roll-rate when using the turn control. Subjected unit to heat and vibration. Cleaned and painted unit. Functional tested unit per Collins APC-80() Autopilot Computer Instruction Book (Repair Manual).

TECHNICIAN: ERIC A. OLSON

This document constitutes a signed copy of the work order.

14. Certifies the items identified above were manufactured in conformity to: <input type="checkbox"/> Approved design data and are in a condition for safe operation. <input type="checkbox"/> Non-approved design data specified in Block 13.	19. <input checked="" type="checkbox"/> 14 CFR 43.9 Return to Service <input type="checkbox"/> Other regulation specified in Block 13 Certifies that unless otherwise specified in Block 13, the work identified in Block 12 and described in Block 13 was accomplished in accordance with Title 14, Code of Federal Regulations, part 43 and in respect to that work, the items are approved for return to service.
--	---

15. Authorized Signature:	16. Approval/Authorization No.:	20. Authorized Signature:  DUNCAN UT 172	21. Approval/Certificate No.: JGVR194F
17. Name (Typed or Printed):	18. Date (m/d/y):	22. Name (Typed or Printed): AARON J. SPULAK	23. Date (m/d/y): 4/02/02

User/Installer Responsibilities

It is important to understand that the existence of this document alone does not automatically constitute authority to install the part/component/assembly. Where the user/installer performs work in accordance with the national regulations of an airworthiness authority different than the airworthiness authority of the country specified in Block 1, it is essential that the user/installer ensures that his/her airworthiness authority accepts parts/components/assemblies from the airworthiness authority of the country specified in Block 1.

Statements in blocks 14 and 19 do not constitute installation certification. In all cases, aircraft maintenance records must contain an installation certification issued in accordance with the national regulations by the user/installer before the aircraft may be flown.

1. Approving National Aviation Authority/Country: FAA/UNITED STATES	2. AUTHORIZED RELEASE CERTIFICATE FAA Form 8130-3, AIRWORTHINESS APPROVAL TAG	3. Form Tracking Number: G3JCD001
---	---	--------------------------------------

4. Organization Name and Address: Duncan Aviation/Lincoln Airport/Lincoln, NE 68524	5. Work Order/Contract/Invoice Number: G3JCD
---	---

6. Item:	7. Description:	8. Part Number:	9. Eligibility: *	10. Quantity:	11. Serial/Batch Number:	12. Status/Work:
001	YAW DAMPER COMPUTER	622-3167-028	N/A	001	4078	Repaired

13. Remarks:

CUSTOMER: AIR AMERICA JET CHARTER INC

Discrepancy: Yaw damper weak.

Preliminary finding: Bench checked unit and duplicated discrepancy. Found defective accelerometer.

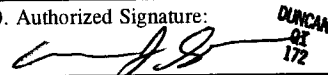
Corrective actions: Troubleshoot and replaced defective accelerometer. Cleaned and painted unit. Functional tested unit per Collins 562C-8F Yaw Damper Computer Instruction Manual

Note: Unit has no strapping module installed.

TECHNICIAN: STEVE J. KRINGS

This document constitutes a signed copy of the work order.

14. Certifies the items identified above were manufactured in conformity to: <input type="checkbox"/> Approved design data and are in a condition for safe operation. <input type="checkbox"/> Non-approved design data specified in Block 13.	19. <input checked="" type="checkbox"/> 14 CFR 43.9 Return to Service <input type="checkbox"/> Other regulation specified in Block 13 Certifies that unless otherwise specified in Block 13, the work identified in Block 12 and described in Block 13 was accomplished in accordance with Title 14, Code of Federal Regulations, part 43 and in respect to that work, the items are approved for return to service.
--	---

15. Authorized Signature:	16. Approval/Authorization No.:	20. Authorized Signature:  DUNCAN 03 172	21. Approval/Certificate No.: JGVR194F
17. Name (Typed or Printed):	18. Date (m/d/y):	22. Name (Typed or Printed): AARON J. SPULAK	23. Date (m/d/y): 5/03/02

User/Installer Responsibilities

It is important to understand that the existence of this document alone does not automatically constitute authority to install the part/component/assembly. If the user/installer performs work in accordance with the national regulations of an airworthiness authority different than the airworthiness authority of the country specified in Block 1, it is essential that the user/installer ensures that his/her airworthiness authority accepts parts/components/assemblies from the airworthiness authority of the country specified in Block 1.

Statements in blocks 14 and 19 do not constitute installation certification. In all cases, aircraft maintenance records must contain an installation certification issued in accordance with the national regulations by the user/installer before the aircraft may be flown.

AIRCRAFT MAINTENANCE RECORD

A/C Reg'n: N83SG

A/C Model: 1124A Westwind

A/C Ser. No.: 368

DATE	A/C T.T.	A/C T.Ldgs.	DESCRIPTION
<u>LOG ENTRY</u>			
Date: 04/05/2002 Resgt. No.: N83SG Model: ISRAEL JET WESTWIND 1124A Serial No.: 368			
This aircraft was weighed in accordance with manufactures recommended procedures, Type Certificate Data Sheet, and other data acceptable to the Federal Aviation Administration. I certify this aircraft is airworthy and approved for return to service with regards to work accomplished. See weight and balance for this date for details on aircraft configuration at time of weigh.			
Details on file at this agency under Work Order No.: 00625			
BEW: 12938.00 lbs. CG: 283.74 in. Moment: 3670998.95 in./lbs			
George H. Ham AIRWEIGHT, Inc. CRS: WVYR372L			

Duncan Avionics

N# 83SG

Date 5/2/02

Removed LOANER AUTOPILOT
Computer P/N 522-2901-016, S/N 1999
AND INSTALLED SERVICEABLE REPAIRED UNIT
P/N 522-2901-016, S/N 329. AUTOPILOT
GROUND FUNCTIONAL TEST NORMAL

The maintenance described above has been functional tested, found airworthy, and is approved for return to service. A detailed record is on file under Work Order # G3JCA.
 Inspected by Ronnie L. Jones
 for Duncan Avionics Houston, TX CRS GF2R844K

Duncan Avionics

N# 83SG

Date 5/10/02

REMOVED DUNCAN LOANER Y/D COMPUTER
Av: 622-3167-042 S/N: 1305 AND
INSTALLED CUSTOMER'S REPAIRED
UNIT Av: 622-3167-028 S/N: 4078.
SYSTEM RAMP TESTED NORMAL. ~END~

The maintenance described above has been functional tested, found airworthy, and is approved for return to service. A detailed record is on file under Work Order # G3JCA.
 Inspected by Daniel Cahill
 for Duncan Avionics Houston, TX CRS GF2R844K

AIRCRAFT MAINTENANCE RECORD

A/C Reg'n: N83SG

A/C Model: 1124A Westwind

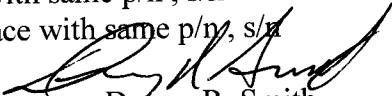
A/C Ser. No.: 368

DATE	A/C T.T.	A/C T.Ldgs.	DESCRIPTION

Starflite Management Group
 9000 Randolph St.
 Houston, Tx. 77061

A/C Reg. N83SG 1124A S/N 368 Total Times. 7924.4 Total Cycles. 5716
 Aug. 13, 02

Remove #1 brake assy. p/n 5002805-3 s/n Jan 86- 531, Replace with same p/n , s/n
 R3443, Remove #2 brake assy. p/n 5002805-3, s/n 21139-1, replace with same p/n, s/n
 R4321, IAW 32-43-01 of Maint. Man. No leaks, Ops check OK.


 Dewey R. Smith
 A&P 253660856

AIRCRAFT MAINTENANCE RECORD

A/C Reg'n: N83SG

A/C Model: 1124A Westwind

A/C Ser. No.: 368

DATE	A/C T.T.	A/C T.Ldgs.	DESCRIPTION
------	----------	-------------	-------------

Starflite Management Group
9000 Randolph St.
Houston, Texas 77061

Aug. 13.02

AIRFRAME Westwind S/N 368 N83SG Total times; 7924.4 Cycles; 5716

C/W 200 Hr. Inspection.
Visual insp. Cockpit and cabin portable fire extinguishers , and weight check.
Charge Emerg. Light battery.
Remove Emerg. Gyro battery PS823 serviced by United Battery, of Houston P/N 501-1075-06, s/n 1310.
Remove CVR beacon battery , Install new battery P/N DK100, s/n DV4013
Visual Inspect elevator control bellcrank assembly, 27.520
X-ray inspect nose gear assembly, nose gear shaft and door assy.
X-ray inspect left and right aileron control rods assemblies
X-ray inspect rudder control rod assemblies.
Check pilots and co-pilots oxygen mask.
C/W AD 2002-01-26 on both engines. Inferior bolts around inlets. No problem found.
C/W AD 1989-12-08, Horiz. Stab spar splice. No problem found.
C/W SB. 1124-30-036, part 2. Ice and rain protection.
C/W SL WW-2492 Hyd. Hose Insp. No problem found.
Remove right engine for MPI by Dallas Aeromotive, Installed by Dallas Aeromotive and All post runs normal.
C/W AD 1996-24-11, right and left accomplished, no problem found.
C/W SB. 1124-27-129 left and right aileron flight control. No problem found.
Remove ships batteries, Install reconditioned batteries, Saft p/n 15580 s/n 38056 s/n 81985, from united batteries.
Replace lower beacon bulb p/n 1924x, ops ck. OK.

I certify that this aircraft has been inspected in accordance with the above mentioned inspection
And was determined to be in an airworthy condition.

Dewey R. Smith
A&P 253660856


--	--	--	--

Starflite management Group
9000 Randolph
Houston Texas 77061

9-13-02 SM

Westwind 1124 S/N 368 N83SG Total Times 7945.9 Total Cycles 5726

Change desicant in R/H nose compartment for w/s.
Adjusted scissor on left main gear to correct clearance.
Repair close out at left rear window, reglue carpet in several places.


Dewey R. Smith
A&P 253660856

--	--	--	--

AIRCRAFT MAINTENANCE RECORD

A/C Reg'n: N83SG

A/C Model: 1124A Westwind

A/C Ser. No.: 368

DATE	A/C T.T.	A/C T.Ldgs.	DESCRIPTION
------	----------	-------------	-------------

Starflite Management Group
9000 Randolph St.
Houston Texas 77061

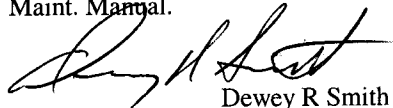
9-20.02 ⁰¹⁷

Westwind 1124 S/N 368 N83SG

Total Times 7959.0

Total Cycles 5736

Remove left GCU P/N 352060DC168D1, s/n 168D1. Install S/N 6640693M1. Parr. And load balance, OPS check good.
Adjust right engine oil pressure to 45 psi at 88% N1, IAW 72-00-00, Page 588 of Honeywell TFE 731 Maint. Manual.
C/W cabin and airframe portable fire ext. check.


Dewey R. Smith
A&P 253660856

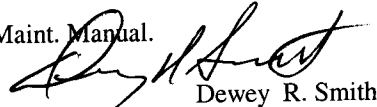
DATE	A/C T.T.	A/C T.Ldgs.	DESCRIPTION

Starflite Management Group
9000 Randolph St.
Houston, Tx. 77061

Westwind 1124 S/N 368 N83SG

Engine TT. 7892.4 TC. 5640 Sept. 20.02

Adjust right engine oil pressure to 45 psi at 88% N1 IAW 72-00-00, Page 588 of Honeywell TFE 731 Maint. Manual.


Dewey R. Smith
A&P 253660856

Starflite Management Group
9000 Randolph St.
Houston, Tx. 77061

Westwind 1124 S/N 368 N83SG

Total Times 7982.6 Total Cycles. 5762

Date. Oct. 30-02

C/W Emerg. Power supply PS 823 service by United Batteries, of Houston, Tx.
C/W Functional test Hyd. Pump Emerg. Fuse.
Remove tail rotating beacon and replace motor p/n A-6458 and bulb p/n 7079. Ops ck. OK.
Repair broken wire at wing to tip tank, right wing for compass pickup sense wire, repaired by Temple Electronics.
C/W cabin and cockpit fire ext. monthly check.
Removed pilots RMI BDI- 36 P/n 622-3702-012, Install same p/n, s/n 1213. Ops CK. OK. By Temple Elect.
Remove and replace #2 engine nacelle anti-ice valve connector p/n PTY 06CE8-3S, Ops CK. OK.
C/W Hydro. Test Emerg. Storage bottle p/n 36200071, s/n 07510A1 by Shoreline dba Safetech of Houston.
C/W Hydro. Test N2 storage bottle p/n 36200071, s/n 07511AA1 by Shoreline dba Safetech of Houston.
C/W S.B. 1124-55-020 R2 on 8-12-02 under AD 1989-12-08.
C/W S.L. WW2494 R3 Landing Gear on 8-12-02.


Dewey R. Smith
A&P 253660856

AIRCRAFT MAINTENANCE RECORD

A/C Reg'n: N83SG

A/C Model: 1124A Westwind

A/C Ser. No.: 368

Starflite Management Group
9000 Randolph St.
Houston, Texas, 77061

Westwind 1124 S/N 368 N83SG Total Times; 8005.5 Total Cycles; 5768 Nov.-08-02

C/W 330228, Charge emergency light battery.

C/W 150 Hr. engine Inspection both engines, Including engine pre-flight, starter-gen, brush wear/tension, splines insp, Soap sample taken, chip detector insp.

C/W # 260169, and #260180, visual inspection on cabin and cockpit portable fire ext.

C/W # 250156 Inspect life Preservers.

C/W # 250162 Inspect First Aid Kit.

Remove right nose wheel and tire, Aero-Lift replace wheel bearings and cones, wheel assy. P/N 9541874 s/n Oct. 79-942, Install tire s/n 10781248. Change tire on right main, NDT wheel p/n 5002805-2, S/N Mar 88-421 by Aero-Lift, Install new tire S/N 10061344.

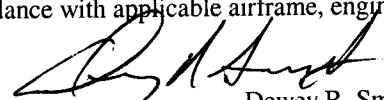
Replace nose gear down lock switch P/N 402EN1-12, swing gear and Ops. Check OK.

Install new power pack p/n AL5112 s/n 38438 in L/H up wash light in #1 position.

Removed ADF box, install O/H ADF p/n 622-2362-001 s/n 4626 by Temple Electronics

Removed L/H tire and wheel, Install new wheel from Aero-Lift P/n 5002806-2 s/n Jun ^{82-895 DIS} ~~89-337~~, Install new tire s/n 22950679. Install IAW 32-41-00 of Maint. Manual. Left hand brake damaged, repaired by Aero-Lift, replacing 2 rotating disc, and 2 stationary disc.

Replace left taxi light bulb p/n 4587. I certify that this aircraft has been inspected/repared in accordance with applicable airframe, engine maintenance manuals and has been found to be in an airworthy condition.



Dewey R. Smith
A&P 253660856

LOG BOOK ENTRY.

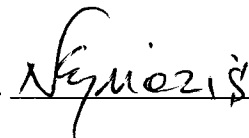
STAR FLITE MANAGEMENT 1124 Westwind S/N 368 N83SG

November 21, 2002 TAT: ~~7900.4~~ ^{8011.8} Landings: ~~5701~~ ⁵⁷⁷³ *DAS*

- Investigated Lost of Hydraulic Fluid, Found and tightened fitting on the R/H Hydraulic pump. Serviced hydraulic system and performed hydraulic functional test in accordance with M.M chapter 29-10-00,

All maintenance performed on this Aircraft was performed in accordance with current regulations of the Federal Aviation Administration and is approved for return to service with respect to the work performed in accordance with General Dynamics Aviation Services Instructions. For details, see **work order 151830** on file at this agency. Garrett Aviation Services CRS XB1R606K 17250 Chanute Road Houston, Texas 77032. 1 800-877-5411.

By: Nick Kyriazis



GARRETT AVIATION 

AIRCRAFT MAINTENANCE RECORD

A/C Reg'n: N83SG

A/C Model: 1124A Westwind

A/C Ser. No.: 368

DATE	A/C T.T.	A/C T.Ldgs.	DESCRIPTION
------	----------	-------------	-------------

Starflite Management Group
9000 Randolph St.
Houston, Tx. 77061


Airframe Westwind S/N368 N 83 SG

Total Time: 8074.2

Cycles 5811

Dec. 21. 02

C/W 210169 Visual inspection cockpit portable fire ext.
 C/W 210180 Visual inspection cabin portable fire ext.
 C/W 350148, and 350166, Change pilots oxygen mask, install new p/n MC10-13-02 s/n 5065.
 C/W 350158, and 350169, Change co-pilots oxygen mask, install new p/n MC-10-13-02 s/n 5176.
 Removed right main fuel pump p/n 2070C01T3 s/n T1222, Install O/H pump p/n 2070C01T3 s/n T5332, Ops ,and leak checked.
 C/W S.B. 1124-35-137, remove oxygen shut off valve, Install new valve kit #GAC 27550-3. Service system and leak check.
 C/W AD 2001-23-09 for #1Engine, N/A by P/N.
 C/W AD 2001-23-09 for #2 Engine, N/A by P/N.
 C/W S.B.972 B40U GSBA72-569 for #1 Engine C/W Nov. 13,1999.
 C/W S.B.972.B40U GSBA72-569,for #2 Engine,C/W Aug. 12, 02.


Dewey R. Smith
A&P 253660856

--	--	--	--

Starflite Management Group
9000 Randolph St.
Houston Tx. 77061

Westwind S/N 368 N83 SG

Total Times 8094.7 Total Cycles 5821

Jan. 15 2003

C/W 260180, visual inspect cabin portable extinguisher
 C/W 260181, visual inspect cockpit portable extinguisher
 Remove potty and repair connection @ connector, ops check operation OK.
 Repair cabin lights on right side, at light socket.


Dewey R. Smith
A&P 253660856

--	--	--	--

AIRCRAFT MAINTENANCE RECORD

A/C Reg'n: **N83SG**

A/C Model: **1124A Westwind**

A/C Ser. No.: **368**


Starflite Management Group
9000 Randolph
Houston, Tx. 77061

Westwind S/N 368 N83 SG

Total Times 8101.2 Total Cycles 5826

Feb. 07, 2003

C/W 050600U including 200/400/800 Hour inspection
 C/W 530200 Forward to AFT Pressure bulkhead- Fuselage inspection.
 C/W 530205 Inspect Forward to AFT main frame.
 C/W 714010, 715010, 741120 742120 742140 # 1 Engine Insp.
 C/W 344616 Inspect Emerg. power supply, by United batteries.
 C/W 341106, 341116, test pilots and co-pilots Altimeter Far. 91.411 by Texas Aircraft Instruments.
 C/W 346111, 346126 Test #1,2 ATC Transponders FAR. 91.413 by Texas Aircraft Instruments.
 C/W 340146, 340151 Leak check left and right static system by Texas Aircraft Instruments.
 C/W 343672 Calibrate #1 Air data computer FAR 91.411 by Texas Aircraft Instruments.
 C/W 260169, 260180 visual insp. Cabin and Cockpit portable fire ext.
 C/W 330228, Charge Emerg. Light battery, by United Batteries.
 C/W 230400 Clean- test cockpit voice recorder Beacon.
 C/W Deep cycle service on main ships batteries P/N 15580 s/n 081985, 38056 by United Batteries.
 C/W S.B. 1124-30-036 Part 2.
 Remove right fuel tip tank, repair broken line, was venting fuel. Leak check ok.
 Remove L/H aileron trim actuator p/n 1092AS100-1, s/n A1002M, Install O/H actuator P/N 1092AS100-1 S/N 1282
 Replace RH aileron servo tab push pull rod P/N BRE-4075
 Replace L/H thrust rev. piggy back solenoid p/n 4AS5310370-001, Ops check OK.
 Check Nose wheels for corrosion ,. Overhaul both wheels by Aero Lift, P/N 9541874 s/n Oct. 79-942 , Oct. 79-927.
 I certify that this aircraft has been inspected/ repaired in accordance with applicable airframe, engine maintenance manuals and has been found to be in an airworthy condition.


 Dewey R. Smith
 A&P 253660856

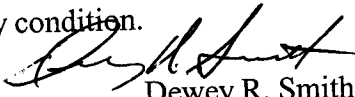

<p>The ATC Transponder test and inspection required by FAR 91.413 was performed this date and found to comply with FAR 43, Appendix F.</p> <p style="text-align: center;">ATC TRANSPONDERS</p> <p>#1 Make <u>Collins PINTDR90</u> S/N <u>18112</u> #2 Make <u> </u> P/N <u> </u> S/N <u>9608</u></p> <p>Details of this inspection are on file at this facility under W.O.# <u>212-11</u> Date <u>1-21-03</u></p> <p>INSPECTOR <u>[Signature]</u> A/C N# <u>83SG</u></p> <p>Texas Aircraft Instruments, Inc. Houston, Texas 77061 (713)644-1664 CRS HE2R869K</p>	<p>I certify that the altimeter and static system tests required by FAR 91.411 have been performed.</p> <p>The Altimeters have been tested to <u> </u> feet.</p> <p>Signature <u>[Signature]</u> Date <u>1-21-03</u> A/C N# <u>83SG</u></p> <p>Texas Aircraft Instruments Inc. FAA CRS HE2R869K</p>

AIRCRAFT MAINTENANCE RECORD

A/C Reg'n: N83SG

A/C Model: 1124A Westwind

A/C Ser. No.: 368

DATE	A/C T.T.	A/C T.Ldgs.	DESCRIPTION
			<p>Starflite Management Group 9000 Randolph St. Houston, Tx. 77061</p> <p>A/C Reg. N83SG 1124A S/N 368 Total Times. 8150.5 Total Cycles. 5865 March, 21, 2003</p> <p>C/W 150-300 Hr. insp. both engines. Including replacing filters. Soap samples taken both sides. C/W monthly cabin and cockpit portable fire ext. check. Replace leaking O ring on #2 brake assy. Leak check and refill system. I certify that this aircraft has been inspected/ repaired in accordance with all applicable engine, airframe maintenance manuals and has been found to be in an airworthy condition.</p> <div style="text-align: right;">  Dewey R. Smith A&P 253660856 </div>
			<p>Starflite Management Group 9000 Randolph St. Houston, Tx. 77061</p> <p>A/C Reg. N83SG 1124A S/N 368 Total Times. 8189.3 Total Cycles. 5892 April, 30, 2003</p> <p>Service gear blow down bottle to 1850 psi. Service O2 system. Removed damaged Rad. Alt. Antenna forward .p/n 622-4550-001 s/n 459 and Aft. P/n 622-4550-001 s/n 509, Install Ant. P/N 522-4255-001 s/n 1816 and Aft. S/n 1330. C/W Emerg. Light battery service. C/W Emerg. Gyro. Power supply battery. <i>Comply with monthly cabin + cockpit portable fire ext check</i></p> <div style="text-align: right;">  Dewey R. Smith A&P 253660856 </div>
			<p style="font-size: 2em; font-family: cursive;">See Log Book # 4</p>