




STARFLITE MANAGEMENT GROUP

Maintenance and Discrepancy Log

N 83 SG Month Dec. 04


Disc No	Date	Initials	Action	Category
1	12.06	DM	ON Order (here) - Replace valve with Replace Ref Valve. P/N 5404683-1	2.5
			Run Engine and check OK. DM	
			Sign  Cert 2534608704 Date 12.06.04	
TT:			Defer	Category
TC:			Sign	Cert Date
Disc No	Date	Initials	Action	Category
2	12.04	DM	Chw Lubric CASING Ret order Chw 4H+ R/H cable + CASING throttle Ret order 5-20-08 p. 201	10.0
			Sign  Cert 2534608704 Date 12-10-04	
TT:			Defer	Category
TC:			Sign	Cert Date
Disc No	Date	Initials	Action	Category
3	12.06	DM	Chw Functional Test. OK Chw EMERG. Hyd. Ind. System Fuse Func. Test.	3.0
			Sign  Cert 2534608704 Date 12.12.04	
TT:			Defer	Category
TC:			Sign	Cert Date

STARFLITE MANAGEMENT GROUP


MAINTENANCE AND DISCREPANCY LOG

N 83 SG Month Dec 04


Disc No	Date	Initials	Action
4	12-06	DES	Plus Brake Fuse AD. 98.06-10. ex
Clw AD.			due - 11-06-04
98.06-10 Brake Fuse			

AD 95-20-01			
P. 203-204		Sign	 Cert 2736608764 Date 12-12-04
TT:		Defer	Category
TC:		Sign	Cert Date

Disc No	Date	Initials	Action
5	12-06	DES	Clw portable Fire ext. vis + wtr ex 2.0
Clw portable Fire ext Bottle			Nov. & Dec OM
visual			
NN + Dec			

		Sign	 Cert 2736608764 Date 12-29-04

Disc No	Date	Initials	Action
6	12.06	DES	Clw AD 2004-08-16 by not report
Clw AD 2004-08-16 AT 150 Trnd			OM 5

		Sign	 Cert Date 12-29-04
TT:		Defer	Category
TC:		Sign	Cert Date

STARFLITE MANAGEMENT GROUP

MAINTENANCE AND DISCREPANCY LOG

N 8356 Month Dec. 07

Disc No	Date	Initials	Action	Sign	Cert	Date
7	12.04	DNS	CF DN			
Clw 200 hr.						
Airframe Insp.						
RTH Emb.						
<hr/>						
Dve 8699.7						
TT:			Defer	Category		
TC:			Sign	Cert	Date	
Disc No	Date	Initials	Action	Sign	Cert	Date
8	12.04	DN	Clw nacelle & pylon Insp. YH AND RTH			
Clw nacelle & pylon Insp.						
YH & RTH						
<hr/>						
Dve 8698.3						
TT:			Defer	Category		
TC:			Sign	Cert	Date	
Disc No	Date	Initials	Action	Sign	Cert	Date
9	12.06	DNS	CF DN			
Clw 150 hr.						
A/F Insp.						
<hr/>						
Dve 8699.7						
TT:			Defer	Category		
TC:			Sign	Cert	Date	

STARFLITE MANAGEMENT GROUP

Maintenance and Discrepancy Log

N 83 SG Month Dec 07

Disc No	Date	Initials	Action				
10	12/6	DAS					
				C/F			
C/w A Check,							
A/F Insp.							
				Sign	Cert	Date	
Dup. 8698.3							
TT:			Defer	Category			
TC:			Sign	Cert	Date		
Disc No	Date	Initials	Action				
11	12.6	DES	c/w w/s contractor insp. IAW MMM chapt. 30-40-00				2.000
C/w SB 1124-30-							2.000
036. Ws Heat							
Contractor Insp.							
				Sign	Cert	Date	
				Sean Lynch	AP2668256	Date 12-9-07	
TT:			Defer	Category			
TC:			Sign	Cert	Date		
Disc No	Date	Initials	Action				
12	12.06	DES.	C/w Service bulletin 1124-32-139 steering bracket.				3.000 4.000
C/w SB 1124-32-							
139 steering							
Bracket							
				Sign	Cert	Date	
				[Signature]	HP 555570206	Date 12-6-07	
TT:			Defer	Category			
TC:			Sign	Cert	Date		

Y

3.000
4.000

✓

STARFLITE MANAGEMENT GROUP

Maintenance and Discrepancy Log

N 83 SG Month Dec. of 04

Disc No	Date	Initials	Action	Sign	Cert	Date
13	12.4	DRS	C/W steering assy Insp. IAW MMM chart 32-50-08 no defects noted	<i>[Signature]</i>	ALP55570806	12-7-04
Inspect upper & lower steering brackets.						
TT:			Defer	Category		
TC:			Sign	Cert	Date	

3.0
4.0
4.0
✓

Disc No	Date	Initials	Action	Sign	Cert	Date
14	12.4	DRS	C/W 4H + RH Oxygen Mask: Regulators operation OK OK	<i>[Signature]</i>	2T366057414	12-17-04
Ops CK 4H/RH Oxygen Mask Regulators						2.0 OK
TT:			Defer	Category		
TC:			Sign	Cert	Date	

Disc No	Date	Initials	Action	Sign	Cert	Date
15	12.4	DRS	C/W by not installed	<i>[Signature]</i>	2T36608704	12.16.04
CHVAD- 2102-22-13 Cylinders FME units						
TT:			Defer	Category		
TC:			Sign	Cert	Date	

STARFLITE MANAGEMENT GROUP

Maintenance and Discrepancy Log

N 83 S G Month Dec. 04

Disc No	Date	Initials	Action	Sign	Cert	Date
76	12-6	DMS	CLW By Honeywell. Removal for Repair F.O.D.			
			Chw 800 Hr. Insp.			
			RIHENG.			
			Eng. Remove by Garrett (FOD)			
			Point. By Rep. NDT.			
			Defer			Category
			Sign			Date
			Defer			Category
			Sign			Date
Disc No	Date	Initials	Action	Sign	Cert	Date
17	12-13	LPB	REMOVED NOSE TIRES AND DELIVERED TO AERO-LIFT 12-13-2004 LPB			
			REMOVE NOSE TIRES & WHEELS FOR NDT AND TIRE REPLACEMENT			
			Defer			Category
			Sign			Date
			Defer			Category
			Sign			Date
Disc No	Date	Initials	Action	Sign	Cert	Date
18	12-13	LPB	REMOVED MAIN TIRE/WHEEL ASSY'S. AND DELIVERED TO AERO-LIFT 12-13-2004 LPB			
			REMOVE MAIN WHEEL ASSY. FOR NDT AND TIRE REPLACEMENT			
			Defer			Category
			Sign			Date
			Defer			Category
			Sign			Date

X
✓
✓
✓

2.0
40

Rogers N.D.T., Inc.

3418 Cypresswood Dr., Spring, TX 77388

Office 281-482-0228 Fax: 281-355-5615

E-mail: wwarren@clearsail.net

INSPECTION REPORT & LOGBOOK ATTACHMENT

CUST: STARFLITE AVIATION
9000 RANDOLPH
HOUSTON, TX 77061

DATE: 12/2/2004
WO: 3892
PO: 83SG-12-04
REG: N83SG
TYPE: 1124
SN: 368
TTA: 8676.8
LDGS: 6254

ATTN: Chief Inspector

LOCATION: HOU- HOBBY

Item Description:

AIRPLANE: WESTWIND 1124

Description of Work

PERFORM NDT ONLY I.A.W. THE FOLLOWING:


1) EDDY-CURRENT INSPECT MAIN & NOSE LANDING GEAR PIVOTS, SUPPORTS AND TRUNNIONS AFTER OFF-TAXI-WAY EXCURSION PER CUSTOMER REQUEST.

NOTE: INSPECTION PERFORMED IN-SITU AND NO OPEN UP OR OTHER PREPARATION WAS PERFORMED EXCEPT FOR LIGHT CLEANING OF GENERAL AREAS.

Results:

NO DISCONTINUITIES FOUND AT THE TIME OF THIS INSPECTION

FAA CRS XW1R627K


Wallace W. Warren
Chief Inspector

Rogers N.D.T., Inc.

3418 Cypresswood Dr., Spring, TX 77388
Office 281-482-0228 Fax: 281-355-5615
E-mail: wwarren@clearsail.net

3892

DATE: 12/2/04

BILLING INFORMATION	
INVOICE NO.	1538
DATE	<u>12/02/04</u>

WORK ORDER

CUST: STARFLITE AVIATION
9000 RANDOLPH
HOUSTON, TX 77061

83SG-12-04
P.O. NO.

REQ #

INSTRUCTIONS AIRPLANE: WESTWIND 1124					
PART NAME				MFG. IAI	
S/N 368	REG N83SG	TYPE 1124	P/N	TTA 8676.8	LDGS 6254

INSTRUCTIONS CONTINUED REMARKS


PERFORM NDT ONLY I.A.W. THE FOLLOWING:
1) EDDY-CURRENT INSPECT MAIN & NOSE LANDING GEAR PIVOTS, SUPPORTS AND TRUNNIONS AFTER OFF-TAXI-WAY EXCURSION PER CUSTOMER REQUEST.

NOTE: INSPECTION PERFORMED IN-SITU AND NO OPEN UP OR OTHER PREPARATION WAS PERFORMED EXCEPT FOR LIGHT CLEANING OF GENERAL AREAS.

DATE COMPLETED

12/03/04

- NO APPARENT DISCONTINUITIES WERE NOTED AT THE TIME OF INSPECTION
- INSP. REL.
- LOG ENTRY OR ATTACHMENT
- NO AIRWORTHINESS DETERMINATION MADE BY THIS INSPECTION
- INSP. REL. FOR MORE THAN ONE PART OF THE SAME S/N UNIT.
- SEE ATTACHED
- SEE REVERSE


Wallace W. Warren
Chief Inspector

FAA CRS XW1R627K

X1. Approving National Aviation Authority/Country: FAA/United States		2. AUTHORIZED RELEASE CERTIFICATE FAA Form 8130-3, AIRWORTHINESS APPROVAL TAG				3. Form Tracking Number: 405881	
4. Organization Name and Address: AERO-LIFT EQUIPMENT COMPANY 405 NEBRASKA SOUTH HOUSTON, TX 77587 FAA REPAIR STATION XV1R626K 713-947-2963					5. Work Order/Contract/Invoice Number: 405881		
6. Item:	7. Description:	8. Part Number:	9. Eligibility: *	10. Quantity:	11. Serial/Batch Number:	12. Status/Work:	
1	WESTWIND NOSE WHEEL	ASSY. 9541874	N/A	1	MAR 77-713	OVERHAULED	
13. Remarks: A GENERAL DESCRIPTION OF THE WORK PERFORMED IS ATTACHED AS THE TEARDOWN REPORT; UNDER THE PART DESCRIPTION LISTED IN BLOCKS 6, 7, 8, 10, AND 11 AS APPLICABLE. A COMPLETE DESCRIPTION OF WORK PERFORMED IS ON FILE AT THE ABOVE REFERENCED ORGANIZATION UNDER THE WORK ORDER AND SYSTEM TRACKING REFERENCE NUMBER INDICATED IN BLOCKS 3 AND 5. THE DESCRIBED WORK WAS PERFORMED IN ACCORDANCE WITH FEDERAL AVIATION ADMINISTRATION, PRODUCTION APPROVAL HOLDERS AND/OR THE MANUFACTURERS APPROVED TECHNICAL DATA/CMM. OVERHAULED IN ACCORDANCE WITH ABSC CMM 32-46-16, AP-507. (STARFLITE MANAGEMENT GROUP, INC.) OVERHAULED, INSTALLED C/F TIRE, PRESSURE TESTED AND BALANCED. C/F TIRE S/N: 42961159							
*NOTICE: An Airworthiness Directive may apply to the article(s) described hereon after the date of this form. The installer is responsible for ensuring complete compliance with any applicable Airworthiness Directives							
14. Certifies the items identified above were manufactured in conformity to: <input type="checkbox"/> Approved design data and are in a condition for safe operation. <input type="checkbox"/> Non-approved design data specified in Block 13.			19. <input checked="" type="checkbox"/> 14 CFR 43.9 Return to Service <input type="checkbox"/> Other regulation specified in Block 13 Certifies that unless otherwise specified in Block 13, the work identified in Block 12 and described in Block 13 was accomplished in accordance with Title 14, Code of Federal Regulations, part 43 and in respect to that work, the items are approved for return to service.				
15. Authorized Signature:		16. Approval/Authorization No.:	20. Authorized Signature: 		21. Approval/Certificate No.: XV1R626K		
17. Name (Typed or Printed):		18. Date (m/d/y):	22. Name (Typed or Printed): JACK ELLIOTT		23. Date (m/d/y): 12-16-2004		
User/Installer Responsibilities							
It is important to understand that the existence of this document alone does not automatically constitute authority to install the part/component/assembly. Where the user/installer performs work in accordance with the national regulations of an airworthiness authority different than the airworthiness authority of the country specified in Block 1, it is essential that the user/installer ensures that his/her airworthiness authority accepts parts/components/assemblies from the airworthiness authority of the country specified in Block 1. Statements in Blocks 14 and 19 do not constitute installation certification. In all cases, aircraft maintenance records must contain an installation certification issued in accordance with the national regulations by the user/installer before the aircraft may be flown.							

NOT INFLATED TO OPERATING PRESSURE

8356
44
NOSP

TEARDOWN REPORT

DATE: 12-16-04
DESCRIPTION: WESTWIND NOSE WHEEL
ASSEMBLY: 9541874
SERIAL NO: MAR 77-713

TIRE S/N: 42961159 C/F

THE ABOVE COMPONENT WAS OVERHAULED IN ACCORDANCE WITH THE MANUFACTURERS OVERHAUL MANUAL. WE PERFORMED THE FOLLOWING INSPECTIONS.

DISASSEMBLE, CLEAN, STRIP, VISUAL INSPECTION, EDDY CURRENT INSPECTION, FLUORESCENT PENETRANT INSPECTION, MAGNETIC PARTICLE INSPECTION, TREAT, PAINT, REASSEMBLE, PRESSURE TEST AND BALANCED.

PART: (New unless otherwise stated)

1	16X4.4-4PLY	GDY. TIRE PN: 164F43-2 C/F
1	13830-20629	CUP
2	13889-20629	CONE
1	RG5	GROMMET
1	MS28775-261	PACKING
1	C4	CORE
1	VC5	CAP
1	1 1/2 OZ.	WEIGHTS
1	1 OZ.	WEIGHTS

THE AIRCRAFT COMPONENT OR APPLIANCE IDENTIFIED ABOVE WAS REPAIRED AND INSPECTED IN ACCORDANCE WITH CURRENT MAINTENANCE RULES OF THE FEDERAL AVIATION REGULATIONS AND IS APPROVED FOR RETURN TO SERVICE. THE AIRCRAFT COMPONENT OR APPLIANCE IDENTIFIED ABOVE MUST BE STORED IN COMPLIANCE WITH MANUFACTURERS' SPECIFICATIONS.

**PERTINENT DETAILS OF THE REPAIR ARE ON FILE AT THE REPAIR STATION UNDER WORK ORDER NO. 405881

SIGNED: 

AERO-LIFT
405 NEBRASKA
SOUTH HOUSTON, TX 77587
FAA REPAIR STATION NO. XVIR626K

X1. Approving National Aviation Authority/Country: FAA/United States		2. AUTHORIZED RELEASE CERTIFICATE FAA Form 8130-3, AIRWORTHINESS APPROVAL TAG				3. Form Tracking Number: 405880	
4. Organization Name and Address: AERO-LIFT EQUIPMENT COMPANY 405 NEBRASKA SOUTH HOUSTON, TX 77587 FAA REPAIR STATION XV1R626K 713-947-2963					5. Work Order/Contract/Invoice Number: 405880		
6. Item:	7. Description:	8. Part Number:	9. Eligibility: *	10. Quantity:	11. Serial/Batch Number:	12. Status/Work:	
1	WESTWIND NOSE WHEEL	ASSY. 9541874	N/A	1	OCT 79-942	OVERHAULED	
<p>13. Remarks: A GENERAL DESCRIPTION OF THE WORK PERFORMED IS ATTACHED AS THE TEARDOWN REPORT; UNDER THE PART DESCRIPTION LISTED IN BLOCKS 6, 7, 8, 10, AND 11 AS APPLICABLE. A COMPLETE DESCRIPTION OF WORK PERFORMED IS ON FILE AT THE ABOVE REFERENCED ORGANIZATION UNDER THE WORK ORDER AND SYSTEM TRACKING REFERENCE NUMBER INDICATED IN BLOCKS 3 AND 5. THE DESCRIBED WORK WAS PERFORMED IN ACCORDANCE WITH FEDERAL AVIATION ADMINISTRATION, PRODUCTION APPROVAL HOLDERS AND/OR THE MANUFACTURERS APPROVED TECHNICAL DATA/CMM. OVERHAULED IN ACCORDANCE WITH ABSC CMM 32-46-16, AP-507. (STARFLITE MANAGEMENT GROUP, INC.) OVERHAULED, INSTALLED C/F TIRE, PRESSURE TESTED AND BALANCED. C/F TIRE S/N: 42961118</p> <p><small>*NOTICE: An Airworthiness Directive may apply to the article(s) described hereon after the date of this form. The installer is responsible for ensuring complete compliance with any applicable Airworthiness Directives</small></p>							
14. Certifies the items identified above were manufactured in conformity to:			19. <input checked="" type="checkbox"/> 14 CFR 43.9 Return to Service <input type="checkbox"/> Other regulation specified in Block 13				
<input type="checkbox"/> Approved design data and are in a condition for safe operation. <input type="checkbox"/> Non-approved design data specified in Block 13.			Certifies that unless otherwise specified in Block 13, the work identified in Block 12 and described in Block 13 was accomplished in accordance with Title 14, Code of Federal Regulations, part 43 and in respect to that work, the items are approved for return to service.				
15. Authorized Signature:		16. Approval/Authorization No.:	20. Authorized Signature:		21. Approval/Certificate No.:		
					XV1R626K		
17. Name (Typed or Printed):		18. Date (m/d/y):	22. Name (Typed or Printed):		23. Date (m/d/y):		
			JACK ELLIOTT		12-16-2004		
User/Installer Responsibilities							
<p>It is important to understand that the existence of this document alone does not automatically constitute authority to install the part/component/assembly.</p> <p>Where the user/installer performs work in accordance with the national regulations of an airworthiness authority different than the airworthiness authority of the country specified in Block 1, it is essential that the user/installer ensures that his/her airworthiness authority accepts parts/components/assemblies from the airworthiness authority of the country specified in Block 1.</p> <p>Statements in Blocks 14 and 19 do not constitute installation certification. In all cases, aircraft maintenance records must contain an installation certification issued in accordance with the national regulations by the user/installer before the aircraft may be flown.</p>							

NOT INFLATED TO OPERATING PRESSURE

8356 NOSP R/H

TEARDOWN REPORT

DATE: 12-16-04
DESCRIPTION: WESTWIND NOSE WHEEL
ASSEMBLY: 8541874
SERIAL NO: OCT 79-942

TIRE S/N: 42961118 C/F

THE ABOVE COMPONENT WAS OVERHAULED IN ACCORDANCE WITH THE MANUFACTURERS OVERHAUL MANUAL. WE PERFORMED THE FOLLOWING INSPECTIONS.

DISASSEMBLE, CLEAN, STRIP, VISUAL INSPECTION, EDDY CURRENT INSPECTION, FLUORESCENT PENETRANT INSPECTION, MAGNETIC PARTICLE INSPECTION, TREAT, PAINT, REASSEMBLE, PRESSURE TEST AND BALANCED.

PART: (New unless otherwise stated)

1	16X4.4-4PLY	GDY. TIRE PN: 164F43-2 C/F
1	13830-20629	CUP
2	13889-20629	CONE
1	RG5	GROMMET
1	MS28775-261	PACKING
1	C4	CORE
1	VC5	CAP
2	1/2 OZ.	WEIGHTS

THE AIRCRAFT COMPONENT OR APPLIANCE IDENTIFIED ABOVE WAS REPAIRED AND INSPECTED IN ACCORDANCE WITH CURRENT MAINTENANCE RULES OF THE FEDERAL AVIATION REGULATIONS AND IS APPROVED FOR RETURN TO SERVICE. THE AIRCRAFT COMPONENT OR APPLIANCE IDENTIFIED ABOVE MUST BE STORED IN COMPLIANCE WITH MANUFACTURERS' SPECIFICATIONS.

**PERTINENT DETAILS OF THE REPAIR ARE ON FILE AT THE REPAIR STATION UNDER WORK ORDER NO. 405880

SIGNED: 

AERO-LIFT
405 NEBRASKA
SOUTH HOUSTON, TX 77587
FAA REPAIR STATION NO. XVIR626K

NOT INFLATED TO
OPERATING PRESSURE

X1. Approving National Aviation Authority/Country: FAA/United States		2. AUTHORIZED RELEASE CERTIFICATE FAA Form 8130-3, AIRWORTHINESS APPROVAL TAG					3. Form Tracking Number: 405878	
4. Organization Name and Address: AERO-LIFT EQUIPMENT COMPANY 405 NEBRASKA SOUTH HOUSTON, TX 77587 FAA REPAIR STATION XV1R626K 713-947-2963						5. Work Order/Contract/Invoice Number: 405878		
6. Item:	7. Description:	8. Part Number:	9. Eligibility: *	10. Quantity:	11. Serial/Batch Number:	12. Status/Work:		
1	WESTWIND MAIN WHEEL	ASSY. 5002806-2	N/A	1	JUN 02-895	OVERHAULED		
13. Remarks: A GENERAL DESCRIPTION OF THE WORK PERFORMED IS ATTACHED AS THE TEARDOWN REPORT; UNDER THE PART DESCRIPTION LISTED IN BLOCKS 6, 7, 8, 10, AND 11 AS APPLICABLE. A COMPLETE DESCRIPTION OF WORK PERFORMED IS ON FILE AT THE ABOVE REFERENCED ORGANIZATION UNDER THE WORK ORDER AND SYSTEM TRACKING REFERENCE NUMBER INDICATED IN BLOCKS 3 AND 5. THE DESCRIBED WORK WAS PERFORMED IN ACCORDANCE WITH FEDERAL AVIATION ADMINISTRATION, PRODUCTION APPROVAL HOLDERS AND/OR THE MANUFACTURERS APPROVED TECHNICAL DATA/CMM. OVERHAULED IN ACCORDANCE WITH ABSC CMM 32-40-37, AP-446. OVERHAULED, INSTALLED NEW TIRE AND PRESSURE TESTED. <div style="text-align: right; margin-top: 5px;"> (STARFLITE MANAGEMENT GROUP, INC.) TIRE S/N: 41560920 </div>								
<small>*NOTICE: An Airworthiness Directive may apply to the article(s) described hereon after the date of this form. The installer is responsible for ensuring complete compliance with any applicable Airworthiness Directives</small>								
14. Certifies the items identified above were manufactured in conformity to: <input type="checkbox"/> Approved design data and are in a condition for safe operation. <input type="checkbox"/> Non-approved design data specified in Block 13.				19. X 14 CFR 43.9 Return to Service <input type="checkbox"/> Other regulation specified in Block 13 Certifies that unless otherwise specified in Block 13, the work identified in Block 12 and described in Block 13 was accomplished in accordance with Title 14, Code of Federal Regulations, part 43 and in respect to that work, the items are approved for return to service.				
15. Authorized Signature:		16. Approval/Authorization No.:		20. Authorized Signature:		21. Approval/Certificate No.:		
						XV1R626K		
17. Name (Typed or Printed):		18. Date (m/d/y):		22. Name (Typed or Printed):		23. Date (m/d/y):		
				JACK ELLIOTT		12-16-2004		
User/Installer Responsibilities								
<p>It is important to understand that the existence of this document alone does not automatically constitute authority to install the part/component/assembly.</p> <p>Where the user/installer performs work in accordance with the national regulations of an airworthiness authority different than the airworthiness authority of the country specified in Block 1, it is essential that the user/installer ensures that his/her airworthiness authority accepts parts/components/assemblies from the airworthiness authority of the country specified in Block 1.</p> <p>Statements in Blocks 14 and 19 do not constitute installation certification. In all cases, aircraft maintenance records must contain an installation certification issued in accordance with the national regulations by the user/installer before the aircraft may be flown.</p>								

TEARDOWN REPORT

DATE: 12-03-04
DESCRIPTION: WESTWIND MAIN WHEEL
ASSEMBLY: 5002806-2
SERIAL NO: JUN 02-895

TIRE S/N: 41560920 C/F

THE ABOVE COMPONENT WAS OVERHAULED IN ACCORDANCE WITH THE MANUFACTURERS OVERHAUL MANUAL. WE PERFORMED THE FOLLOWING INSPECTIONS.

DISASSEMBLE, CLEAN, STRIP, VISUAL INSPECTION, EDDY CURRENT INSPECTION, FLUORESCENT PENETRANT INSPECTION, MAGNETIC PARTICLE INSPECTION, CORROSION CONTROL WORK, REPAIRED RIVETS ON DRIVE KEY AREA, TREAT, PAINT, REASSEMBLE, AND PRESSURE TEST.

PART: (New unless otherwise stated)

1	B24X9.5-10.5-18PLY	GDY. TIRE PN: 249K83-3 C/F
2	L305610-20629	CUPS
1	5006678	PACKING
3	9524796	PACKING
1	RG30	PACKING
2	L305649-20629	CONES
1	C4	CORE
1	VC5	CAP

THE AIRCRAFT COMPONENT OR APPLIANCE IDENTIFIED ABOVE WAS REPAIRED AND INSPECTED IN ACCORDANCE WITH CURRENT MAINTENANCE RULES OF THE FEDERAL AVIATION REGULATIONS AND IS APPROVED FOR RETURN TO SERVICE. THE AIRCRAFT COMPONENT OR APPLIANCE IDENTIFIED ABOVE MUST BE STORED IN COMPLIANCE WITH MANUFACTURERS' SPECIFICATIONS.

**PERTINENT DETAILS OF THE REPAIR ARE ON FILE AT THE REPAIR STATION UNDER WORK ORDER NO. 405878

SIGNED: 

AERO-LIFT
405 NEBRASKA
SOUTH HOUSTON, TX 77587
FAA REPAIR STATION NO. XVIR626K

NOT INFLATED TO OPERATING PRESSURE

X1. Approving National Aviation Authority/Country: FAA/United States		2. AUTHORIZED RELEASE CERTIFICATE FAA Form 8130-3, AIRWORTHINESS APPROVAL TAG					3. Form Tracking Number: 405879	
4. Organization Name and Address: AERO-LIFT EQUIPMENT COMPANY 405 NEBRASKA SOUTH HOUSTON, TX 77587 FAA REPAIR STATION XV1R626K 713-947-2963						5. Work Order/Contract/Invoice Number: 405879		
6. Item:	7. Description:	8. Part Number:	9. Eligibility: *	10. Quantity:	11. Serial/Batch Number:	12. Status/Work:		
1	WESTWIND MAIN WHEEL	ASSY. 5002806-2	N/A	1	MAR 88-421	OVERHAULED		
13. Remarks: A GENERAL DESCRIPTION OF THE WORK PERFORMED IS ATTACHED AS THE TEARDOWN REPORT; UNDER THE PART DESCRIPTION LISTED IN BLOCKS 6, 7, 8, 10, AND 11 AS APPLICABLE. A COMPLETE DESCRIPTION OF WORK PERFORMED IS ON FILE AT THE ABOVE REFERENCED ORGANIZATION UNDER THE WORK ORDER AND SYSTEM TRACKING REFERENCE NUMBER INDICATED IN BLOCKS 3 AND 5. THE DESCRIBED WORK WAS PERFORMED IN ACCORDANCE WITH FEDERAL AVIATION ADMINISTRATION, PRODUCTION APPROVAL HOLDERS AND/OR THE MANUFACTURERS APPROVED TECHNICAL DATA/CMM. OVERHAULED IN ACCORDANCE WITH ABSC CMM 32-40-37, AP-446. (STARFLITE MANAGEMENT GROUP, INC.) OVERHAULED, CORROSION CONTROL WORK AND REPAIRED THE DRIVE KEY RIVETS, INSTALLED NEW TIRE AND PRESSURE TESTED. TIRE S/N: 41560914								
<small>*NOTICE: An Airworthiness Directive may apply to the article(s) described hereon after the date of this form. The installer is responsible for ensuring complete compliance with any applicable Airworthiness Directives</small>								
14. Certifies the items identified above were manufactured in conformity to: <input type="checkbox"/> Approved design data and are in a condition for safe operation. <input type="checkbox"/> Non-approved design data specified in Block 13.				19. X 14 CFR 43.9 Return to Service <input type="checkbox"/> Other regulation specified in Block 13 Certifies that unless otherwise specified in Block 13, the work identified in Block 12 and described in Block 13 was accomplished in accordance with Title 14, Code of Federal Regulations, part 43 and in respect to that work, the items are approved for return to service.				
15. Authorized Signature:		16. Approval/Authorization No.:		20. Authorized Signature: 		21. Approval/Certificate No.: XV1R626K		
17. Name (Typed or Printed):		18. Date (m/d/y):		22. Name (Typed or Printed): JACK ELLIOTT		23. Date (m/d/y): 12-16-2004		
User/Installer Responsibilities								
<p>It is important to understand that the existence of this document alone does not automatically constitute authority to install the part/component/assembly.</p> <p>Where the user/installer performs work in accordance with the national regulations of an airworthiness authority different than the airworthiness authority of the country specified in Block 1, it is essential that the user/installer ensures that his/her airworthiness authority accepts parts/components/assemblies from the airworthiness authority of the country specified in Block 1.</p> <p>Statements in Blocks 14 and 19 do not constitute installation certification. In all cases, aircraft maintenance records must contain an installation certification issued in accordance with the national regulations by the user/installer before the aircraft may be flown.</p>								

TEARDOWN REPORT

DATE: 12-03-04
DESCRIPTION: WESTWIND MAIN WHEEL
ASSEMBLY: 5002806-2
SERIAL NO: MAR 88-421

TIRE S/N: 41560914 C/F

THE ABOVE COMPONENT WAS OVERHAULED IN ACCORDANCE WITH THE MANUFACTURERS OVERHAUL MANUAL. WE PERFORMED THE FOLLOWING INSPECTIONS.

DISASSEMBLE, CLEAN, STRIP, VISUAL INSPECTION, EDDY CURRENT INSPECTION, FLUORESCENT PENETRANT INSPECTION, MAGNETIC PARTICLE INSPECTION, CORROSION CONTROL WORK, REPAIRED RIVETS ON DRIVE KEY AREA, TREAT, PAINT, REASSEMBLE, AND PRESSURE TEST.

PART: (New unless otherwise stated)

1	B24X9.5-10.5-18PLY	GDY. TIRE PN: 249K83-3 C/F
2	L305649-20629	CONE
1	5006678	PACKING
3	9524796	PACKING
1	RG30	PACKING
2	L305649-20629	CONE
6	MS20427-4C13	RIVETS
1	5001970	SEAL
1	C4	CORE
1	VC5	CAP

THE AIRCRAFT COMPONENT OR APPLIANCE IDENTIFIED ABOVE WAS REPAIRED AND INSPECTED IN ACCORDANCE WITH CURRENT MAINTENANCE RULES OF THE FEDERAL AVIATION REGULATIONS AND IS APPROVED FOR RETURN TO SERVICE. THE AIRCRAFT COMPONENT OR APPLIANCE IDENTIFIED ABOVE MUST BE STORED IN COMPLIANCE WITH MANUFACTURERS' SPECIFICATIONS.

**PERTINENT DETAILS OF THE REPAIR ARE ON FILE AT THE REPAIR STATION UNDER WORK ORDER NO. 405879

SIGNED: 

AERO-LIFT
405 NEBRASKA
SOUTH HOUSTON, TX 77587
FAA REPAIR STATION NO. XVIR626K

STARFLITE MANAGEMENT GROUP

Maintenance and Discrepancy Log

N 8356 Month DEC.

Disc No	Date	Initials	Action
19	12-06	DB	C/W Removal for Inspection by AERO-LIFT.
			Remove L/H and R/H brakes for safety insp.
			See Disc # 37 for installation. DB.

TT:		Defer	Category
TC:		Sign	Cert Date
Disc No	Date	Initials	Action
20	12-10	WB	ASSIST GARRETT ON ENGINE PERFORMANCE RUNS AFTER ENGINE CHANGE - REMOVE R/H ENG S/N P 77488 FOR FOD
			By Garrett Installation S/N P. 77341 - All Performance Runs Normal

TT:		Defer	Category
TC:		Sign	Cert Date
Disc No	Date	Initials	Action
21	12-17	WB	C/W PRE-FLIGHT CHECK, SERVICES L&R ENGINE OILS, HYDRAULIC FLUIDS, PRE-FLIGHT L&R MAIN TIRES AND STRUTS, NOSE TIRES AND STRUTS, OXYGEN, AND REPLACED LH RED NAV LIGHT.

TT:		Defer	Category
TC:		Sign	Cert Date

2. FSL

5.9/3

WB 3.0

24

X1. Approving National Aviation Authority/Country: FAA/United States		2. AUTHORIZED RELEASE CERTIFICATE FAA Form 8130-3, AIRWORTHINESS APPROVAL TAG				3. Form Tracking Number: 218153	
4. Organization Name and Address: AERO-LIFT EQUIPMENT COMPANY 405 NEBRASKA SOUTH HOUSTON, TX 77587 FAA REPAIR STATION XV1R626K 713-947-2963					5. Work Order/Contract/Invoice Number: 218153		
6. Item:	7. Description:	8. Part Number:	9. Eligibility: *	10. Quantity:	11. Serial/Batch Number:	12. Status/Work:	
1	WESTWIND BRAKE	ASSY. 5002805-3	N/A	1	R4321 / R4321	OVERHAULED	
13. Remarks: A GENERAL DESCRIPTION OF THE WORK PERFORMED IS ATTACHED AS THE TEARDOWN REPORT; UNDER THE PART DESCRIPTION LISTED IN BLOCKS 6, 7, 8, 10, AND 11 AS APPLICABLE. A COMPLETE DESCRIPTION OF WORK PERFORMED IS ON FILE AT THE ABOVE REFERENCED ORGANIZATION UNDER THE WORK ORDER AND SYSTEM TRACKING REFERENCE NUMBER INDICATED IN BLOCKS 3 AND 5. THE DESCRIBED WORK WAS PERFORMED IN ACCORDANCE WITH FEDERAL AVIATION ADMINISTRATION, PRODUCTION APPROVAL HOLDERS AND/OR THE MANUFACTURERS APPROVED TECHNICAL DATA/CMM. OVERHAULED IN ACCORDANCE WITH ABSC CMM 32-43-30. OVERHAULED AND PRESSURE TESTED. (STARFLITE MANAGEMENT GROUP)							
*NOTICE: An Airworthiness Directive may apply to the article(s) described hereon after the date of this form. The installer is responsible for ensuring complete compliance with any applicable Airworthiness Directives							
14. Certifies the items identified above were manufactured in conformity to: <input type="checkbox"/> Approved design data and are in a condition for safe operation. <input type="checkbox"/> Non-approved design data specified in Block 13.				19. <input checked="" type="checkbox"/> 14 CFR 43.9 Return to Service <input type="checkbox"/> Other regulation specified in Block 13 Certifies that unless otherwise specified in Block 13, the work identified in Block 12 and described in Block 13 was accomplished in accordance with Title 14, Code of Federal Regulations, part 43 and in respect to that work, the items are approved for return to service.			
15. Authorized Signature:		16. Approval/Authorization No.:		20. Authorized Signature: 		21. Approval/Certificate No.: XV1R626K	
17. Name (Typed or Printed):		18. Date (m/d/y):		22. Name (Typed or Printed): JACK ELLIOTT		23. Date (m/d/y): 12-27-2004	
User/Installer Responsibilities							
It is important to understand that the existence of this document alone does not automatically constitute authority to install the part/component/assembly. Where the user/installer performs work in accordance with the national regulations of an airworthiness authority different than the airworthiness authority of the country specified in Block 1, it is essential that the user/installer ensures that his/her airworthiness authority accepts parts/components/assemblies from the airworthiness authority of the country specified in Block 1. Statements in Blocks 14 and 19 do not constitute installation certification. In all cases, aircraft maintenance records must contain an installation certification issued in accordance with the national regulations by the user/installer before the aircraft may be flown.							

TEARDOWN REPORT

DATE: 11-19-04
DESCRIPTION: WESTWIND BRAKE
ASSEMBLY: 5002805-3
SERIAL NO: R4321 / R4321

TIRE S/N: N/A

THE ABOVE COMPONENT WAS OVERHAULED IN ACCORDANCE WITH THE MANUFACTURERS OVERHAUL MANUAL. WE PERFORMED THE FOLLOWING INSPECTIONS.

DISASSEMBLE, CLEAN, STRIP, VISUAL INSPECTION, EDDY CURRENT INSPECTION, FLUORESCENT PENETRANT INSPECTION, MAGNETIC PARTICLE INSPECTION, TREAT, PAINT, REASSEMBLE, AND PRESSURE TEST.

PART: (New unless otherwise stated)

6	9535682	PACKINGS
6	5003260	BACKUPS
5	5004034	STATORS
2	5004020	WEAR PADS
20	5002857	WEAR PADS
50	GY18B8	RIVETS
6	511846-4	WASHERS
4	9510672	PACKINGS
6	MS35266-59	SCREWS
6	5003340	ROTORS
1	5003259	PISTON

THE AIRCRAFT COMPONENT OR APPLIANCE IDENTIFIED ABOVE WAS REPAIRED AND INSPECTED IN ACCORDANCE WITH CURRENT MAINTENANCE RULES OF THE FEDERAL AVIATION REGULATIONS AND IS APPROVED FOR RETURN TO SERVICE. THE AIRCRAFT COMPONENT OR APPLIANCE IDENTIFIED ABOVE MUST BE STORED IN COMPLIANCE WITH MANUFACTURERS' SPECIFICATIONS.

**PERTINENT DETAILS OF THE REPAIR ARE ON FILE AT THE REPAIR STATION UNDER WORK ORDER NO. 218153

SIGNED: 

AERO-LIFT
405 NEBRASKA
SOUTH HOUSTON, TX 77587
FAA REPAIR STATION NO. XVIR626K

83

R/C

X1. Approving National Aviation Authority/Country: FAA/United States		2. AUTHORIZED RELEASE CERTIFICATE FAA Form 8130-3, AIRWORTHINESS APPROVAL TAG					3. Form Tracking Number: 218154	
4. Organization Name and Address: AERO-LIFT EQUIPMENT COMPANY 405 NEBRASKA SOUTH HOUSTON, TX 77587 FAA REPAIR STATION XV1R626K 713-947-2963						5. Work Order/Contract/Invoice Number: 218154		
6. Item:	7. Description:	8. Part Number:	9. Eligibility: *	10. Quantity:	11. Serial/Batch Number:	12. Status/Work:		
1	WESTWIND BRAKE	ASSY. 5002805-3	N/A	1	MAY 82-270	OVERHAULED		
13. Remarks: A GENERAL DESCRIPTION OF THE WORK PERFORMED IS ATTACHED AS THE TEARDOWN REPORT; UNDER THE PART DESCRIPTION LISTED IN BLOCKS 6, 7, 8, 10, AND 11 AS APPLICABLE. A COMPLETE DESCRIPTION OF WORK PERFORMED IS ON FILE AT THE ABOVE REFERENCED ORGANIZATION UNDER THE WORK ORDER AND SYSTEM TRACKING REFERENCE NUMBER INDICATED IN BLOCKS 3 AND 5. THE DESCRIBED WORK WAS PERFORMED IN ACCORDANCE WITH FEDERAL AVIATION ADMINISTRATION, PRODUCTION APPROVAL HOLDERS AND/OR THE MANUFACTURERS APPROVED TECHNICAL DATA/CMM. OVERHAULED IN ACCORDANCE WITH ABSC CMM 32-43-30. (STARFLITE MANAGEMENT GROUP) OVERHAULED AND PRESSURE TESTED.								
<small>*NOTICE: An Airworthiness Directive may apply to the article(s) described hereon after the date of this form. The installer is responsible for ensuring complete compliance with any applicable Airworthiness Directives</small>								
14. Certifies the items identified above were manufactured in conformity to: <input type="checkbox"/> Approved design data and are in a condition for safe operation. <input type="checkbox"/> Non-approved design data specified in Block 13.				19. X 14 CFR 43.9 Return to Service <input type="checkbox"/> Other regulation specified in Block 13 Certifies that unless otherwise specified in Block 13, the work identified in Block 12 and described in Block 13 was accomplished in accordance with Title 14, Code of Federal Regulations, part 43 and in respect to that work, the items are approved for return to service.				
15. Authorized Signature:		16. Approval/Authorization No.:		20. Authorized Signature:		21. Approval/Certificate No.:		
						XV1R626K		
17. Name (Typed or Printed):		18. Date (m/d/y):		22. Name (Typed or Printed):		23. Date (m/d/y):		
				JACK ELLIOTT		12-27-2004		
User/Installer Responsibilities								
<p>It is important to understand that the existence of this document alone does not automatically constitute authority to install the part/component/assembly.</p> <p>Where the user/installer performs work in accordance with the national regulations of an airworthiness authority different than the airworthiness authority of the country specified in Block 1, it is essential that the user/installer ensures that his/her airworthiness authority accepts parts/components/assemblies from the airworthiness authority of the country specified in Block 1.</p> <p>Statements in Blocks 14 and 19 do not constitute installation certification. In all cases, aircraft maintenance records must contain an installation certification issued in accordance with the national regulations by the user/installer before the aircraft may be flown.</p>								

TEARDOWN REPORT

DATE: 11-19-04
DESCRIPTION: WESTWIND BRAKE
ASSEMBLY: 5002805-3
SERIAL NO: MAY 82-270

TIRE S/N: N/A

THE ABOVE COMPONENT WAS OVERHAULED IN ACCORDANCE WITH THE MANUFACTURERS OVERHAUL MANUAL. WE PERFORMED THE FOLLOWING INSPECTIONS.

DISASSEMBLE, CLEAN, STRIP, VISUAL INSPECTION, EDDY CURRENT INSPECTION, FLUORESCENT PENETRANT INSPECTION, MAGNETIC PARTICLE INSPECTION, TREAT, PAINT, REASSEMBLE, AND PRESSURE TEST.

PART: (New unless otherwise stated)

6	9535682	PACKINGS
6	5003260	BACKUPS
5	5004034	STATORS
2	5004020	WEAR PADS
20	5002857	WEAR PADS
50	GY18B8	RIVETS
6	511846-4	WASHERS
4	9510672	PACKINGS
6	MS35266-59	SCREWS
6	5003340	ROTORS
1	5003259	PISTON

THE AIRCRAFT COMPONENT OR APPLIANCE IDENTIFIED ABOVE WAS REPAIRED AND INSPECTED IN ACCORDANCE WITH CURRENT MAINTENANCE RULES OF THE FEDERAL AVIATION REGULATIONS AND IS APPROVED FOR RETURN TO SERVICE. THE AIRCRAFT COMPONENT OR APPLIANCE IDENTIFIED ABOVE MUST BE STORED IN COMPLIANCE WITH MANUFACTURERS' SPECIFICATIONS.

**PERTINENT DETAILS OF THE REPAIR ARE ON FILE AT THE REPAIR STATION UNDER WORK ORDER NO. 218154

SIGNED: 

AERO-LIFT
405 NEBRASKA
SOUTH HOUSTON, TX 77587
FAA REPAIR STATION NO. XVIR626K

STARFLITE MANAGEMENT GROUP

Maintenance and Discrepancy Log

N 83 SG Month DEC 04

Disc No	Date	Initials	Action	Sign	Cert	Date
22	12-20	st	installed RH main PN 5002806-2 SN MAR 88-421			
			installed LH main PN 5002806-2 SN JUN 02-895			
			install engine wheels			
			Sign Sean Lynch	Cert AP2668256	Date 12-20-04	
TT:			Defer	Category		
TC:			Sign	Cert	Date	
Disc No	Date	Initials	Action	Sign	Cert	Date
23	12-20	st	installed nose wheels LH PN 9541874 SN MAR 77-713			
			installed RH PN 9541874 SN OCT 79-942			
			install nose wheels			
			Sign Sean Lynch	Cert AP2668256	Date 12-20-04	
TT:			Defer	Category		
TC:			Sign	Cert	Date	
Disc No	Date	Initials	Action	Sign	Cert	Date
24			removed & reinstalled O ₂ bottle after repair sheet metal was repaired			
			remove O ₂ bottle for sheet metal guys			
			Sign Sean Lynch	Cert AP2668256	Date 12-17-04	
TT:			Defer	Category		
TC:			Sign	Cert	Date	

30sc

2.0sc

5.0sc

STARFLITE MANAGEMENT GROUP

Maintenance and Discrepancy Log

N 8356 Month Dec. 04

Disc No	Date	Initials	Action
25	12-20		Fueled actt.
			Fuel actt

1.0sc

Sign Sean Lynch Cert AP2668256 Date 12-20-04

TT: Defer Category
 TC: Sign Cert Date

Disc No	Date	Initials	Action
26	12-21	DK	Checked + Trouble shot by Triple Operates correct ON Ground Test
			Auto pilot will not follow. Flight Director.

RB
1.0
4

Sign [Signature] Cert 2536608107 Date 12-21-04

TT: Defer Category
 TC: Sign Cert Date

Disc No	Date	Initials	Action
27	12-21	DK	Checked + trouble shot by Triple. Operate on checks
			Flight Director Intermittant + will not ARM BL ON A BACK COVERSE

Sign [Signature] Cert 2536608107 Date 12-21-04

TT: Defer Category
 TC: Sign Cert Date

STARFLITE MANAGEMENT GROUP

N83SG Maintenance and Discrepancy Log

Month Dec. 04

Disc No	Date	Initials	Action
28	12-21	DM	REPLACED ANNUNCIATOR SOCKET AND 8 BULBS
			Speed Brake ANNUNCIATOR
			Inop. (Bulb OK)
			OP CK 600D

3.0

Sign Samy P. Baner Cert 2718002 AD Date 12-21-04

TT:	Defer	Category
TC:	Sign	Cert Date

Disc No	Date	Initials	Action
29	12-21	UPB	REMOVED AND DISSASSEMBLED
			REPLACED WORN BOLT REASSEMBLED
			AND RE REINSTALLED, OP CK 600D
			CO-PICOTS
			ARM REST IS LOOSE

1.0
UPB

Sign Samy P. Baner Cert 2718002 AD Date 12-21-04

TT:	Defer	Category
TC:	Sign	Cert Date

Disc No	Date	Initials	Action
30	12-21	UPB	CLEANED DRAIN HOLES AND
			DRIED WATER
			DOOR STEP
			HOLDING WATER

1.0

Sign Samy P. Baner Cert 2718002 AD Date 12-21-04

TT:	Defer	Category
TC:	Sign	Cert Date

STARFLITE MANAGEMENT GROUP

N83SG Maintenance and Discrepancy Log

Month DEC 04

Disc No	Date	Initials	Action	
31	12-21	LPS	ASSIST TEMPLE ELECTRONICS. REMOVED VANITY FOR ACCESS TO ASSIST AVIONICS AUTO PILOT COMPUTER. REINSTALLED TECH. VANITY	1.0

Sign Larry P. Dantz Cert 2718002 AD Date 12-21-04

TT: Defer Category
TC: Sign Cert Date

Disc No	Date	Initials	Action	
32	12-24	LPS	INSTALL NEW VELCRO, AROUND SURROUND L/H WINDOW SURROUND LOOSE	0.5

Sign Larry P. Dantz Cert 2718002 AD Date 12-21-04

TT: Defer Category
TC: Sign Cert Date

Disc No	Date	Initials	Action	
33	12-24	LPS	REMOVED LOANER BATTERY AND INSTALLED SERVICED BATTERY EMERGENCY LIGHTING BATTERY NEED REPLACE) P/N 38451-004 SIN NONE OP CK GOOD	0.5

Sign Larry P. Dantz Cert 2718002 AD Date 12-21-04

TT: Defer Category
TC: Sign Cert Date

STARFLITE MANAGEMENT GROUP

N83SG Maintenance and Discrepancy Log

Month DEC 04

Disc No	Date	Initials	Action	Sign	Cert	Date
34	12-21	LPB	REATTACHED WOOD STRIP			
			WOOD STRIP IN LAV. LOOSE			
			Sign <i>Larry J. Banitt</i>	Cert 2718002 ADP	Date 12-21-04	
TT:			Defer	Category		
TC:			Sign	Cert	Date	
Disc No	Date	Initials	Action	Sign	Cert	Date
35	12-21	LPB	TROUBLE SHOOT FOUND WEATHER SEAL DAMAGED DUE TO OFR RUNWAY CO-PILOTS WIND EXCURSION, REMOVED WINDSHIELD SHIELD LEAKS RETAINER CLEANED AREA APPLIED NEW SEALANT (INSTALLED) RETAINER SEALED) EXTERIOR. IAW 56-10-01 AMM			
			SEE ILM #12	Sign <i>Larry J. Banitt</i>	Cert 2718002 ADP	Date 12-30-04
TT:			Defer	Category		
TC:			Sign	Cert	Date	
Disc No	Date	Initials	Action	Sign	Cert	Date
36	12-30	LPB	REMOVED COM 2 FOR REPAIR BY TEMPLE PIN 622-1334-002 SIN 4589 COM 2 IS AND INSTALLED LOANER COM WEAK PIN 622-1879-001 SIN 34			
			Sign <i>Larry J. Banitt</i>	Cert 2718002 ADP	Date 12-30-04	
TT:			Defer	Category		
TC:			Sign	Cert	Date	

0.5

LPB
29.5

LPB
0.5

STARFLITE MANAGEMENT GROUP

N83SG Maintenance and Discrepancy Log

Month DEC 04

Disc No	Date	Initials	Action
37	12-30	SP	removed LH brake assy PN 5002805-3 SN 5U181-107 RH assy PN 5002805-3 SN 5U182-358. Installed replace brakes LH brake assy PN 5002805-3 SN 4321 RH assy SN 5002805-3 PN MAY82-270 all work done IAW MMM chapt- 32-43-01 pg 401
			Sign <u>Sea-Lyn</u> Cert AP2668258 Date 12-16-04
TT:			Defer Category
TC:			Sign Cert Date
Disc No	Date	Initials	Action
38	12-30	LPB	INSTALLED NEW CONNECTOR AND RE ATTACHED WIRE MAIN BAGGAGE DOOR HAS A BROKEN WIRE
			Sign <u>Larry P. Barwick</u> Cert 2718002 ADP Date 12-30-04
TT:			Defer Category
TC:			Sign Cert Date
Disc No	Date	Initials	Action
39	12-31	LPB	REMOVED FLIGHT GUIDANCE COMPUTER PIN 662-5224-005 SIN 5128 FLIGHT GUIDANCE AND INSTALLED FLIGHT GUIDANCE COMPUTER COMPUTER PIN 662-5224-005 BAD SIN 4796. Removed SN 4796 & reinstalled SN 5128 Ernie Shady
			Sign <u>Larry P. Barwick</u> Cert 2718002 ADP Date 12-31-04
TT:			Defer Category
TC:			Sign Cert Date

0.5

1.5
LPB

1.0
sc

STARFLITE MANAGEMENT GROUP

N83SG Maintenance and Discrepancy Log

Month DEC 04

Disc No	Date	Initials	Action	Sign	Cert	Date
40	12-31	LPB	C/W WITH LEFT AND RIGHT MAIN BRAKE BLEEDING			
			BLEED LEFT AND RIGHT BRAKES			
				Sign <u>Larry P. Danville</u>	Cert 2718002 ADP	Date 12-31-04
TT:			Defer	Category		
TC:			Sign	Cert	Date	
Disc No	Date	Initials	Action	Sign	Cert	Date
41	12-31	LPB	REMOVED PAPER AND TAPE LEFT BY PAINTERS			
			REMOVE PAPER LEFT ON AIR CRAFT BY PAINTER			
				Sign <u>Larry P. Danville</u>	Cert 2718002 ADP	Date 12-31-04
TT:			Defer	Category		
TC:			Sign	Cert	Date	
Disc No	Date	Initials	Action	Sign	Cert	Date
42	12-30	DM	Remove skin & Repair by Flight Vehicle of Aviator - install nose			
			Repair R/H FRONT LOWER SKIN Day parts & Oxygen tank - inspect			
				Sign <u>Sean Lynch</u>	Cert AP2868256	Date 12-30-04
TT:			Defer	Category		
TC:			Sign	Cert	Date	

2.0

2.0

Fly with the Best

UNITED BATTERIES AND ACCESSORIES, INC.

7762 Braniff

Houston, TX 77061

Phone: 713-991-9111 Fax: 713-991-9117

F.A.A. C.R.S. No. U9BR618Y

FORM #9016

N8356
12-21-04

SERVICEABLE PART

Customer STAR FLITE		Make MARATHON 20-S113
Nomenclature	Part No. 38451-004	Serial No. NONE

Work Accomplished

Overhauled Bench Checked Repaired

Other (Explain) _____

MAINTENANCE RELEASE

THE AIRCRAFT AND / OR COMPONENT IDENTIFIED ABOVE WAS INSPECTED IN ACCORDANCE WITH CURRENT REGULATIONS OF THE FEDERAL AVIATION ADMINISTRATION AND IS APPROVED FOR RETURN TO SERVICE. PERTINENT DETAILS ARE ON FILE AT THIS REPAIR STATION.

UNDER WORK ORDER NO. 7801

Signed [Signature] Date 10-21-04

UNITED BATTERIES AND ACCESSORIES, INC.
CRS #U9BR618Y 7762 BRANIFF HOUSTON, TX 77061
TEL: 713 991-9111 FAX: 713 991-9117
E-MAIL: unitedbatteries@aol.com
FORM #9007

NiCad Battery Pack Work Order # 7801

Customer Starflite Date Received 10/19/04 Customer PO# N83SG
Battery Pack/Cell/
Power Supply Mfg. Duncan Aviation Mfg. Type 20-S113 Mfg. Part No. 38451-004

Serial No. N/A

Pre-Service Hidden Damage Inspection

General Condition PER MANUFACTURERS SPEC
Receiving Voltage: Terminals 24.77 Battery Pack#1 24.77 ½ Pack _____
Battery Pack #2 _____
Outer Case PMS Circuit Board NA Cells/Cell Cases PMS Hot Spots NONE
Receptacle Assy. NA 5 Amp Fuse NA 10 Amp Fuse NA

In-Service Hidden Damage Inspection

Capacity Tests, Step 1 through 3

1st							FAILED CAPACITY @ 37 MINS	DEEP CYCLED
End of Discharge Voltage <u>19.99V</u>								
2nd							FAILED CAPACITY @ 39 MINS	RE-CELED UNIT
End of Discharge Voltage <u>19.99V</u>								
3rd								
End of Discharge Voltage _____								

FINAL CHARGE

4th		60.60		60.60		60.60		PER CELL AVG									
End of Charge Terminal Voltage <u>32.1</u>																	

Functional Test _____
Replaced 20 1.2V SUB 'C' CELLS WITH 20 NEW SAFT VRE Cs 1800 CELLS
Remarks NEW CELLS WARRANTEED FROM 10/21/2004
UNTIL 10/21/2005

WARRANTY: 12 Months from date of return to service if serviced a minimum of every 6 months.

Work Accomplished By Milan Hida per CMM RS-95138-9 0588
Inspected By [Signature] Completion Date 10-21-04

Inspector Recommendations _____

The aircraft component, appliance or accessory was inspected in accordance with the current requirements of the Federal Aviation Administration and is approved for return to service.
Pertinent details are on file at this repair station.
Authorized Inspection Signature [Signature]
Date of Final Inspection for Return to Service 10-21-04 Maintenance Release Issued YES or NO YES

Fly with the Best

UNITED BATTERIES AND ACCESSORIES, INC.

7762 Braniff

Houston, TX 77061

Phone: 713-991-9111 • Fax: 713-991-9117

F.A.A. C.R.S. No. U9BR618Y

FORM #9016

8356 ✓

SERVICEABLE PART

Customer STAR FLITE		Make PS-823 BIT
Nomenclature	Part No. 501-1075-06	Serial No. 1310

Work Accomplished

Overhauled

Bench Checked

Repaired

Other (Explain) _____

MAINTENANCE RELEASE

THE AIRCRAFT AND / OR COMPONENT IDENTIFIED ABOVE WAS INSPECTED IN ACCORDANCE WITH CURRENT REGULATIONS OF THE FEDERAL AVIATION ADMINISTRATION AND IS APPROVED FOR RETURN TO SERVICE. PERTINENT DETAILS ARE ON FILE AT THIS REPAIR STATION.

UNDER WORK ORDER NO. **7802**

Signed **[Signature]**

Date **10-21-04**

UNITED BATTERIES AND ACCESSORIES, INC.
 CRS #U9BR618Y 7762 BRANIFF HOUSTON, TX 77061
 TEL: 713 991-9111 FAX: 713 991-9117
 E-MAIL: unitedbatteries@aol.com
 FORM #9007

NiCad Battery Pack Work Order # 7802

Customer Starflite Date Received 10/19/04 Customer PO# N83SG
 Battery Pack/Cell/
 Power Supply Mfg. Jet Mfg. Type PS-823 BT Mfg. Part No. 501-1075-06

Serial No. 1310

Pre-Service Hidden Damage Inspection

General Condition PER MANUFACTURERS SPEC
 Receiving Voltage: Terminals 25.68 Battery Pack#1 25.51 1/2 Pack _____
 Battery Pack #2 25.70
 Outer Case PMS Circuit Board PMS Cells/Cell Cases PMS Hot Spots NONE
 Receptacle Assy. PMS 5 Amp Fuse _____ 10 Amp Fuse _____

In-Service Hidden Damage Inspection

Capacity Tests, Step 1 through 3

1st	.12	.12	.12	.12	.12	→	PER CELL AVG	-	UNBALANCED CELLS	DEEP CYCLED
End of Discharge Voltage <u>23.58</u>										
2nd	.17	.17	.17	.17	.17	→	PER CELL AVG			
End of Discharge Voltage <u>23.42</u>										
3rd										
End of Discharge Voltage _____										

FINAL CHARGE

4th	.57	.57	.57	.57	.57	→	PER CELL AVG			
End of Charge Terminal Voltage <u>31.4</u>										

Functional Test _____
 Replaced _____
 Remarks _____

WARRANTY: _____ Months from date of return to service if serviced a minimum of every 6 months.

Work Accomplished By Milan Reda per CMM TP 202

Inspected By [Signature] Completion Date 10-21-04

Inspector Recommendations _____

The aircraft component, appliance or accessory was inspected in accordance with the current requirements of the Federal Aviation Administration and is approved for return to service.
 Pertinent details are on file at this repair station.

Authorized Inspection Signature [Signature]
 Date of Final Inspection for Return to Service 10-21-04 Maintenance Release Issued YES or NO

STARFLITE MANAGEMENT GROUP

N83SG Maintenance and Discrepancy Log

Month Dec 04

Disc No	Date	Initials	Action	Tech	Time
43	12-30	DLB	Re paint Flap, Gear Door Lower Section O/R/C & Nose. & Radome		
			Have all necessary ARA Re painted		

Sign _____ Cert _____ Date _____

TT: _____ Defer _____ Category _____

TC: _____ Sign _____ Cert _____ Date _____

Disc No	Date	Initials	Action	Tech	Time

Sign _____ Cert _____ Date _____

TT: _____ Defer _____ Category _____

TC: _____ Sign _____ Cert _____ Date _____

Disc No	Date	Initials	Action	Tech	Time

Sign _____ Cert _____ Date _____

TT: _____ Defer _____ Category _____

TC: _____ Sign _____ Cert _____ Date _____

STARFLITE MANAGEMENT GROUP

Maintenance and Discrepancy Log

N 83 SG Month NOV. 04

Disc No	Date	Initials	Action	
1	11-2		Fueled acft. at SFeast 601 gals	1.5
			Fuel acft.	

Sign *[Signature]* Cert AP2668256 Date 11-2-04

TT: Defer Category
TC: Sign Cert Date

Disc No	Date	Initials	Action	
2	11-2		removed volt/Ammeter P/N 8DW53BAC252 + installed meter P/N 8DW53AC252	1.5 SL
			RH volt/amp meter full of H ₂ O & inop	

Sign *[Signature]* Cert AP2668256 Date ~~11-2-04~~

TT: 8674-8 Defer Category
TC: 62M Sign Cert Date

Disc No	Date	Initials	Action	
3	11/5	DK	Removed Refrigeration Bypass Valve P/N 540468-3-1 S/P 40-2282	
			Removed Refrigeration Bypass Valve to be installed in 36SF Emerg Valve position	
			C/P to Dec.	

Sign *[Signature]* Cert AP512668275 Date 11/5/04

Defer Category
TC: Sign Cert Date

UNITED BATTERIES AND ACCESSORIES, INC.
 CRS #U9BR618Y 7762 BRANIFF HOUSTON, TX 77061
 TEL: 713 991-9111 FAX: 713 991-9117
 E-MAIL: unitedbatteries@aol.com

FORM #9007

NiCad Battery Pack Work Order # 7801

Customer Starflite Date Received 10/19/04 Customer PO# N83SG
 Battery Pack/Cell/
 Power Supply Mfg. Marathon Mfg. Type 20-S113 Mfg. Part No. 38451-004
 Serial No. N/A

Pre-Service Hidden Damage Inspection

General Condition See mfr spec's
 Receiving Voltage: Terminals 24.77 Battery Pack#1 _____ 1/2 Pack _____
 Battery Pack #2 _____
 Outer Case PMS Circuit Board NA Cells/Cell Cases NR Hot Spots yes
 Receptacle Assy. PMS 5 Amp Fuse NA 10 Amp Fuse NA

In-Service Hidden Damage Inspection

Capacity Tests, Step 1 through 3

1st					<u>Failed Cap in 37 min. Deep Cycled</u>					
2nd					<u>Failed Cap in 38 min Deep Cycled</u>					
3rd										

FINAL CHARGE

4th	<u>1.60</u>	<u>1.60</u>	<u>1.60</u>	<u>1.60</u>	<u>1.60</u>			<u>Volts per cell Avg</u>					
-----	-------------	-------------	-------------	-------------	-------------	--	--	---------------------------	--	--	--	--	--

End of Charge Terminal Voltage 32.0
 Functional Test _____
 Replaced 20 cells with New cells
 Remarks _____




WARRANTY: 12 Months from date of return to service if serviced a minimum of every 6 months.
 Work Accomplished By [Signature] per CMM R5-95138-9-c
 Inspected By [Signature] Completion Date 10-21-04

Inspector Recommendations _____
 The aircraft component, appliance or accessory was inspected in accordance with the current requirements of the Federal Aviation Administration and is approved for return to service.
 Pertinent details are on file at this repair station.
 Authorized Inspection Signature [Signature]
 Date of Final Inspection for Return to Service 10-21-04 Maintenance Release Issued **YES** or **NO**

STARFLITE MANAGEMENT GROUP

Maintenance and Discrepancy Log

N 83 SG Month NOV 04

Disc No	Date	Initials	Action
4	11-2	DAI	Plw Fire Bottle Check
			Plw monthly
			cabw & cockpit
			Fire Bottle
			Check
Sign			 Cert 2136608804 Date 11-2-04
TT: 8676.8			Defer Category
TC: 6254			Sign Cert Date
Disc No	Date	Initials	Action
5	11-4	DAI	Towed to Romeo East Hangar for Insp.
			C/F:
			Check ALC
			CONSULT with Nictand 1124 Technical
			for off Remm/Rep. for correct procedure. to inspect
			Rolls
Sign			 Cert 2136608804 Date 11-4-04
TT:			Defer Category
TC:			Sign Cert Date
Disc No	Date	Initials	Action
6	11-4	DAI	Rammed R/H flap & gear door.
			nose gear door & Rodoms for Repair
			CR For
			Flap & gear doors Repaired by Flight
			Damaged parts
			Vehicles of Aviator Installed Repaired Flap,
			Gear doors & nose gear door.
			Rolls Sent for Repair
Sign			 Cert A1P555520806 Date 12-30-04
			Defer Category
TC:			Sign Cert Date

STARFLITE MANAGEMENT GROUP

Maintenance and Discrepancy Log

N 8356 Month Oct 04

Disc No	Date	Initials	Action
10	10/18	DS	CLW inspection. no problem found.
			CLW AD. 98.20.35
			Horiz stab- Jack screw.

			Sign <i>[Signature]</i> Cert 273668724 Date 10-18
TT:			Defer Category
TC:			Sign Cert Date
Disc No	Date	Initials	Action
11	10-18	DS	CLW by not installed
			CLW AD.
			2004-16-14
			Shels TEAS
			Computers

			Sign <i>[Signature]</i> Cert 273668724 Date 10-18
TT:			Defer Category
TC:			Sign Cert Date
Disc No	Date	Initials	Action
12	10-25	SD	removed table For repair by Shoreline SD (1.0)
			remove RH table For repair
			Entered TV ERROR
			WRONG ACFT




			Sign Cert Date
TT:			Defer Category
TC:			Sign Cert Date

4.6
5.0
0.5

STARFLITE MANAGEMENT GROUP

Maintenance and Discrepancy Log

N 8356 Month Oct 04

Disc No	Date	Initials	Action
7	10.18	DAS	C/w monthly Fire Bottle Visual
			C/w monthly cabin cockpit Fire Bottles Visual
			Sign  Cert <u>AVB12664275</u> Date <u>10/18/04</u>
TT:			Defer Category
TC:			Sign Cert Date
Disc No	Date	Initials	Action
8	10.18	DAS	Removed Emerg Power Supply Model PS-823 B/T P/N 501-1075-06 S/N 1310 & Installed
			Inspect EMERG. Lower P/N 501-1075-02 S/N 4935 Cyro Battery 501-1075-05
			Sign  Cert <u>AV7512664275</u> Date <u>10/18/04</u>
TT:			Defer Category
TC:			Sign Cert Date
Disc No	Date	Initials	Action
9	10.15	OAS	Removed Emergency light battery P/N 38451-004 Model 205113 & Installed lower
			Inspect EMERG Lighting Battery P/N 38451-004 S/N/A. drill out screws.
			Sign  Cert <u>AV7512664275</u> Date <u>10/18/04</u>
TT:			Defer Category
TC:			Sign Cert Date

1.5
JH

1.0
JH

1.0
JH
2.0

STARFLITE MANAGEMENT GROUP

Maintenance and Discrepancy Log

N 8356 Month October

Disc No	Date	Initials	Action
4	10.7	OAS	Reglued wood + Align drawer
			piece of wood Broke-off Batt. Forward in Isle
			Sign <i>[Signature]</i> Cert <u>HAP 512664275</u> Date <u>10/18/04</u>
TT:	Defer		Category
TC:	Sign	Cert	Date
Disc No	Date	Initials	Action
5	10.7	OAS	checked tire pressures & tires had installed new R/V main tire pressure level A/C. steers normal at this time.
			noise wheel steering. Tarmac. pulls hard Right at Time.
			Sign <i>[Signature]</i> Cert <u>253660764</u> Date <u>10.8.04</u>
TT:	Defer		Category
TC:	Sign	Cert	Date
Disc No	Date	Initials	Action
5	10/11	DNA	CONNECTOR REPLACED BY GARRETT AVIATION SERVICES - OAS CHECKED LEFT ENGINE GOOD COMPUTER TRIPS ENDED IN ERROR. SQUAWK ON N21ST AND WILL NOT RESET.
			Sign <i>[Signature]</i> Cert <u>45481968 HAP</u> Date <u>10/11/04</u>
			Defer
TC:	Sign	Cert	Date

5
2.0

552
4.0
0.5

STARFLITE MANAGEMENT GROUP

MAINTENANCE AND DISCREPANCY LOG

N 8356 Month Oct 04

Disc No	Date	Initials	Action
1	10.7	04	C/W pre-post flight inspection
			C/W pre-FLIGHT
			SL

		Sign	Cert #15557-0806 Date 10-7-04
TT:		Defer	Category
TC:		Sign	Cert Date
Disc No	Date	Initials	Action
2	10.7	DAS	found malfunction on R/H main bleed switching valve, part is on order
			Removed valve p/n 3213894-4-1 s/n P-402C and installed overhauled valve p/n 3213894-4-1 s/n P234.
			max O:FF. 5.0
			Cabin checked for operation Flow
			ops ck. normal

		Sign	Cert #155570806 Date 10-7-04
TT:		Defer	Category
TC:		Sign	Cert Date
Disc No	Date	Initials	Action
3	10.7	OR	found locking pin off track, reinstalled
			Left Forward out seat and safetied. - Repaired handle
			out of Tracks

		Sign	Cert #155570806 Date 10-7-04
TT:		Defer	Category
TC:		Sign	Cert Date

7.5
4.0
1.5

3.0
4.0
3.0
8.0
4.0
2.0
2.0

1.0
2.0

1. App. Reg. National Aviation Authority/Country: FAA/UNITED STATES	2. AUTHORIZED REPAIR BASE CERTIFICATE FAA Form 8130-3, AIRWORTHINESS APPROVAL TAG	3. Form Tracking Number: 20765
--	---	-----------------------------------

4. Organization Name and Address: TEXAS PNEUMATIC SYSTEMS, INC. 2404 SUPERIOR DRIVE, ARLINGTON, TEXAS 76013, FAX 817/795-3474, 817/794-0068	Repair Station# T4XR853J	5. Work Order/Contract/Invoice Number: 40372 / 008258-00
---	---------------------------------	--


6. Item:	7. Description:	8. Part Number:	9. Eligibility:*	10. Quantity:	11. Serial/Batch Number:	12. Status/Work:
1	VALVE	3213894-4-1	N/A	1	P-234	OVERHAULED

13. Remarks: Description of the work performed is attached as form 100 for the article listed in blocks 6, 7, 8, 10 and 11 as applicable. All documents included and referenced are on file at the above referenced organization under the work order and system tracking reference number indicated in blocks 3 and 5.

Notice: An airworthiness directive may apply to the article(s) described hereon. The installer is responsible for ensuring complete compliance with any applicable airworthiness directives.

Maintenance, preventive maintenance and/or Alterations have been performed with reference to: Manual 36-13-21, dated Nov 4,1996, Rev# 2.

14. Certifies the items identified above were manufactured in conformity to: <input type="checkbox"/> Approved design data and are in condition for safe operation. <input type="checkbox"/> Non-approved design data specified in Block 13.	19. <input checked="" type="checkbox"/> 14 CFR 43.9 Return to Service <input type="checkbox"/> Other regulation specified in Block 13 Certifies that unless otherwise specified in Block 13, the work identified in Block 12 and described in Block 13 was accomplished in accordance with Title 14, Code of Federal Regulations, part 43 and in respect to that work, the items are approved for return to service.
--	---

15. Authorized Signature:	16. Approval/Authorization No.:	20. Authorized Signature: 	21. Approval/Certificate No.: T4XR853J
17. Name (Typed or Printed)	18. Date (m/d/y):	22. Name: (Typed or Printed) TL DRAKE	23. Date (m/d/y): May 7,2004

User/Installer Responsibilities

It is important to understand that the existence of this Document alone does not automatically constitute authority to install the part/component/assembly. Where the user/installer performs work in accordance with the national regulations of an Airworthiness Authority different than the Airworthiness Authority of the country specified in block 1, it is essential that the user/installer ensures that his/her Airworthiness Authority accepts parts/components/assemblies from the Airworthiness Authority of the country specified in block 1.

Statements in block 14 and 19 do not constitute installation certification. In all cases aircraft maintenance records must contain an installation certification issued in accordance with national regulations by the user/installer before the aircraft may be flown.

WORK ORDER FORM 100

TEXAS PNEUMATIC SYSTEMS, INC.

2404 SUPERIOR DRIVE
ARLINGTON, TEXAS 76013

X 817/795-3474

/794-0068

FAA CRS No: T4XR853J

WORK ORDER: 40372-04

Customer: AERPNE / AERO PNEUDRAULICS, INC.

Dept#: VA

Location:

Cust RO#: 008258-00

Step: COMPLETE

Warranty Code: 00 / 0

Work Req: FUNCTIONAL

Goodthru AD#:

P/N: 3213894-4-1 / VALVE

S/N: P-234

Mfg: HONWE HONEYWELL

Manual#: 0802 RevDate: Nov 4, 1996 Rev#: 2

Reason/Rm:

UNKNOWN

Date Reqr: Mar 10, 2004 Date Estmtd: May 6, 2004

RECEIVING: DATE: Feb 5, 2004 INSPECTED BY: EMMITT BRACEY
NO VISIBLE DAMAGE. UNIT RECEIVED MISS I.D PLATE PLEASE I.D
P/N AND S/N FROM PAPER WORK UNIT MISSING ID PLATE
INCOMING P/N 3213894-4-1, S/N P234

PRE TEST : DATE: Feb 9, 2004 TESTED BY: SCOTT DEVENDER
UNIT FAILED PRETEST. FLOW MIXING POPPET, EXTERNAL AND CHECK VALVE
LEAKAGE IS TO HIGH

HIDDEN DAMAGE:

N/A

TEARDOWN FINDINGS:

01. 100% KIT REQUIRED
02. BALL VALVE SEAT NICKED
03. MISC. HARDWARE REQUIRED
04. SENSING PROBE FILTER CLOGGED.

TECHNICIAN: CHRIS KIDWELL

DATE: Feb 16, 2004

FINAL INSPECTION BEFORE ASSEMBLY: DATE: Mar 24, 2004 INSPECTED BY: CHRIS KIDWELL

CORRECTIVE ACTION:

01. REPLACED 100% KIT.
02. REPLACED BALL VALVE SEAT.
03. REPLACED MISC. HARDWARE.
04. REPLACED PROBE.

TECHNICIAN: CHRIS KIDWELL

DATE: Mar 25, 2004

MODIFICATION/SERVICE BULLETINS:

N/A

Test Data Used: 36-13-21 REV.2 11/4/96

Test Technician: RICK FISK

DATE: May 6, 2004

Final Inspection:

DATE:

ADDITIONAL COMMENTS:

OUTGOING P/N 3213844-4-1, S/N P-234

AERO PNEUDRAULICS, INC

25930 BELLE PORTE AVENUE
 HARBOR CITY, CA 90710
 Phone: (310)891-0300
 FAX: (310)891-1248

Work Order	
DATE RECEIVED	WORK ORDER NO.
10/31/2003	20310-088
DATE COMPLETED	CUSTOMER ORD NO.
05/13/2004	005710

FAA # O5PR282Y

ARINC:

THIRTY DAYS

B W3225
 I **WORTHINGTON AVIATION**
 L PO BOX 21717
 L 2995 LONE OAK CIRCLE, SUITE 10
 T EAGAN MN 55121
 O

S W3225
 H WORTHINGTON AVIATION
 I PO BOX 21717
 P 2995 LONE OAK CIRCLE, SUITE 10
 T EAGAN MN 55121
 O

Action Requested	Unit Number	Description	Serial Number
WARRANTY REPAIR	3213894-4-1	VALVE, REGULATING	P-234
Aircraft Number	Customer Part No.	Manual No.	
		36-13-21	
Aircraft Position	Last Repair Station	T S O	Manual Date/Loc
	20207-022		11/04/1996
REASON FOR REMOVAL		SPECIAL INSTRUCTIONS	
CALIBRATE.			

Service Performed **Detailed Service Report**

Incoming Inspection:
 NO EXTERNAL DEFECTS NOTED.

Shop Evaluation:
 SENT TO TEXAS PNEUMATICS FOR OVERHAUL.

Work Accomplished:
 UNIT WAS OVERHAULED BY TEXAS PNEUMATIC.

----- Service Performed ----- OH OVERHAULED	----- Warranty ----- <input checked="" type="checkbox"/> Accepted <input type="checkbox"/> Denied <input type="checkbox"/> N/A	Removal Reason Confirmed <input type="checkbox"/> Yes <input type="checkbox"/> No <input checked="" type="checkbox"/> N/A
TECHNICIAN	INSPECTOR	8130 REFERENCE
GARY FURLONG	GARY FURLONG	



Worthington Aviation Parts, Inc.

P.O. BOX 21717
 2995 LONE OAK CIRCLE, SUITE 10
 EAGAN, MN 55121, USA
 Ph: (651) 994-1600 Fx: (651) 393-3310
 Web: www.worthingtonav.com
 Email: service@worthingtonav.com

Packing Slip

SO #: 19949 Original
 Date Printed: 10/7/2004
 Time: 5:09:37 PM
 # of Items: 2
 Page: 1

To:
 STARFLITE AVIATION
 9000 RANDOLPH
 HOUSTON, TX 77061
 USA
 ATTN: DAVID

Ship To:
 STARFLITE AVIATION
 9000 RANDOLPH
 HOUSTON, TX 77061
 USA

Date Open: 10/7/2004 Ship Via: FED X P1 Customer PO#: N83SG
 Customer #: STARFLITE Ship Via Acc: 25354007-9 Buyer: DEWEY R. SMITH

Item	Part Number/Description	Delivery	To Ship	BackOrd	CD
1	3213894-4-1 VALVE, BLEED Serial #: P-234 Customer Reference: N83SG [Exchange Information] Core Due:11/6/2004 Core Charge:\$0.00 Core Credit:\$0.00 Core PN:3213894-4-1 Core SN:	10/7/2004	1	EA 0	OH
2	21-4001 KIT BLEED SWITCH VALVE INSTALL Customer Reference: N83SG	10/7/2004	1	EA 0	NE

THANK YOU FOR THE ORDER

enesbitt@worthingtonav.com

Authorized Signature:

Thank you for your business. Please
 visit us online at
 www.worthingtonav.com

Value Added Customer Service

SOLD
 WORTHINGTON AVIAT PARTS
 2995 LONE OAK CIRCLE
 SUITE 10
 EAGAN MN USA
 55121

FROM
 GULFSTREAM-APPLETON
 W6355 ATLANTIS DRIVE
 APPLETON WI USA
 54914-9190
 PHONE: 920-735-7000
 FAX: 920-735-7108

SHIP TO
 WORTHINGTON AVIAT PARTS
 2995 LONE OAK CIRCLE
 SUITE 10
 EAGAN MN USA
 55121

GAC REP: BUCHKO, STACEY
 CARRIER: FEDEX STANDARD OVERNIGHT
 CARRIER ACCT: 2377-0471-1
 FRT TERMS: COLLECT-CUSTOMER ACCOUNT
 FOB POINT: Shipping Point
 WAYBILL: 674897445580
 SHIP DATE: 08/12/04 FRT CHR: .00

CONTACT: BARB PHONE: 651-994-1600/877-833-2942
 HAZARDOUS: N CUSTOMER PO NO.: 11178

Line	Ordered Qty	Shipped Qty	Back Ordered	UM	Part Number	Description
0001	1	1	0	EA	883789-1	INDICATOR, FLAP POSITION

*Batch or S/N: 82120149
 Customer PO: 11178
 Condition: Repaired
 Sales Type: Outright Basis
 MSDS: N

Line	Ordered Qty	Shipped Qty	Back Ordered	UM	Part Number	Description
0004	10	10	0	EA	783619-3	GASKET

Customer PO: 11178
 Condition: New
 Sale Type: Outright Basis
 MSDS: N

Notes:

PLEASE REMEMBER TO CALL US TOLL FREE AT 1-866-271-GDAS (4327) FOR ALL YOUR CORPORATE AIRCRAFT PARTS REQUIREMENTS. WE ARE AVAILABLE 24 HOURS A DAY/7 DAYS A WEEK/52 WEEKS A YEAR.

 RADOME TO RUDDER SPARES SUPPORT SPECIALIZING IN CHALLENGER, FALCON, HAWKER, GULFSTREAM, AND WESTWIND AIRCRAFT.

 ROTABLES AND CONSUMABLES FOR ALL YOUR AIRFRAME, AVIONICS, ENGINE, AND APU REQUIREMENTS.

 GROUND SUPPORT EQUIPMENT, SHOP SUPPLIES, INTERIOR COMPLETION ITEMS, AND CUSTOMER PROPERTY REPAIR.

CERTIFICATION OF CONFORMANCE

GDAS03PF

Seller hereby certifies or has on file its supplier's certification, that the part and/or components identified on this shipper meet the conditions of this sales order. Seller further certifies, or has on file its supplier certification, that these were determined to be in conformance with applicable specifications and are considered to be in compliance. Where the production parts and components set forth hereon will be shipped outside the United States, Seller or Seller's manufacturer or supplier certifies that such parts and components comply with production requirements.

BY: [Signature] Sales Order Number _____ I acknowledge that I have received the above parts and/or services in good condition.
 Authorized Signature

RECEIVED BY: _____
 SHIPPED BY: _____ CUSTOMER'S ORDER IS ACCEPTED IN ACCORDANCE WITH THE PROVISIONS SET FORTH HEREIN AND ON THE REVERSE SIDE.



Delivery)te



Bombardier Aerospace
 Wichita DC: Learjet Programs
 7761 W. Kellogg, Dock 3
 Wichita Kansas 67277-7707 USA
 1-888-222-1428 (Domestic)

Ship to	NONSTDSHIP Worthington Aviation Parts 2995 Lone Oak Circle, Suite 10 eagan MN 55121			Sold to	316 GULFSTREAM-APPLETON ATTN: TERENCE AVENDT-ACCTS. PAYABLE 7440 AVIATION PLACE DALLAS TX 75235		
	Delivery Priority	Critical	A/C no.		Terms	Net 30 days	Customer number
Delivery Number	80584233		Purchase Order no.	A6826587Y	Order no.	1197380	
Forwarding Agent	FEDERAL EXPRESS CORP.		Ship Method	FEDERAL EXPRESS CORP.	Currency	USD	
Unloading Point	P1						

IncoTerms	FCA Our Plant		
Volume		Gross Wt.	Net Wt.
Header note	SHIP FED EX P1 ACCT# 054900023 STACY @ 920-735-7188 FAX@ 920-735-7156		

Item	Material	Ordered Qty.	B/O Qty.	Picked Qty.	UOM	Conversion Factor	Condition	SERIAL no.
000010	612A51-0038-2	20		20	EA		New	
	Material Description:	C SEAL						
	Item Category:	Standard Spares Item						

STATEMENT OF CONFORMANCE

Part(s) or Material(s) identified on this document eligible for installation on Bombardier Learjet products listed under Type Certificate A5CE, A10CE and T00008WI were manufactured or purchased by Learjet, Inc. under the authority of FAA Production Approval Holder certificate number PC 329 CE and inspected in accordance with 14 CFR Part 21 Subpart G.

Part(s) or Material(s) identified on this document eligible for installation on other Bombardier products listed under Type Certificate A21EA and T00003NY have documentation accompanying the respective part(s) or material(s) that provides traceability to the applicable Production Approval Holder.

S
O
L
D

GULFSTREAM-APPLETON
W6355 ATLANTIS DRIVE

APPLETON WI USA
54914-9190

F
R
O
M

GULFSTREAM-DALLAS
7440 AVIATION PLACE

DALLAS TX USA
75235
PHONE: 214-902-7500
FAX: 214-350-5560

S
H
I
P
T
O

WORTHINGTON AVIATION PARTS
2995 LONE OAK CIRCLE
SUITE 10
EAGAN MN USA
55121

GAC REP: BUCHKO, STACEY
CARRIER: FEDEX STANDARD OVERNIGHT
CARRIER ACCT:
FRT TERMS: BILL 3RD PARTY
FOB POINT: Shipping Point
WAYBILL: 672126467731
SHIP DATE: 08/12/04 FRT CHRG: .00

CONTACT: BUCHKO, STACEY

PHONE: 920-735-7000

HAZARDOUS: N

CUSTOMER PO NO.: 6836586

Line	Ordered Qty	Shipped Qty	Back Ordered	UM Part Number	Description
0001	10	10	0	EA 67618	GASKET MSDS: N
Customer PO: 6836586 Condition: New Sale Type: Transfer/OUTRIGHT					

Line	Ordered Qty	Shipped Qty	Back Ordered	UM Part Number	Description
0002	80	80	0	EA MS24678-10	SCREW MSDS: N
Customer PO: 6836586 Condition: New Sale Type: Transfer/OUTRIGHT					

Notes:

PLEASE REMEMBER TO CALL US TOLL FREE AT 1-866-271-GDAS (4327) FOR ALL YOUR CORPORATE AIRCRAFT PARTS REQUIREMENTS. WE ARE AVAILABLE 24 HOURS A DAY/7 DAYS A WEEK/52 WEEKS A YEAR.

RADOME TO RUDDER SPARES SUPPORT SPECIALIZING IN CHALLENGER, FALCON, HAWKER, GULFSTREAM, AND WESTWIND AIRCRAFT.

ROTABLES AND CONSUMABLES FOR ALL YOUR AIRFRAME, AVIONICS, ENGINE, AND APU REQUIREMENTS.

GROUND SUPPORT EQUIPMENT, SHOP SUPPLIES, INTERIOR COMPLETION ITEMS, AND CUSTOMER PROPERTY REPAIR.

STANDARD STOCK ITEMS RETURNED WITH APPROVAL WILL BE SUBJECT TO A

CERTIFICATION OF CONFORMANCE

Seller certifies or has on file its supplier's certification, that the part and/or components identified on this shipper meet the conditions of this sales order. Seller further certifies, or has on file its supplier certification, that these were produced in conformance with applicable specifications and are considered to be in compliance. Production parts and components not shown herein are to be shipped outside the United States. Seller or Seller's manufacturer or supplier certifies that such parts and components comply with production requirements.

Sales Order Number

I acknowledge that I have received the above parts and or services in good condition.

RECEIVED BY:

CUSTOMER'S ORDER IS ACCEPTED IN ACCORDANCE WITH THE PROVISIONS SET FORTH HEREIN AND ON THE REVERSE SIDE.



21-4001

BLEED SWITCH VALVE KIT

1 EA	612A51-0038-2	GASKET
1 EA	67618	GASKET
1 EA	783619-3	GASKET
4 EA	MS24678-10	SCREW

CORRU-SEALS, INC.

24 CAPITAL DRIVE
WALLINGFORD, CONNECTICUT 06492

TELEPHONE: (203) 265-9331
FAX: (203) 269-1023
WEB: WWW.CORRU-SEALS.COM
EMAIL: CORRU-SEALS@WORLDNET.ATT.NET

CERTIFICATE OF CONFORMANCE

FOR: GULFSTREAM AEROSPACE
7440 AVIATION PLACE
FAA REPAIR STATION VJ1R560K
DALLAS, TX 75235

DATE: 9/30/02

P.O. # D6664045Q PART # ---- REV. # ---
QTY. 85 JOB NO. 67618

IT IS HEREBY CERTIFIED THAT ALL MATERIALS USED IN THE MANUFACTURE OF THE PARTS FOR THIS PURCHASE ORDER CONFORM TO THE MATERIAL SPECIFICATION CALLED FOR.

WE FURTHER CERTIFY THAT THE MATERIAL TEST REPORTS AND PROCESS CERTIFICATIONS ARE ON FILE AND SUBJECT TO YOUR EXAMINATION AT OUR PLANT.

EQUIPMENT CONTAINING MERCURY OR MERCURY COMPOUNDS WAS NOT USED FOR FABRICATIONS, ASSEMBLY, PACKAGING, INSTALLATION, EXAMINATION, OR TESTING OF PARTS OR ASSEMBLERS ON THIS ORDER.

WE CERTIFY THE ITEMS HAVE BEEN FABRICATED TO THE PRODUCT DRAWING REQUIREMENTS AND FULLY CONFORM TO THE SPECIFICATIONS DEFINED IN THIS PURCHASE ORDER OR APPLICABLE PROCEDURES.

SHIPMENT COMPLETE PARTIAL SHIPMENT

MATERIAL: AMS 5510P BY ULBRICH STAINLESS STEEL, C-890 (REF. 67186)

HEAT TREAT: ANNEAL TO AMS 5510 BY METALLURGICAL PROCESSING, INC., P.O. 8579

HARDNESS: _____

PLATE/COAT: N/A

N.D.T.: N/A


F.T. GOODYEAR
QUALITY CONTROL, MANAGER



WORK ORDER FORM 100

TEXAS PNEUMATIC SYSTEMS, INC.

2404 SUPERIOR DRIVE
ARLINGTON, TEXAS 76013817/795-3474
794-0068

FAA CRS No. T4XR8555

WORK ORDER: 40372-04

Customer: AERPNE / AERO PNEUDRAULICS, INC.

Dept#: VA

Location:

Cust RO#: 008258-00

Step: COMPLETE

Warranty Code: 00 / 0

Work Req: FUNCTIONAL

Goodthru AD#:

P/N: 3213894-4-1 / VALVE

S/N: P-234

Mfg: HONWE HONEYWELL

PARTS DETAIL:

Line#	Part Number/Description	W CD	RmvCde	Qty	Unit Price	Ext. Price
1	100% KIT					
	100% KIT			1.00	1179.23	1179.23
2	3169884-1					
	SENSING PROBE	N NE		1.00	748.75	748.75
3	967410-2					
	SEAT	N NE		1.00	560.00	560.00
4	MS24693C273					
	SCREW	N NS		1.00	0.31	0.31

Parts Total 2488.29

Labor Total 450.00

PRICE 2938.29

MAINTENANCE RELEASE RECORD

THE ARTICLE IDENTIFIED ABOVE WAS OVERHAULED IN ACCORDANCE WITH THE CURRENT REGULATIONS OF THE FEDERAL AVIATION ADMINISTRATION, AND WITH APPROVED FOR RETURN TO SERVICE. DETAILS ARE ON FILE AT THIS REPAIR STATION.

Approved for Return to Service by

Date

W/O: 

CM / LEFT ENGINE COMPUTER

/C: 

P-77482

A/C N83SG	TYPE/SERS	W/O 184702	JOB CARD NR/000000001	TASK	PAGE 1/ 1
LABOR 555	EST.M/HRS 0: 0	CARD ISS REV DATE	W/O DATE 10/11/2004	STATION IAH	SITE 55
AREA					SEQ: 0001

APPROVED DATA REF

ZONE

ACCESS

LEFT ENGINE COMPUTER TRIPS AND WILL NOT RESET.

SIGN-OFF:

* ~~Front~~ ~~shot~~ ~~ENG~~ Performed ops check. Could not duplicate problem. Disconnected LH EEC J1 connector and connected to PITS TESTER. ~~Sto~~ REMOVED LH ENG Cowls and LH N1 + ITS connector pylon panel. Inspected wiring and shook connectors and wiring. P2T2 fail Lite illuminated. Removed PITS TESTER and checked J1 inputs with ohm meter. All inputs checked Good except ~~P2~~ T2 RESISTANCE reads above 700 ohms. Disconnected T2 Connector and checked T2 RESISTANCE. T2 Sensor has 556 ohms. ~~T2~~ T2 connector failed. 10/11/04

MCH INS

6/18/07

FINAL

TSO/PMA _____

WEIGHT _____



START



JOIN



QUIT

W/O: 

CM/P2T2 CONNECTOR

/C: 

P-77482

A/C N83SG	TYPE/SERS	W/O 184702	JOB CARD NR/000000002	TASK	PAGE 1/ 1	
LABOR 555	EST.M/HR 0: 0	CARD ISS REV DATE	W/O DATE 10/11/2004	STATION IAH	SITE 55	
AREA					SEQ: 0001	
APPROVED DATA REF					MCH	INS
ZONE						
ACCESS						
LEFT ENGINE P2T2 CONNECTOR IS WORN CAUSING COMPUTER TO TRIP.						
SIGN-OFF: <i>Removed #1 ENGINE T2 Connector P/N - illegible</i>						
<i>Procured NEW Connector P/N 3074216-1 S/N - N/A. Installed</i>						
<i>NEW connector. RAN out wiring to verify integrity of NEW connector.</i>						
<i>No faults found. Connected J1 connector to #1 EEC. Verified</i>						
<i>no EEC "on line". RAN ENGINE. No faults. Inspected</i>						
<i>ENGINE before cawling the LH ENGINE. Installed the LH</i>						
<i>ENGINE COWL. Secured the J1 Connector on LH EEC and</i>						
<i>Secured EEC close out panels. 10/11/04</i>						

61817

FINAL

TSO/PMA _____ WEIGHT _____



START



JOIN



QUIT

Fly with the Best

UNITED BATTERIES AND ACCESSORIES, INC.

7762 Braniff

Houston, TX 77061

Phone: 713-991-9111 • Fax: 713-991-9117

F.A.A. C.R.S. No. U9BR618Y

FORM #9016

SERVICEABLE PART

Customer <i>Star Flite</i>		Make <i>P5823B</i>
Nomenclature <i>UBA Logner</i>	Part No. <i>507-1075-02</i>	Serial No. <i>4935</i>
Work Accomplished <input type="checkbox"/> Overhauled <input checked="" type="checkbox"/> Bench Checked <input type="checkbox"/> Repaired <input type="checkbox"/> Other (Explain) _____		
MAINTENANCE RELEASE		
THE AIRCRAFT AND / OR COMPONENT IDENTIFIED ABOVE WAS INSPECTED IN ACCORDANCE WITH CURRENT REGULATIONS OF THE FEDERAL AVIATION ADMINISTRATION AND IS APPROVED FOR RETURN TO SERVICE. PERTINENT DETAILS ARE ON FILE AT THIS REPAIR STATION.		
UNDER WORK ORDER NO. _____		<i>7794</i>
Signed <i>[Signature]</i>	Date <i>10-12-09</i>	

UNITED BATTERIES AND ACCESSORIES, INC.
 CRS #U9BR618Y 7762 BRANIFF HOUSTON, TX 77061
 TEL: 713 991-9111 FAX: 713 991-9117
 E-MAIL: unitedbatteries@aol.com
 FORM #9007

NiCad Battery Pack Work Order # 7794

Customer Star Flite Date Received 10/18/04 Customer PO# Loaner

Battery Pack/Cell/

Power Supply Mfg. Jet Mfg. Type PS-832B Mfg. Part No. 501-1075-02

Serial No. 4935

Pre-Service Hidden Damage Inspection

General Condition Per mfr specs

Receiving Voltage: Terminals 26.13 Battery Pack#1 _____ 1/2 Pack _____

Battery Pack #2 _____

Outer Case PM S Circuit Board PM S Cells/Cell Cases PM S Hot Spots _____

Receptacle Assy. PM S 5 Amp Fuse PM S 10 Amp Fuse PM S

In-Service Hidden Damage Inspection

Capacity Tests, Step 1 through 3

1st																				
-----	--	--	--	--	--	--	--	--	--	--	--	--	--	--	--	--	--	--	--	--

End of Discharge Voltage _____

2nd																				
-----	--	--	--	--	--	--	--	--	--	--	--	--	--	--	--	--	--	--	--	--

End of Discharge Voltage _____

3rd																				
-----	--	--	--	--	--	--	--	--	--	--	--	--	--	--	--	--	--	--	--	--

End of Discharge Voltage _____

FINAL CHARGE

4th	<u>1.60</u>	<u>1.60</u>	<u>1.60</u>	<u>1.60</u>	<u>1.60</u>	<u>1.60</u>	<u>1.60</u>	<u>1.60</u>	<u>1.60</u>	<u>1.60</u>	<u>1.60</u>	<u>1.60</u>	<u>1.60</u>	<u>1.60</u>	<u>1.60</u>	<u>1.60</u>	<u>1.60</u>	<u>1.60</u>	<u>1.60</u>	<u>1.60</u>
-----	-------------	-------------	-------------	-------------	-------------	-------------	-------------	-------------	-------------	-------------	-------------	-------------	-------------	-------------	-------------	-------------	-------------	-------------	-------------	-------------

End of Charge Terminal Voltage 32.00

Functional Test _____

Replaced _____

Remarks _____

WARRANTY: _____ Months from date of return to service if serviced a minimum of every 6 months.

Work Accomplished By [Signature] per CMM TF-202

Inspected By [Signature] Completion Date 10-18-04

Inspector Recommendations

The aircraft component, appliance or accessory was inspected in accordance with the current requirements of the Federal Aviation Administration and is approved for return to service. Pertinent details are on file at this repair station.

Authorized Inspection Signature [Signature]

Date of Final Inspection for Return to Service 10-18-04 Maintenance Release Issued (YES) or NO

Fly with the Best

UNITED BATTERIES AND ACCESSORIES, INC.

7762 Braniff

Houston, TX 77061

Phone: 713-991-9111 • Fax: 713-991-9117

F.A.A. C.R.S. No. U9BR618Y

FORM #9016

SERVICEABLE PART

Customer <i>StarFlite</i>		Make <i>205113</i>
Nomenclature <i>UBALogon</i>	Part No. <i>38451-004</i>	Serial No. <i>NA</i>

Work Accomplished

Overhauled

Bench Checked

Repaired

Other (Explain) _____

MAINTENANCE RELEASE

THE AIRCRAFT AND / OR COMPONENT IDENTIFIED ABOVE WAS INSPECTED IN ACCORDANCE WITH CURRENT REGULATIONS OF THE FEDERAL AVIATION ADMINISTRATION AND IS APPROVED FOR RETURN TO SERVICE. PERTINENT DETAILS ARE ON FILE AT THIS REPAIR STATION.

UNDER WORK ORDER NO. _____

Signed

[Signature]

Date

7795
10-18-04

UNITED BATTERIES AND ACCESSORIES, INC.
CRS #U9BR618Y 7762 BRANIFF HOUSTON, TX 77061

TEL: 713 991-9111 FAX: 713 991-9117

E-MAIL: unitedbatteries@aol.com

FORM #9007

NiCad Battery Pack Work Order # 7795

Customer Star Flite Date Received 10/18/04 Customer PO# Loaner
Battery Pack/Cell/
Power Supply Mfg. Marathon Mfg. Type 20-3113 Mfg. Part No. 38451-004

Serial No. N/A

Pre-Service Hidden Damage Inspection

General Condition Per CMM

Receiving Voltage: Terminals 25.81 Battery Pack#1 _____ 1/2 Pack _____

Battery Pack #2 _____

Outer Case PM 9 Circuit Board NA Cells/Cell Cases PM 5 Hot Spots NONE

Receptacle Assy. _____ 5 Amp Fuse _____ 10 Amp Fuse _____

In-Service Hidden Damage Inspection

Capacity Tests, Step 1 through 3

1st																						
-----	--	--	--	--	--	--	--	--	--	--	--	--	--	--	--	--	--	--	--	--	--	--

End of Discharge Voltage _____

2nd																						
-----	--	--	--	--	--	--	--	--	--	--	--	--	--	--	--	--	--	--	--	--	--	--

End of Discharge Voltage _____

3rd																						
-----	--	--	--	--	--	--	--	--	--	--	--	--	--	--	--	--	--	--	--	--	--	--

End of Discharge Voltage _____

FINAL CHARGE

4th	<u>1.60</u>	<u>1.60</u>	<u>1.60</u>	<u>Volts</u>	<u>per cell</u>	<u>Avg</u>																
-----	-------------	-------------	-------------	--------------	-----------------	------------	--	--	--	--	--	--	--	--	--	--	--	--	--	--	--	--

End of Charge Terminal Voltage 32.00

Functional Test _____

Replaced _____

Remarks _____

WARRANTY: _____ Months from date of return to service if serviced a minimum of every 6 months.

Work Accomplished By [Signature] per CMM _____

Inspected By [Signature] Completion Date 10-18-04

Inspector Recommendations _____

The aircraft component, appliance or accessory was inspected in accordance with the current requirements of the Federal Aviation Administration and is approved for return to service.

Pertinent details are on file at this repair station.

Authorized Inspection Signature [Signature]

Date of Final Inspection for Return to Service 10-18-04 Maintenance Release Issued **YES** or NO

STARFLITE MANAGEMENT GROUP

MAINTENANCE AND DISCREPANCY LOG

N 83 SG Month SEPT.

Disc No	Date	Initials	Action
1	9/1/04		C/w fwd and AFT portable
COMPLY WITH FWD			Fire bottle visual, no discrepancy found both bottles wt 3.6 lb and green arc
+ AFT PORTABLE			
FIRE BOTTLE VISUAL			
YHEAV. 8239.4/5859			
PHEN. 8591.0/6133			Sign <i>[Signature]</i> Cert AP555570806 Date 8-31-04
TT: 8645-1			Defer Category
TC: 6231			Sign Cert Date
Disc No	Date	Initials	Action
2	8-31-04	PD	C/w pre-post FLT check.
C/w pre-post FLT INSPECTED			2.0
			Sign <i>[Signature]</i> Cert AP555570806 Date 8-31-04
TT:			Defer Category
TC:			Sign Cert Date
Disc No	Date	Initials	Action
3	9-14	<i>[Signature]</i>	C/w pre-flight IAW checklist
pre-flight			
			Sign <i>[Signature]</i> Cert AP2668256 Date 9-14-04
TT:			Defer Category
TC:			Sign Cert Date

X P.F.

1.5
5.2

X

STARFLITE MANAGEMENT GROUP

Maintenance and Discrepancy Log

N 83 SG Month Sept 04

Disc No	Date	Initials	Action
4	9-21		removed wheel IN 9541874 MAR 77-713 installed loaned from 365F IN 9541874 OCT 75-827
			LH nose wheel has cord showing
			WH ENG. 8239.4 / 5859
			RH ENG. 8591.0 / 6133

231
XES

Sign *[Signature]* Cert AP2888256 Date 9-21-04

TT:	Defer	Category
TC:	Sign	Cert
		Date
8645.1		
6231		

Disc No	Date	Initials	Action
5	9/21	JH	Checked bulbs on upper electrical C/B panel, A/P F/D Instrument Panel & Edge light Replaced ground on center pedestal EL. panel. OPS checks good
			panels lights inop.

20 JH
2.0 JH

Sign *[Signature]* Cert AP 512664275 Date 9/22/04

TT:	Defer	Category
TC:	Sign	Cert
		Date

Disc No	Date	Initials	Action
6	9-27	LPB	REMOVED RUDDER FOR X-RAY. NOT BY ROGERS NOT. REINSTALLED RUDDER OP CH 6000
			REMOVE C/W AD 2004-14-14

XES

Sign *[Signature]* Cert 2718002AD Date 9-29-04

TT:	Defer	Category
TC:	Sign	Cert
		Date

STARFLITE MANAGEMENT GROUP

Maintenance and Discrepancy Log

N 8356 Month SEPT, 04

Disc No	Date	Initials	Action
7	9-27	UPB	REMOVED UNIT FOR TEMPLE ELECTRONICS. THEY REPLACED SEVERAL LIGHTS ON AUTO PILOT MODE PANEL INOP

Sign *Jerry P. Barrett* Cert 2718002 AdB Date 9-27-04

TT:	Defer	Category
TC:	Sign	Cert Date

Disc No	Date	Initials	Action
8	9-27	DB	Change LH Fuel Control Pln off 3070800-22-B/N A4950 OPT CK LH ENG. Control Instant Fuel Control Pln 3070800-21 slw A39EPT work done By Garrett Aviation CES# XBIR606K

Sign *Dez Smith* Cert 253660876 Date 9-27-04

TT:	Defer	Category
TC:	Sign	Cert Date

Disc No	Date	Initials	Action

Sign _____ Cert _____ Date _____

TT:	Defer	Category
TC:	Sign	Cert Date


1. Approving National Aviation Authority/Country: FAA/UNITED STATES	2. AUTHORIZED RELEASE CERTIFICATE FAA FORM 8130-3, AIRWORTHINESS APPROVAL TAG	3. Form Tracking Number.
--	---	--------------------------

4. Organization Name and Address. Columbia Avionics, Inc. - 11200 Airport Road - Columbia, MO 65201	5. Work Order, Contract, or Invoice Number: 4911
--	---

6. Item:	7. Description:	8. Part Number:	9. Eligibility:*	10. Quantity:	11. Serial/Batch Number:	12. Status/Work:
1	IND-300	622-4331-001	N/A	1	1253	Tested

13. REMARKS
Tested unit to MFR specifications.

Certifies that the work specified in block 12/13 was carried out in accordance with JAR-145 and in respect to that work the aircraft component is considered ready for release to service under JAA Acceptance Certificate Number JAA-5631.

14. Certifies the item identified above were manufactured in conformity to: <input type="checkbox"/> Approved design data and are in a condition for safe operation. <input type="checkbox"/> Not approved design data specified in Block 13	19. <input checked="" type="checkbox"/> 14 CFR 43.9 Return to Service <input checked="" type="checkbox"/> Other regulation specified in Block 13 Certifies that unless otherwise specified in Block 13, the work identified in Block 12 and described in Block 13 was accomplished with Title 14, Code of Federal Regulations, part 43 and in respect to the work, the items are approved for return to service.		
15. Authorized Signature: N/A	16. Approval Authorization No: N/A	20. Authorized Signature: 	21. Approval/Certificate No: CR42R104N
17. Name (Typed or Printed): N/A	18. Date (m/d/y): N/A	22. Name (Typed or Printed): Lance Fox	23. Date (m/d/y): 09/20/2004

User/Installer Responsibilities

It is important to understand that the existence of this Document alone does not automatically constitute authority to install the part/component/assembly.

Where the user/installer performs works in accordance with the national regulations of an airworthiness authority different than the Airworthiness Authority of the country specified in Block 1 it is essential that the user/installer ensures that his/her airworthiness authority accepts parts/components/assemblies from the airworthiness authority of the country specified in Block 1.

Statements in Blocks 14 and 19 do not constitute installation certification. In all cases, aircraft maintenance records must contain an installation certification issued in accordance with the national regulation by the user/installer before the aircraft may be flown.

Rogers N.D.T., Inc.

3418 Cypresswood Dr., Spring, TX 77388

Office 281-482-0228 Fax: 281-355-5615

E-mail: wwwarren@clearsail.net

INSPECTION REPORT & LOGBOOK ATTACHMENT

CUST: STARFLITE AVIATION
9000 RANDOLPH
HOUSTON, TX 77061

DATE: 9/27/2004
WO: 3852
PO: 83SG-09-04
REG: N83SG
TYPE: 1124A
SN: 368
TTA: 8645,1
LDGS: 6231

ATTN: Chief Inspector

LOCATION: HOU- HOBBY

Item Description:

AIRPLANE: WESTWIND 1124


Description of Work

PERFORM NDT ONLY I.A.W. THE FOLLOWING: RADIOGRAPHIC INSPECT RUDDER ONLY I.A.W.
A.D.2004-14-14 & S.B. 1124-55-150

Results:

NO DISCONTINUITIES FOUND AT THE TIME OF THIS INSPECTION

FAA CRS XW1R627K


Wallace W. Warren
Chief Inspector

Rogers N.D.T., Inc.

3418 Cypresswood Dr., Spring, TX 77388
Office 281-482-0228 Fax: 281-355-5615
E-mail: wwwarren@clearsail.net

3852

BILLING INFORMATION	
INVOICE NO.	1498
DATE	09/27/04

DATE: 9/27/04

WORK ORDER

CUST: STARFLITE AVIATION
9000 RANDOLPH
HOUSTON, TX 77061

83SG-09-04
P.O. NO.

REQ #

INSTRUCTIONS AIRPLANE: WESTWIND 1124					
PART NAME				MFG. IAI	
S/N 368	REG N83SG	TYPE 1124A	P/N	TTA 76451	LDGS 6231

INSTRUCTIONS CONTINUED REMARKS

PERFORM NDT ONLY I.A.W. THE FOLLOWING: RADIOGRAPHIC INSPECT RUDDER ONLY I.A.W.
A.D.2004-14-14 & S.B. 1124-55-150

DATE COMPLETED

9/27/04

NO APPARENT DISCONTINUITIES WERE NOTED AT THE TIME OF INSPECTION

INSP. REL.

LOG ENTRY OR ATTACHMENT *Delivered 9/28/04*
 NO AIRWORTHINESS DETERMINATION MADE BY THIS INSPECTION

INSP. REL. FOR MORE THAN ONE PART OF THE SAME S/N UNIT.

SEE ATTACHED

SEE REVERSE



Wallace W. Warreh
Chief Inspector

FAA CRS XW1R627K

STARFLITE MANAGEMENT GROUP

MAINTENANCE AND DISCREPANCY LOG

N 8356 Month AUGUST

Disc No	Date	Initials	Action
1	8/4/04	DHR	CW visual ck. of FWD and AFT portable fire extinguisher. No defects found. WT 3.6 lb both bottles and green arc.
			Sign <i>[Signature]</i> Cert AP 555570806 Date 8-17-04
TT:			Defer Category
TC:			Sign Cert Date
Disc No	Date	Initials	Action
2	8/4/04	IOH	AD 2004-10-15 IS NOT APPLICABLE. EQUIPMENT NOT INSTALLED
			Sign <i>[Signature]</i> Cert 4599819100 ATP Date 8/4/04
TT:			Defer Category
TC:			Sign Cert Date
Disc No	Date	Initials	Action
3	8/4/04	DHR	c/w pre-post flight insp. sourced O ₂ to 1800psi.
			Sign <i>[Signature]</i> Cert AP 555570106 Date 8-17-04
TT:			Defer Category
TC:			Sign Cert Date

810
X
X

STARFLITE MANAGEMENT GROUP

MAINTENANCE AND DISCREPANCY LOG

N 83 SG Month AUGUST

Disc No	Date	Initials	Action
4	8/17	DKR	COMPLIED WITH SB 1124-27-144 REMOVED LEFT & RIGHT AILERON PUSHRODS BETWEEN WING STATIONS WX=110.25 & XW=143.80 FOR NDT BY ROGERS CRSE XW 1R 6275 LEFT WAS OK AND REHTIFIED REPLACED R/H PUSH ROD WITH NEW PIN 513506-505 PUSH ROD. X-RAY INSPECTION ADJUSTED RIGGING PER MM 27-10-00 OP CK GOOD
AILERON CONTROL RODS			

Sign Samy S. Gander Cert 2713002 A & B Date 08-20-2004

TT: Defer Category

TC: Sign Cert Date

Disc No	Date	Initials	Action

TT: Defer Category

TC: Sign Cert Date

Disc No	Date	Initials	Action

TT: Defer Category

TC: Sign Cert Date

Disc No	Date	Initials	Action

TC: Sign Cert Date

Rogers N.D.T., Inc.

3418 Cypresswood Dr., Spring, TX 77388

Office 281-482-0228 Fax: 281-355-5615

E-mail: www.warren@clearsail.net

3829

DATE: 8/18/04

BILLING INFORMATION

INVOICE NO. 1475

DATE 08/18/04

WORK ORDER

CUST: STARFLITE AVIATION

9000 RANDOLPH

HOUSTON, TX 77061

83SG-08-04

P.O. NO.

REQ #

INSTRUCTIONS AIRPLANE: WESTWIND 1124

PART NAME

MFG. IAI

S/N 368

REG N83SG

TYPE 1124A

P/N

TTA 8605.9

LDGS 6203

INSTRUCTIONS CONTINUED REMARKS

PERFORM NDT ONLY I.A.W. THE FOLLOWING: IAI NDT MANUAL PART 2, 27-10-00 RADIOGRAPHIC INSPECT AILERON CONTROL RODS PER IAI S.B. 1124-27-144

DATE COMPLETED

08/18/04

NO APPARENT DISCONTINUITIES WERE NOTED AT THE TIME OF INSPECTION

INSP. REL.

LOG ENTRY OR ATTACHMENT *DELIVERED 8/19/04*

NO AIRWORTHINESS DETERMINATION MADE BY THIS INSPECTION

INSP. REL. FOR MORE THAN ONE PART OF THE SAME S/N UNIT.

SEE ATTACHED

SEE REVERSE



Wallace W. Warren
Chief Inspector

FAA CRS XW1R627K

Rogers N.D.T., Inc.

3418 Cypresswood Dr., Spring, TX 77388

Office 281-482-0228 Fax: 281-355-5615

E-mail: wwarren@clearsail.net

INSPECTION REPORT & LOGBOOK ATTACHMENT

CUST: STARFLITE AVIATION
9000 RANDOLPH
HOUSTON, TX 77061

DATE: 8/18/2004

WO: 3829

PO: 83SG-08-04

REG: N83SG

TYPE: 1124A

SN: 368

TTA: 8605.9

LDGS: 6203

ATTN: Chief Inspector

LOCATION: HOU- HOBBY

Item Description:

AIRPLANE: WESTWIND 1124


Description of Work

PERFORM NDT ONLY I.A.W. THE FOLLOWING: IAI NDT MANUAL PART 2, 27-10-00 RADIOGRAPHIC INSPECT AILERON CONTROL RODS PER IAI S.B. 1124-27-144

Results:

POSSIBLE DISCONTINUITY IN THE FORM OF CORROSION EXISTS IN BOTH VIEWS (L1A/R1A & L1B/R1B) OF BOTH CONTROL RODS.

FAA CRS XW1R627K


Wallace W. Warren
Chief Inspector

S
D
O
STARFLITE MANAGEMENT GRP
9000 RANDOLPH ROAD
ATTN: DEWEY SMITH

HOUSTON TX USA
77061

F
R
O
GULFSTREAM-APPLETON
W6355 ATLANTIS DRIVE

APPLETON WI USA
54914-9190
PHONE: 920-735-7000
FAX: 920-735-7108

S
H
I
P
T
O
STARFLITE MANAGEMENT GRP
9000 RANDOLPH ROAD
ATTN: DEWEY SMITH
HOUSTON TX USA
77061

GAC REP: MACPHERSON, JULIE
CARRIER: FEDEX PRIORITY OVERNIGHT
CARRIER ACCT:
FRT TERMS: PREPAY AND BILL CUSTOMER
FOB POINT: Shipping Point
WAYBILL: 674897448134
SHIP DATE: 08/18/04 FRT CHR: 16.1

CONTACT: DEWEY PHONE: (713) 644-1128
AZARDOUS: N CUSTOMER PO NO.: N83G

Line	Ordered Qty	Shipped Qty	Back Ordered	UM Part Number	Description
0001	3	3	0	EA 513506-505	AILERON ROD MSDS: N

Customer PO: N83G
Condition: New
Sale Type: Outright Basis

Notes:
PLEASE REMEMBER TO CALL US TOLL FREE AT 1-866-271-GDAS (4327) FOR ALL YOUR CORPORATE AIRCRAFT PARTS REQUIREMENTS. WE ARE AVAILABLE 24 HOURS A DAY/7 DAYS A WEEK/52 WEEKS A YEAR.

RADOME TO RUDDER SPARES SUPPORT SPECIALIZING IN CHALLENGER, FALCON, HAWKER, GULFSTREAM, AND WESTWIND AIRCRAFT.

ROTABLES AND CONSUMABLES FOR ALL YOUR AIRFRAME, AVIONICS, ENGINE, AND APU REQUIREMENTS.

GROUND SUPPORT EQUIPMENT, SHOP SUPPLIES, INTERIOR COMPLETION ITEMS, AND CUSTOMER PROPERTY REPAIR.

ALL STANDARD STOCK ITEMS RETURNED WITH APPROVAL WILL BE SUBJECT TO A 10% RESTOCKING FEE. RETURN REQUEST FOR SPECIAL ORDER ITEMS WILL BE DEALT WITH ON AN INDIVIDUAL BASIS. ALL ORINGS, SEALS AND GASKETS NOT IN ORIGINAL MANUFACTURERS PACKAGING, AND ALL STANDARD HARDWARE WILL NOT BE ELIGIBLE FOR RETURN. ANY ITEM RETURNED FOR CREDIT WITHOUT ALL ORIGINAL ACCOMPANYING DOCUMENTATION (i.e. 8130-3 tags) WILL NOT BE ACCEPTED. ALL RETURN MATERIAL TRANSPORTATION IS THE RESPONSIBILITY OF THE PURCHASER.

CERTIFICATION OF CONFORMANCE

Seller hereby certifies or has on file its supplier's certification, that the part and/or components identified on this shipper meet the conditions of this sales order. Seller further certifies, or has on file its supplier certification, that these were determined to be in conformance with applicable specifications and are considered to be in compliance. Where the production date and components set forth hereon are to be shipped outside the United States, Seller or Seller's manufacturer or supplier certifies that such parts and components comply with production requirements.

BY: [Signature] Sales Order Number _____ I acknowledge that I have received the above parts and/or services in good condition

SHIPPED BY: [Signature] RECEIVED BY: _____

CUSTOMER'S ORDER IS ACCEPTED IN ACCORDANCE WITH THE PROVISIONS SET FORTH HEREIN AND ON THE REVERSE SIDE.

2004-10-15 GARMIN INTERNATIONAL INC.:
Amendment 39-13645; Docket No. 2003-CE-39-AD.

When does this AD become effective?

(a) This AD becomes effective on July 9, 2004.

What other ADs are affected by this action?

(b) None.

What airplanes are affected by this AD?

(c) This AD affects GARMIN International Inc. GTX 330/330D Mode S transponders that are installed on, but not limited to, the following airplanes, certificated in any category:

MANUFACTURER	MODEL
(1) Aermacchi S.p.A	S.205-18/F, S.205-18/R, S.205-20/R, S.205-22/R, S.208, S.208A, F.260, F.260B, F.260C, F.260D, F.260E, F.260F, S.211A.
(2) Aeronautica Macchi S.p.A	AL 60, AL 60-B, AL 60-F5, AL 60-C5, AM-3.
(3) Aerostar Aircraft Corporation	PA-60-600 (Aerostar 600), PA-60-601 (Aerostar 601), PA-60-601P (Aerostar 601P), PA-60-602P (Aerostar 602P), PA-60-700P (Aerostar 700P), 360, 400.
(4) Alexandria Aircraft, LLC	14-19, 14-19-2, 14-19-3, 14-19-3A, 17-30, 17-31, 17-31TC, 17-30A, 17-31A, 17-31ATC.
(5) Alliance Aircraft Group LLC	15A, 20, H-250, H-295, (USAFU-10D), HT-295, H391 (USAFYL-24), H391B, H-395 (USAF-28A or U-10B), H-395A, H-700, H-800, HST-550, HST-550A (USAF AU-24A), 500.
(6) American Champion Aircraft Corp	402, 7GCA, 7GCB, 7KC, 7GCBA, 7GCAA, 7GCBC, 7KCAB, 8KCAB, 8GCBC.
(7) Sky International Inc	A-1, A-1A, A-1B, S-1S, S-1T, S-2, S-2A, S-2S, S-2C.
(8) B-N Group Ltd	BN-2, BN-2A, BN-2A-2, BN-2A-3, BN-2A-6, BN-2A-8, BN-2A-20, BN-2A-21, BN-2A-26, BN-2A-27, BN-2B-20, BN-2B-21, BN-2A-26, BN-2A-27, BN-2B-20, BN-2B-21, BN-2B-26, BN-2B-27, BN-2T, BN-2T-4R, BN-2A MK.III, BN2A MK.III-2, BN2A MK.111-3.
(9) Bellanca	14-13, 14-13-2, 14-13-3, 14-13-3W.
(10) Bombardier Inc	(Otter) DHC-3, DHC-6-1, DHC-6-100, DHC-6-200, DHC-6-300.
(11) Cessna Aircraft Company	170, 170A, 170B, 172, 172A, 172B, 172C, 172D, 172E, 172F (USAF T-41A), 172G, 172H, (USAF T041A), 172I, 172K, 172L, 172M, 172N, 172P, 172Q, 172R, 172S, 172RG, P172D, R172E (USAF T-41 B) (USAF T-41 C AND D), R172F (USAF T-41 D), R175G, R172H (USAF T-41 D), R172J, R172K, 175, 175A, 175B, 175C, 177, 177A, 177B, 177RG, 180, 180A, 180B, 180C, 180D, 180E, 180F, 180G, 180H, 180J, 180K, 182, 182A, 182B, 182C, 182D, 182E,

182F, 182G, 182H, 182J, 182K, 182L, 182M, 182N, 182P, 182Q, 182R, 182S, 182T, R182, T182, TR182, T182T, 185, 185A, 185B, 185C, 185D, 185E, A185E, A185F, 190, (LC-126A, B, C) 195, 195A, 195B, 210, 210A, 210B, 210C, 210D, 210E, 210F, T210F, 210G, T210G, 210H, T210H, 210J, T210J, 210K, T210K, 210L, T210L, 210M, T210M, 210N, P210N, T210N, 210R, P210R, T210R, 210-5 (205), 210-5A (205A), 206, P206, P206A, P206B, P206C, P206D, P206E, TP206A, TP206B, TP206C, TU206D, TU206E, TU206F, TU206G, 206H, T206H, 207, 207A, T207, T207A, 208, 208A, 208B, 310, 310A (USAF U-3A), 310B, 310C, 310D, 310E (USAF U-3B), 310F, 310G, 310H, E310H, 310I, 310J, 310J-1, E310J, 310K, 310L, 310N, 310P, T310P, 310Q, T310Q, 310R, T310R, 320, 320A, 320B, 320C, 320D, 320E, 320F, 320-1, 335, 340, 340A, 336, 337, 337A (USAF 02B), 337B, T337B, 337C, 337E, T337E, T337C, 337D, T337D, M337B (USAF 02A), 337F, T337F, T337G, 337G, 337H, P337H, T337H, T337H-SP, 401, 401A, 401B, 402, 402A, 402B, 402C, 411, 411A, 414, 414A, 421, 421A, 421B, 421C, 425, 404, 406, 441.

(12) Cirrus Design Corporation SR20, SR22.

(13) Commander Aircraft Company 112, 112TC, 112B, 112TCA, 114, 114A, 114B, 114TC.

(14) de Havilland Inc DHC-2 Mk. I, DHC-2 Mk. II, DHC-2 Mk. III.

(15) Dynac Aerospace Corporation (Voltaire) 10, (Voltaire) 10A, (Aero Commander) 100, (Aero Commander) 100A, (Aero Commander) 100-180.

(16) Diamond Aircraft Industries DA-20-A1, DA20-C1, DA 40.

(17) Empresa Brasileira de Aeronautica S.A. EMBRAER. EMB-110P1, EMB-110PE.

(18) Extra Flugzeugbau GmbH EA300, EA300L, EA300S, EA300/200, EA-400.

(19) Fairchild Aircraft Corporation SA26-T, SA26-AT, SA226-T, SA226-AT, SA226-T(B), SA227-AT, SA227-TT, SA226-TC, SA227-AC (C-26A), SA227-CC, SA227-DC (C-26B).

(20) Global Amphibians, LLC Colonial C-1, Colonial C-2, Lake LA-4, Lake LA-4A, Lake LA-4P, Lake LA-4-200, Lake Model 250.

(21) Grob-werke G115, G115A, G115B, G115C, G115C2, G115D, G115D2, G115EG, G120A.

(22) Lancair Company LC40-550FG.

(23) Lanshe Aerospace, LLC MAC-125C, MAC-145, MAC-145A, MAC-145B.

(24) Learjet Inc 23.

(25) Lockheed Aircraft Corporation 18.

- (26) Luscombe Aircraft Corporation 11A, 11E.
- (27) Maule Aerospace Technology, Inc Bee Dee M-4, M-4, M-4C, M-4S, M-4T, M-4180C, M-4-180S, M-4-180T, M-4-210, M-4-210C, M-4-210S, M-4-210T, M-4-220, M-4-220S, M-4-220T, M-5-180C, M-5-200, M-5-210C, M-5-210TC, M-5-220C, M-5-235C, M-6-180, M-6-235, M-7-235, MX-7-235, MX-7-180, MX-7-420, MXT-7-180, MT-7-235, M-8-235, MX-7-160, MXT-7-160, MX-7-180A, MXT-7-180A, MXT-7-180B, M-7-235B, M-7-235A, M-7-235C, M-7-180C, M-7-260, MT-7-260, M-7-260C, M-7-420AC, MX-7-160C, MX-7-180AC, M-7-420A, MT-7-420.
- (28) Mitsubishi Heavy Industries, Ltd MU-2B-25, MU-2B-35, MU-2B-26, MU-2B-36, MU-2B-26A, MU-2B-36A, MU-2B-40, MU-2B-60, MU-2B, MU-2B-20, MU-2B-20, MU-2B-15.
- (29) Mooney Airplane Company, Inc M20, M20A, M20B, M20C, M20D, M20E, M20F, M20G, M20J, M20K, M20L, M20M, M20R, M20S, M22.
- (30) Moravan a.s Z-242L, Z-143L.
- (31) Navion Aircraft Company, Ltd NAVION, Navion (L-17A), Navion (L-17B), Navion (L-17C), Navion B, Navion D, Navion E, Navion F, Navion G, Navion H.
- (32) New Piper Aircraft, Inc PA-12, PA-12S, PA-18, PA-18S, PA-18 "105" (Special), PA-18S "105" (Special), PA-18A, PA-18 "125" (Army L-21A), PA-18S "125," PA-18AS "125," PA-18 "135" (Army L-21B), PA-18A "135," PA-18S "135," PA-18 "150," PA-18A "150," PA-18S "150," PA-18AS "150," PA-19 (Army L-18B), PA-19S, PA-20, PA-20S, PA-20 "115," PA-20S "115," PA-20 "135," PA-20S "135," PA-22, PA-22-108, PA-22-135, PA-22S-135, PA-22-150, PA-22S-150, PA-22-160, PA-22S-160, PA-23, PA-23-160, PA-23-235, PA-23-250, PA-E23-250, PA-24, PA-24-250, PA-24-260, PA-24-400, PA-28-140, PA-28-150, PA-28-151, PA-28-160, PA-28-161, PA-28-180, PA-28-235, PA-28S-160, PA-28R-180, PA-28S-180, PA-28-181, PA-28R-200, PA-28R-201, PA-28R-201T, PA-28RT-201, PA-28RT-201T, PA-28-201T, PA-28-236, PA-30, PA-39, PA-40, PA-31P, PA-31T, PA-31T1, PA-31T2, PA-31T3, PA-31P-350, PA-32-260, PA-32-300, PA-32S-300, PA-32R-300, PA-32RT-300, PA-32RT-300T, PA-32R-301 (SP), PA-32R-301 (HP), PA-32R-301T, PA-32-301, PA-32-301T, PA-34-200, PA-34-200T, PA-34-220T, PA-42, PA-42-720, PA-42-1000, PA-42-720R, PA-44-180, PA-44-180T, PA-46-310P, PA-46-350P, PA-46-500TP.
- (33) Ostmecklenburgische Flugzeugbau GmbH OMF-100-160.
- (34) Piaggio Aero Industries S.p.A P-180.
- (35) Pilatus Aircraft Ltd PILATUS PC-12, PILATUS PC-12/45, PC-6,

- PC-6-H1, PC-6-H2, PC-6/350, PC-6/350-H1, PC-6/350-H2, PC-6/A, PC-6/A-H1, PA-6/A-H2, PC-6/B-H2, PC-6/B1-H2, PC-6/B2-H2, PC-6/B2-H4, PC-6/C-H2, PC-6/C1-H2, PC-7.
- (36) Prop-Jets, Inc 200, 200A, 200B, 200C, 200D, 400.
- (37) Panstwowe Zakladv Lotnicze (PZL) PZL-104 WILGA 80, PZL-104M WILGA 2000, PZL-WARSZAWA, PZL-KOLIBER 150A, PZL-KOLIBER 160A.
- (38) PZL WSK/Mielec Obrsk PZL M20 03, PZL M26 01.
- (39) Raytheon 35-33, 35-A33, 35-B33, 35-C33, 35-C33A, E33, E33A, E33C, F33, F33A, F33C, G33, H35, J35, K35, M35, N35, P35, S35, V35, V35A, V35B, 36, A36, A36TC, B36TC, 35, A35, B35, C35, D35, E35, F35, G35, 35R, F90, 76, 200, 200C, 200CT, 200T, A200, B200, B200C, B200CT, B200T, 300, 300LW, B300, B300C, 1900, 1900C, 1900D, A100-1 (U-21J), A200 (C-12A), A200 (C-12C), A200C (UC-12B), A200CT (C-12D), A200CT (FWC-12D), A200CT (RC-12D), A200CT (C-12F), A200CT (RC-12G), A200CT (RC-12H), A200CT (RC-12K), A200CT (RC-12P), A200CT (RC-12Q), B200C (C-12F), B200C (UC-12F), B200C (UC-12M), B200C (C-12R), 1900C (C-12J), 65, A65, A65-8200, 65-80, 65-A80, 65-A80-8800, 65-B80, 65-88, 65-A90, 70, B90, C90, C90A, E90, H90, 65-A90-1, 65-A90-2, 65-A90-3, 65-A90-4, 95, B95, B95A, D95A, E95, 95-55, 95-A55, 95-B55, 95-B55A, 95-B55B (T-42A), 95-C55, 95-C55A, D55, D55A, E55, E55A, 56TC, A56TC, 58, 58A, 58P, 58PA, 58TC, 58TCA, 99, 99A, 99A (FACH), A99, A99A, B99, C99, 100, A100 (U-21F), A100A, A100C, B100, 2000, 3000, 390, 19A, B19, M19A, 23, A23, A23A, A23-19, A23-24, B23, C23, A24, A24R, B24R, C24R, 60, A60, B60, 18D, A18A, A18D, S18D, SA18A, SA18D, 3N, 3NM, 3TM, JRB-6, D18C, D18S, E18S, RC-45J (SNB-5P), E18S-9700, G18S, H18, C-45G, TC-45G, C-45H, TC-45H, TC-45J, UC-45J (SNB-5), 50 (L-23A), B50 (L-23B), C50, D50 (L-23E), D50A, D50B, D50C, D50E-5990, E50 (L-23D, RL-23D), F50, G50, H50, J50, 45 (YT-34), A45 (T-34A or B-45), D45 (T-34B).
- (40) Rockwell International Corporation BC-1A, AT-6 (SNJ-2), AT-6A (SNJ-3), AT-6B, AT-6C (SNJ-4), AT-6D (SNJ-5), AT-6F (SNF-6), SNJ-7, T-6G, NOMAD NA-260.
- (41) Short Brothers & Harland Ltd SC-7 Series 2, SC-7 Series 3.
- (42) Slingsby Aviation Ltd T67M260, T67M260-T3A.
- (43) SOCATA-Group Aerospatiale TB9, TB10, TB20, TB21, TB200, TBM 700, M.S. 760, M.S. 760 A, M.S. 760 B, Rallye 100S, Rallye 150ST, Rallye 150T, Rallye 235E, Rallye 235C, MS 880B, MS 885, MS 894A, MS 893A, MS 892A-150, MS 892E-150, MS 893E, MS 894E, GA-7.
- (44) Tiger Aircraft LLC AA-1, AA-1A, AA-1B, AA-1C, AA-5, AA-5A, AA-5B, AG-5B.

- | | |
|--|--|
| (45) Twin Commander Aircraft Corporation | 500, 500-A, 500-B, 500-U, 500-S, 520, 560, 560-A, 560-E, 560F, 680, 680E, 680F, 680FL, 680FL(P), 680T, 680V, 680W, 681, 685, 690, 690A, 690B, 690C, 690D, 695, 695A, 695B, 720, 700. |
| (46) Univair Aircraft Corporation | 108, 108-1, 108-2, 108-3, 108-5. |
| (47) Vulcanair S.p.A | P68, P68B, P68C, P68C-TC, P68 "Observer," P68 "Observer 2," P68TC "Observer," AP68TP300 "Spartacus," AP68TP 600 "Viator". |
| (48) Zenair Ltd | CH2000. |

What is the unsafe condition presented in this AD?

- (d) The actions specified in this AD are intended to prevent interrogating aircraft from possibly receiving inaccurate replies, due to suppression, from aircraft equipped with the GTX 330/330D Mode S Transponders when the pulses are below the Minimum Trigger Level (MTL). The inaccurate replies could result in vertical separation or unsafe TCAS resolution advisories.

What must I do to address this problem?

- (e) To address this problem, you must do the following:

ACTIONS » » »

Install GTX 330/330D Software Upgrade to at least version 3.03, 3.04, or 3.05.

COMPLIANCE » » »

Install the software upgrade within 30 days after July 9, 2004 (the effective date of this AD), unless already done.

PROCEDURES » » »

Follow GARMIN Mandatory Software Service Bulletin No.: 0304, Rev B, dated June 12, 2003 (SW Version 3.03); Garmin Software Service Bulletin No. 0310, Rev A, dated November 10, 2003 (SW Version 3.04); or Garmin Software Service Bulletin No. 0401, Rev A, dated February 18, 2004 (SW Version 3.05).

May I request an alternative method of compliance?

- (f) You may request a different method of compliance or a different compliance time for this AD by following the procedures in 14 CFR 39.19. Unless FAA authorizes otherwise, send your request to your principal inspector. The principal inspector may add comments and will send your request to the Manager, Wichita Aircraft Certification Office (ACO), FAA. For information on an already approved alternative methods of compliance, contact Roger A. Souter, FAA, Wichita ACO, 1801 Airport Road, Room 100, Wichita, Kansas 67209;

telephone: 316-946-4134; facsimile: 316-946-4107; e-mail address:
roger.souter@faa.gov.

Does this AD incorporate any material by reference?

- (g) You must do the actions required by this AD following the instructions in GARMIN Mandatory Software Service Bulletin No.: 0304, Rev B, dated June 12, 2003 (SW Version 3.03); Garmin Software Service Bulletin No. 0310, Rev A, dated November 10, 2003 (SW Version 3.04); or Garmin Software Service Bulletin No. 0401, Rev A, dated February 18, 2004 (SW Version 3.05). The Director of the Federal Register approved the incorporation by reference of this service bulletin in accordance with 5 U.S.C. 552(a) and 1 CFR part 51. You may get a copy from GARMIN International Inc. 1200 East 151st Street, Olathe, KS 66062. You may review copies at FAA, Central Region, Office of the Regional Counsel, 901 Locust, Room 506, Kansas City, Missouri 64106; or at the Office of the Federal Register, 800 North Capitol Street, NW., suite 700, Washington, DC.

Issued in Kansas City, Missouri, on May 13, 2004. David R. Showers, Acting Manager, Small Airplane Directorate, Aircraft Certification Service.


FOR FURTHER INFORMATION CONTACT: Roger A. Souter, FAA, Wichita Aircraft Certification Office (ACO), 1801 Airport Road, Room 100, Wichita, Kansas 67209; telephone: 316-946-4134; facsimile: 316-946-4107; e-mail address: roger.souter@faa.gov.

Westwind 1124

Pre and Post Flight inspection

Post Flight

- Nose torque link disconnected
- Lav serviced
- Pitot and static covers installed
- Gear and tires for condition
- Engine oil levels (1 qt low)

Signature  Date 8-17-04

Pre Flight

- Windshields and cabin windows for condition
- Wings, de-ice boots and stall strip for condition
- Tip tank fuel valve closed (up)
- Ailerons, flaps and speed brakes for condition
- HP rupture membrane in place
- Hyd reservoir level
- Gear extension cylinder (1700-2000 psi)
- Thrust reverser cylinder (710-940 psi)
- Engines for leaks
- Engine inlets and exhaust for FOD
- Exterior lights
- Interior systems checked
- Oxygen full (1800-2000 psi)
- Brake wear
- Tire inflation (nose 55psi main 155 psi)
- Sump fuel

Signature  Date 8-17-04

STARFLITE MANAGEMENT GROUP

Maintenance and Discrepancy Log

N 8356 Month July 04

Disc No	Date	Initials	Action
1	7-1	DAS	clw monthly op cabin fire bottle wt. check
			clw monthly check
			Leak PIT FIRE
			Bottle Insp & WT CK

Sign *[Signature]* Cert AP2668256 Date 7-1-04

TT: Defer Category
 TC: Sign Cert Date

Disc No	Date	Initials	Action
2	7-6	DAS	clw Aircraft pre-post flt insp.
			Pre Flight A/c

Sign *[Signature]* Cert 4455570006 Date 7-6-04

TT: Defer Category
 TC: Sign Cert Date

Disc No	Date	Initials	Action
3	7-6	DAS	Found burnt out bulbs, replaced
			Cap. Auto Pilot 14 bulbs pp 327, ops ck sound.
			ANN. PANEL ALT.
			SEL & NAV CAP LIND
			INOP

Sign *[Signature]* Cert 4455570006 Date 7-6-04

TT: Defer Category
 TC: Sign Cert Date

364 + 787

STARFLITE MANAGEMENT GROUP

Maintenance and Discrepancy Log

N 83 SG Month July - 04

Disc No	Date	Initials	Action
4	7-9	DRS	Removed main wheel Assy p/n 5006450-1
CK And Replac Both Main Tires			SP Feb 92-0837 and SP Dec 88-0335, installed wheel Assy p/n 5006450-1 SP Feb 92-0837 and tire p/n 184F23 31341480708 and wheel Assy p/n 5006450-1 SP Dec 88-0335 and tire p/n 184F23 SP 41480759
			Sign <i>[Signature]</i> Cert AF 5555-70806 Date 7-12-04
			MA-33110787 P/A-3066034X

TT:	Defer	Category
TC:	Sign	Cert Date

Disc No	Date	Initials	Action
5	7.9	DRS	RAW #2 ENGINE FOUND OIL PRESSURE @ 45 PSI ADJUSTED OIL PUMP PRESSURE REGULATOR PER 731 LIGHT MAINT MANUAL 72-00-00
RT. ENG. OIL Pres. High. Reading 5+ → 3/4 thru Yellow D: L Temp Normal 110°C			SET PRESSURE TO 42 PSI WITH DIRECT READING GAUGE. LEAK CHECKED GOOD. AFTER DIRECT READING GAUGE REMOVED.
			Sign <i>[Signature]</i> Cert AP 400734161 IA Date 7-9-04

TT:	Defer	Category
TC:	Sign	Cert Date

Disc No	Date	Initials	Action
6	7.9	DRS	ADJUSTED #2 ENGINE FIL/MN PER TFE731 LMM 72-00-00
RT. ENG. @ take off Roll Topo 917° Retards to 905 Before Rotating. Reads 870°C or so			BOTH ENGINE RUN-UP PERFORMED TO N ₁ OF THE DAY OPERATIONS CHECK GOOD.
			Sign <i>[Signature]</i> Cert AP 400734161 IA Date 7-9-04

TT:	Defer	Category
TC:	Sign	Cert Date

ENG. 2.0 RT. 2.0

up to 118

STARLITE MANAGEMENT GROUP

Maintenance and Discrepancy Log

N 8356 Month July-04

Disc No	Date	Initials	Action
7	7-9	ORS	ADJUSTED BOTH GEN. CONTROL UNITS PER 24-30-00 PAGE 202
AMP Load imbalance			OPERATIONAL CHECKED GOOD AFTER ADJUSTMENT.
Left 40 Amps			
Right 120 Amps			
Right also pulses			
Sign <i>[Signature]</i>			Cert 2536608564 ✓ Date 7-10-04
TT:			Defer Category
TC:			Sign Cert Date
Disc No	Date	Initials	Action
8	7-9	04	Clw MA not reported
Clw AD			
2004-10-15			
mod 5 trays			
Sign <i>[Signature]</i>			Cert 2536608564 ✓ Date 7-11-04
TT:			Defer Category
TC:			Sign Cert Date
Disc No	Date	Initials	Action
9			
Sign			Cert Date
Defer			Category
TC:			Sign Cert Date

1.0

X

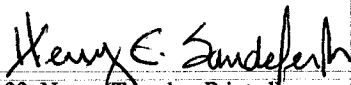
1. Approving National Aviation Authority/Country: FAA/UNITED STATES	AUTHORIZED RELEASE CERTIFICATE FAA FORM 8130-3, AIRWORTHINESS APPROVAL TAG	3. Form Tracking Ref. No. 29680
--	--	------------------------------------

4. Organization: Falcon Crest Accessories, INC. - FAA GP2R854K 8318 Braniff Houston, Texas 77061 1-800-833-5422	5. Work Order, Contract, or Invoice Number: W.O# 29680
--	---

6. Item	7. Description	8. Part Number	9. Eligibility*	10. Quantity	11. Serial/Batch number	12. Status/Work
1	WHEEL ASSY.	5006450-1		1	DEC88-0335	INSPECT

13. Remarks:
EDDY CURRENT INSPECTED WHEEL MAG PARTICLE INSPECTED BOLTS MOUNTED NEW TIRE P/N: 184F23-2 S/N: 41480759 -STARFLITE-

14. Certifies the item identified above were manufactured in conformity to: <input type="checkbox"/> Approved design data and are in a condition for safe operation <input type="checkbox"/> Non-approved design data specified in block 13	19. <input checked="" type="checkbox"/> 14 CFR 43.9 Return to Service <input type="checkbox"/> Other regulation specified in Block 13 Certifies that unless otherwise specified in block 13, the work identified in Block 12 and described in Block 13 was accomplished in accordance with Title 14, Code of Federal Regulations, part 43 and in respect to that work, the items are approved to return to service.
---	---

15. Authorized signature:	16. Approval Authorization No:	20. Authorized Signature: 	21. Approval/Certificate Number: GP2R854K
17. Name (Typed or Printed)	18. Date:	22. Name (Typed or Printed): HENRY SANDEFER	23. Date: 07/12/2004

User/Installer Responsibilities

It is important to understand that the existence of this document alone does not automatically constitute authority to install the part/component/assembly. Where the user/installer performs works in accordance with the national regulations of an airworthiness authority different than the airworthiness authority of the country specified in Block 1 it is essential that the user/installer ensures that his/her airworthiness authority accepts parts/components/assemblies from the airworthiness authority of the country specified in Block 1. Statements in Blocks 14 and 19 do not constitute installation certification. In all cases, aircraft maintenance records must contain an installation certification issued in accordance with the national regulation by the user/installer before the aircraft may be flown.

Falcon Crest Accessories, Inc.

FAA REPAIR STATION NO. GP2R854K

8318 Braniff Houston, Tx 77061 (713) 644-2290 TX WATS 800-833-5422 FAX (713) 644-0356

CUSTOMER: STARFLITE

PART NUMBER: 5006450-1

NOMENCLATURE: WHEEL ASSY.

SERIAL NUMBER: DEC 88 - 0335

WORK PERFORMED: INSPECT

WORK ORDER NUMBER: 29680

YES NO TEARDOWN: ..

- DISASSEMBLE
- DISMOUNT TIRE
- STRIP PAINT & PRIMER
- CLEAN & INSPECT WHEEL
- CLEAN & INSPECT BOLTS

YES NO NDT INSPECTION:

- EDDY CURRENT INSPECT WHEEL
- ZYGLO WHEEL
- MAGNAFLUX BOLTS
- INSPECTOR *MSB*

YES NO INSPECTION:

- INSPECT RACES
- INSPECT BEARINGS
- CHECK WEAR DIMENSIONS

YES NO ASSEMBLY:

- PRIME & REPAINT
- MOUNT TIRE
- LUBETORK BOLTS & NUTS
- REPACK WHEEL BEARINGS
- REPLACE RACES
- BALANCE WHEEL

COMMENTS/REMARKS:

Tire changed to NDT

SIGNATURE: *MSB*

INSPECTOR: *Henry E. Sandifer*

DATE: *7-12-04*

DATE: *7/12/02004*

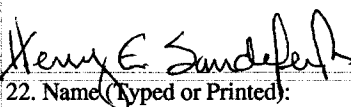
1. Approving National Aviation Authority/Country: FAA/UNITED STATES	<h2 style="margin:0;">AUTHORIZED RELEASE CERTIFICATE</h2> <p style="margin:0;">FAA FORM 8130-3, AIRWORTHINESS APPROVAL TAG</p>	3. Form Tracking Ref. No. 29679
---	--	------------------------------------

4. Organization: Falcon Crest Accessories, INC. - FAA GP2R854K 8318 Braniff Houston, Texas 77061 1-800-833-5422	5. Work Order, Contract, or Invoice Number: W.O# 29679
--	---

6. Item	7. Description	8. Part Number	9. Eligibility*	10. Quantity	11. Serial/Batch number	12. Status/Work
1	WHEEL ASSY.	5006450-1		1	FEB92-0837	INSPECT

13. Remarks:
 EDDY CURRENT INSPECTED WHEEL MAG PARTICLE INSPECTED BOLTS MOUNTED NEW TIRE P/N: 184F23-2 S/N: 41480708 -STARFLITE-

14. Certifies the item identified above were manufactured in conformity to: <input type="checkbox"/> Approved design data and are in a condition for safe operation <input type="checkbox"/> Non-approved design data specified in block 13	19. <input checked="" type="checkbox"/> 14 CFR 43.9 Return to Service <input type="checkbox"/> Other regulation specified in Block 13 Certifies that unless otherwise specified in block 13, the work identified in Block 12 and described in Block 13 was accomplished in accordance with Title 14, Code of Federal Regulations, part 43 and in respect to that work, the items are approved to return to service.
---	---

15. Authorized signature:	16. Approval Authorization No:	20. Authorized Signature: 	21. Approval/Certificate Number: GP2R854K
17. Name (Typed or Printed)	18. Date:	22. Name (Typed or Printed): HENRY SANDEFER	23. Date: 07/12/2004

User/Installer Responsibilities

It is important to understand that the existence of this document alone does not automatically constitute authority to install the part/component/assembly. Where the user/installer performs works in accordance with the national regulations of an airworthiness authority different than the airworthiness authority of the country specified in Block 1 it is essential that the user/installer ensures that his/her airworthiness authority accepts parts/components/assemblies from the airworthiness authority of the country specified in Block 1. Statements in Blocks 14 and 19 do not constitute installation certification. In all cases, aircraft maintenance records must contain an installation certification issued in accordance with the national regulation by the user/installer before the aircraft may be flown.

Falcon Crest Accessories, Inc.

FAA REPAIR STATION NO. GP2R854K

8318 Braniff Houston, Tx 77061 (713) 644-2290 TX WATS 800-833-5422 FAX (713) 644-0356

CUSTOMER: STARFLITE

PART NUMBER: 5006450-1

NOMENCLATURE: WHEEL ASSY.

SERIAL NUMBER: FEB92-0837

WORK PERFORMED: INSPECT

WORK ORDER NUMBER: 29679

YES NO TEARDOWN:

DISASSEMBLE

DISMOUNT TIRE

STRIP PAINT & PRIMER

CLEAN & INSPECT WHEEL

CLEAN & INSPECT BOLTS

YES NO NDT INSPECTION:

EDDY CURRENT INSPECT WHEEL

ZYGLO WHEEL

MAGNAFLUX BOLTS

INSPECTOR *MJR*

YES NO INSPECTION:

INSPECT RACES

INSPECT BEARINGS

CHECK WEAR DIMENSIONS

YES NO ASSEMBLY:

PRIME & REPAINT

MOUNT TIRE

LUBETORK BOLTS & NUTS

REPACK WHEEL BEARINGS

REPLACE RACES

BALANCE WHEEL

COMMENTS/REMARKS:

Tire Changed NDT

SIGNATURE: *MJR*

INSPECTOR: *Henry E. Sandferth*

DATE: 7-12-09

DATE: 7/12/2009

8356

July


1. Approving National Aviation Authority/Country: FAA/UNITED STATES	AUTHORIZED RELEASE CERTIFICATE FAA FORM 8130-3, AIRWORTHINESS APPROVAL TAG	3. Form Tracking Ref. No. 29674
--	--	------------------------------------

4. Organization: Falcon Crest Accessories, INC. - FAA GP2R854K 8318 Braniff Houston, Texas 77061 1-800-833-5422	5. Work Order, Contract, or Invoice Number: W.O# 29674
--	---

6. Item	7. Description	8. Part Number	9. Eligibility*	10. Quantity	11. Serial/Batch number	12. Status/Work
1	WHEEL ASSY.	5002806-2		1	MAR88-421	INSPECT

13. Remarks:
EDDY CURRENT INSPECTED WHEEL MAG PARTICLE INSPECTED BOLTS MOUNTED NEW TIRE P/N: 249K83-3 S/N:33110787
-STARFLITE-

<p>14. Certifies the item identified above were manufactured in conformity to:</p> <p><input type="checkbox"/> Approved design data and are in a condition for safe operation</p> <p><input type="checkbox"/> Non-approved design data specified in block 13</p>	<p>19.</p> <p><input checked="" type="checkbox"/> 14 CFR 43.9 Return to Service</p> <p><input type="checkbox"/> Other regulation specified in Block 13</p> <p>Certifies that unless otherwise specified in block 13, the work identified in Block 12 and described in Block 13 was accomplished in accordance with Title 14, Code of Federal Regulations, part 43 and in respect to that work, the items are approved to return to service.</p>
--	---

15. Authorized signature:	16. Approval Authorization No:	20. Authorized Signature: 	21. Approval/Certificate Number: GP2R854K
17. Name (Typed or Printed)	18. Date:	22. Name (Typed or Printed): MARK BERKENMEIER	23. Date: 07/09/2004

User/Installer Responsibilities

It is important to understand that the existence of this document alone does not automatically constitute authority to install the part/component/assembly. Where the user/installer performs works in accordance with the national regulations of an airworthiness authority different than the airworthiness authority of the country specified in Block 1 it is essential that the user/installer ensures that his/her airworthiness authority accepts parts/components/assemblies from the airworthiness authority of the country specified in Block 1. Statements in Blocks 14 and 19 do not constitute installation certification. In all cases, aircraft maintenance records must contain an installation certification issued in accordance with the national regulation by the user/installer before the aircraft may be flown.

Falcon Crest Accessories, Inc.

FAA REPAIR STATION NO. GP2R854K

8318 Braniff Houston, Tx 77061 (713) 644-2290 TX WATS 800-833-5422 FAX (713) 644-0356

CUSTOMER: STARFLITE PART NUMBER: 5002806-2
NOMENCLATURE: WHEEL ASSY. SERIAL NUMBER: MAR88-421
WORK PERFORMED: INSPECT WORK ORDER NUMBER: 29674

YES NO TEARDOWN:

- DISSASSEMBLE
- DISMOUNT TIRE
- STRIP PAINT & PRIMER
- CLEAN & INSPECT WHEEL
- CLEAN & INSPECT BOLTS

YES NO NDT INSPECTION:

- EDDY CURRENT INSPECT WHEEL
- ZYGLO WHEEL
- MAGNAFLUX BOLTS
- INSPECTOR *MD*

YES NO INSPECTION:

- INSPECT RACES
- INSPECT BEARINGS
- CHECK WEAR DIMENSIONS

YES NO ASSEMBLY:

- PRIME & REPAINT
- MOUNT TIRE
- LUBETORK BOLTS & NUTS
- REPACK WHEEL BEARINGS
- REPLACE RACES
- BALANCE WHEEL

COMMENTS/REMARKS:

No discontinuities found @ time of inspection.

SIGNATURE: *Heath Dain*
DATE: *7/9/04*

INSPECTOR: *[Signature]*
DATE: *7-9-04*

Log

STARFLITE MANAGEMENT GROUP

Maintenance and Discrepancy Log

N 83 SG Month June 04

Disc No	Date	Initials	Action
1			RTR BATT. IAW MM 33-50-00. Removed
			PS 823 P/N ⁵⁰¹⁻¹⁰⁷⁵⁻⁰⁰⁴ 38451-004 S/N ⁴⁹³⁵¹ 11A . REPLACED w/ P/N ⁵⁰¹⁻¹⁰⁷⁵⁻⁰⁰⁴ 38451-004
			Re-install Batt S/N 11A . 1310
			Sign <i>[Signature]</i> Cert ATP pending Date 6-15-04
TT:			Defer Category
TC:			Sign Cert Date

Disc No	Date	Initials	Action
2			RTR BATT. IAW MM 33-50-00
			FASTEN Removed P/N 38451-004 Type 20-5113 S/N n/a
			EMERG LIGHT Replaced P/N 38451-004 S/N n/a
			Batt TEST OK
			Sign <i>[Signature]</i> Cert ATP pending Date 6-15-04
TT:			Defer Category
TC:			Sign Cert Date

Disc No	Date	Initials	Action
3	6-18	DAS	SB 1124-55-020 REV 2 CARRIED OUT.
			NO DEFECTS NOTED. NEXT DUE AT 8861.1 HRS
			C/W SB. 1124-55-020 R2
			Horiz Stop Assy (Inspect)
			Sign <i>[Signature]</i> Cert ATP 2618848 Date 6-18-04
TC:			Defer Category
8561.1			Sign Cert Date
6169			Sign Cert Date

5

5

4.0

X

Fly with the Best

UNITED BATTERIES AND ACCESSORIES, INC.

7762 Braniff

Houston, TX 77061

Phone: 713-991-9111 • Fax: 713-991-9117

F.A.A. C.R.S. No. U9BR618Y

FORM #9016

SERVICEABLE PART

Customer <i>STAR Flite</i>	Make <i>Marathon 20-5113</i>	
Nomenclature	Part No. <i>38451-004</i>	Serial No. <i>NA</i>

Work Accomplished

Overhauled

Bench Checked

Repaired

Other (Explain) _____

MAINTENANCE RELEASE

THE AIRCRAFT AND / OR COMPONENT IDENTIFIED ABOVE WAS INSPECTED IN ACCORDANCE WITH CURRENT REGULATIONS OF THE FEDERAL AVIATION ADMINISTRATION AND IS APPROVED FOR RETURN TO SERVICE. PERTINENT DETAILS ARE ON FILE AT THIS REPAIR STATION.

UNDER WORK ORDER NO. _____

Signed

Center Brown

Date

7070
6-10-04

UNITED BATTERIES AND ACCESSORIES, INC.
 CRS #U9BR618Y 7762 BRANIFF HOUSTON, TX 77061
 TEL: 713 991-9111 FAX: 713 991-9117
 E-MAIL: unitedbatteries@aol.com

FORM #9007

NiCad Battery Pack Work Order # 7070

Customer STARLite Date Received 6/7/04 Customer PO# N835G
 Battery Pack/Cell/ Power Supply Mfg. Marathon Mfg. Type 20S113 Mfg. Part No. 38451-004

Serial No. N/A

Pre-Service Hidden Damage Inspection

General Condition Per MFR spec.
 Receiving Voltage: Terminals 25.40 Battery Pack#1 25.40 1/2 Pack X
 Battery Pack #2 Y
 Outer Case PMS Circuit Board NA Cells/Cell Cases PMS Hot Spots None
 Receptacle Assy. NA 5 Amp Fuse NA 10 Amp Fuse NA

In-Service Hidden Damage Inspection

Capacity Tests, Step 1 through 3

1st										<u>DEEP CYCLED</u>				
End of Discharge Voltage <u>0.0</u>														
2nd														<u>Failed 1st CAP - in 36 min</u>
End of Discharge Voltage														
3rd	<u>1.08</u>	<u>1.08</u>	<u>1.08</u>							<u>per cell Average</u>				
End of Discharge Voltage <u>22.64</u>														

FINAL CHARGE

4th	<u>1.57</u>	<u>1.57</u>	<u>1.57</u>							<u>per cell Average</u>				
End of Charge Terminal Voltage <u>31.50</u>														
Functional Test <u>Y</u>														
Replaced <u>4 Bad cells w/ 4 New 1.2v 1.8Ah sub c cells</u>														
Remarks <u>CAP & Charge</u>														

WARRANTY: 7 Months from date of return to service if serviced a minimum of every 6 months.

Work Accomplished By Carter Brown per CMM MFR spec.

Inspected By Carter Brown Completion Date 6-10-04

Inspector Recommendations

The aircraft component, appliance or accessory was inspected in accordance with the current requirements of the Federal Aviation Administration and is approved for return to service.
 Pertinent details are on file at this repair station.

Authorized Inspection Signature Carter Brown
 Date of Final Inspection for Return to Service 6-10-04 Maintenance Release Issued (YES) or NO

Fly with the Best

UNITED BATTERIES AND ACCESSORIES, INC.

7762 Braniff

Houston, TX 77061

Phone: 713-991-9111 • Fax: 713-991-9117

F.A.A. C.R.S. No. U9BR618Y

FORM #9016

SERVICEABLE PART

Customer

STAR 71.7E

Make

JET PS 823BT

Nomenclature

Part No.

501-1075-06

Serial No.

1810

Work Accomplished

Overhauled

Bench Checked

Repaired

Other (Explain) _____

MAINTENANCE RELEASE

THE AIRCRAFT AND / OR COMPONENT IDENTIFIED ABOVE WAS INSPECTED IN ACCORDANCE WITH CURRENT REGULATIONS OF THE FEDERAL AVIATION ADMINISTRATION AND IS APPROVED FOR RETURN TO SERVICE. PERTINENT DETAILS ARE ON FILE AT THIS REPAIR STATION.

UNDER WORK ORDER NO. _____

7071

Signed _____

Certu Proum

Date _____

6-10-04

STARFLITE MANAGEMENT GROUP

Maintenance and Discrepancy Log

N 8356 Month JUNE-04

Disc No	Date	Initials	Action	
4	6-18	DES	NOTED.	AD 89-12-08 CARRIED OUT. NO DEFECTS
CLW AD 89-12-08				
HORIZ. HANG ASSY.				
Inspect				
SB. 1124-55.020				
			Sign <i>[Signature]</i>	Cert A+P 2618848 Date 6-18-04
TT: 8561.1			Defer	Category
TC: 6169			Sign	Cert Date
Disc No	Date	Initials	Action	
5	6-18	DM	ARE 3.6 LBS.	C/W MONTHLY FIRE BOTTLE INSP. BOTH WEIGHTS
NO DEFECTS NOTED				
CLW Monthly				
Cabin Cockpit				
portable Fire				
ext. Bottles				
Inspect				
			Sign <i>[Signature]</i>	Cert A+P 45347458 Date 6-18-04
TT:			Defer	Category
TC:			Sign	Cert Date
Disc No	Date	Initials	Action	
6	6-22	JMG	Moved	OIL PRESSURE GAUGES, LEFT TO RIGHT ^{FX} 6883706-1
SER #8100295), RIGHT TO LEFT PH 6883706-1, SER #8020220.				
LEFT OUT BOARD				
CLEANED COMMON PLUG ON LEFT ENGINE. OPS CHECKED				
PRESSURE GAUGES				
GOOD.				
IRRATIC READING				
HIGH.				
			Sign <i>[Signature]</i>	Cert A+P 2618848 Date 6-22-04
TT:			Defer	Category
TC:			Sign	Cert Date

1.0

2.0

2.0

STARFLITE MANAGEMENT GROUP

Maintenance and Discrepancy Log

N 83 SG Month JUNE 04

Disc No	Date	Initials	Action	Sign	Cert	Date
7	6-23	SMK	REMOVED & REPLACED O-RINGS ON CHECK VALVES. OPS CHECK VALVES CHECK GOOD. ON PRESSURIZATION LINE WAS LEAKING.	<i>[Signature]</i>	APP 2618848	6-23-04

TT: Defer Category
 TC: Sign Cert Date

Disc No	Date	Initials	Action	Sign	Cert	Date

TT: Defer Category
 TC: Sign Cert Date

Disc No	Date	Initials	Action	Sign	Cert	Date

TT: Defer Category
 TC: Sign Cert Date

1.5

X

STARFLITE MANAGEMENT GROUP

Maintenance and Discrepancy Log

N 8356 Month MAY 04

Disc No	Date	Initials	Action
1	5-1		c/w preflight insp. IAW checklist add Skydial
			preflight

1.52

Sign Sean Lynch Cert AP2668256 Date 5-1-04

TT: Defer Category
TC: Sign Cert Date

Disc No	Date	Initials	Action
2	5-4		c/w preflight IAW checklist
			preflight

1.06

Sign Sean Lynch Cert AP2668256 Date 5-4-04

TT: Defer Category
TC: Sign Cert Date

Disc No	Date	Initials	Action
3	5-4	DL	c/w monthly exhaust cockpit Fire Bottle Ins
			Clw Monthly Exhaust & Cockpit portable Fire ext Bottles w/ TC

Sign [Signature] Cert 2134604877 Date 5-4-04

TT: Defer Category
TC: Sign Cert Date

STARFLITE MANAGEMENT GROUP

Maintenance and Discrepancy Log

N 835G Month MAY 04

Disc No	Date	Initials	Action
4	5.4	DM	C/W THE LEFT ENGINE 150 HOUR INSPECTION. SOAP SENT TO JET CARE INTERNATIONAL. SERVICED ENGINE WITH MOBIL 254 LEAK CHECKED GOOD. 150 INSP C/W IN ACCORDANCE WITH THE HONEYWELL LIGHT MAINT. MANUAL 72-02-15 TABLE 603.1

Sign *[Signature]* Cert AP 400734161 IA Date 6-7-04

ENGINE TOTAL TIMES			
TT:	8150.8	Defer	Category
TC:	5795	Sign	Date

Disc No	Date	Initials	Action
5	5.4	DL	C/W THE RIGHT ENGINE 150 HOUR INSPECTION. SOAP SENT TO JET CARE INTERNATIONAL. SERVICED ENGINE WITH MOBIL 254. LEAK CHECKED GOOD. 150 INSP C/W IN ACCORDANCE WITH THE HONEYWELL LIGHT MAINT. MANUAL 72-02-15 TABLE 603.1

Sign *[Signature]* Cert AP 400734161 IA Date 6-7-04

ENGINE TOTAL TIMES			
TT:	8502.4	Defer	Category
TC:	6069	Sign	Date

Disc No	Date	Initials	Action
6	5.4	DS	C/W 150 HOUR AIRFRAME INSPECTION IN ACCORDANCE WITH WESTWIND MAINT. MANUAL 5-21-00 PAGE 201 DATED JAN 31, 2003

Sign *[Signature]* Cert AP 400734161 IA Date 6-7-04

TT:	8556.5	Defer	Category
TC:	6167	Sign	Date

STARFLITE MANAGEMENT GROUP

Maintenance and Discrepancy Log

N 83 56 Month MAY 04

Disc No	Date	Initials	Action
7	5/4	DM	C/W SL WNW2492 BY VISUAL INSPECTION OF HYD. HOSES
			C/W SL WNW2492
			Hyd. Hoses
			Inspect

			Sign <i>[Signature]</i> Cert AP400134161 IA Date 6-7-04
TT: 8554.5			Defer Category
TC: 6167			Sign Cert Date
Disc No	Date	Initials	Action
8	7/4	DM	N/A NOT FOUND
			C/W
			AD2 004-08-1T
			Goldrich - Tausa

			Sign Cert Date
TT:			Defer Category
TC:			Sign Cert Date
Disc No	Date	Initials	Action
9	5/4	DM	REMOVED BATTERY P/N 20-5113 AND SENT TO UNITED BATTERIES
			FOR SERVICE. 6-7-04 MS INSTALLED LOANER BATTERY P/N 20-5113
			OPS CHECKED GOOD.
			Lyndon Battery

			Sign <i>[Signature]</i> Cert AP400134161 IA Date 6-7-04
8556.5			Defer Category
TC: 6167			Sign Cert Date

STARFLITE MANAGEMENT GROUP

Maintenance and Discrepancy Log

N 83 56 Month May 07

Disc No	Date	Initials	Action
10	5/4	114	Removed Emergency Power Battery P/N PS-823 B/T S/N 1310 SENT TO UNITED BATTERIES FOR SERVICE 6-7-04 INSTALLED LOWER BATTERY S/N 4935 OPS CHECKED GOOD.

Clw Inspect
EMERG Gyro
Battery

Sign *[Signature]* Cert AP 40073414 IA Date 6-7-04

TT: 8554.5	Defer	Category
TC: 6167	Sign	Cert Date

Disc No	Date	Initials	Action

Sign _____ Cert _____ Date _____

TT: _____	Defer	Category
TC: _____	Sign	Cert Date

Disc No	Date	Initials	Action

Sign _____ Cert _____ Date _____

TC: _____	Defer	Category
	Sign	Cert Date

5
X

150 HOUR FLIGHT HOURS INSPECTION - MAINTENANCE PRACTICES

NOTE: All items in this section (5-21-00) are to be inspected at 150 hour intervals.

1. Engine

Engine Periodic Inspection. Refer 72-00-00, Inspection / Check section of applicable AlliedSignal Aerospace Light Maintenance Manual.

NOTE: For Engine, Nacelle and Pylon Inspection, Refer 5-20-07, Maintenance Practices.

2. Starter-Generator

A. Electrical Leads and Cooling Duct - condition and security.

B. Cooling Fan - nicks and blade damage.

C. Brushes Wear Check - Refer 80-10-00, Maintenance Practices and / or Lucas Aerospace Maintenance Manual, File No. 23700.

3. General

A. Check that a Preflight Inspection has been made.

B. Check all applicable FAA Airworthiness Directives and Manufacturers' Service Bulletins. Make required log book entries.

C. Check that all aircraft documents are current and in order before release of aircraft.

LEFT		RIGHT	
MECH	INSP	MECH	INSP
MB		MB	
MB		MB	
MB		MB	
MB		MB	
MB		MB	
MB		MB	
MB		MB	

EFFECTIVITY: ALL



JET-CARE INTERNATIONAL INC.
3 SADDLE ROAD, CEDAR KNOLLS, NJ 07927, USA
TELEPHONE: 973 292 9597 FAX: 973 292 3030

OIL/FILTER ANALYSIS

TPE331 TSE331 TFE731 ATF3

COMPANY DETAILS

SAMPLE INFORMATION

CONTRACT INFORMATION:

PLEASE CIRCLE ONE AND FILL IN CONTRACT NUMBER IF POSSIBLE

JSSI _____ MSP 3108E JETCARE _____

OWNER: STARFLITE AVIATION

ADDRESS: 9000 RANDOLPH
HOUSTON TX 77061

ATTENTION: DEWEY SMITH

TELEPHONE: 713-644-4800

FACSIMILE: 713-644-8323

24HR EMERGENCY #: _____

JET-CARE INTERNATIONAL USE ONLY

DATE: _____

REF #: _____

AIRCRAFT: TYPE: 1124A S/N 368

TAIL#: N831G

ENGINE: MODEL: TFE-731-3 S/N P 77488

TIME: 8502.4 T.S.O./T.S.N. (T.S.N.) CYCLES: 6069

SAMPLE DATE: 6 / 7 / 04
 MONTH DAY YEAR

FILTER: ENGINE HOURS ON THIS FILTER: 52.1 HOURS

OIL: ENGINE HOURS SINCE LAST SAMPLE: 52.1 HOURS

AMOUNT OF OIL ADDED SINCE LAST SAMPLE: 0 QT

ENGINE HOURS SINCE LAST COMPLETE OIL CHANGE: 52.1 HOURS

OIL NOW IN USE IS: BRAND: MOBIL TYPE: 254

DID ALLIED SIGNAL RECOMMEND THIS SPECIFIC SAMPLING? YES/NO
 HAS THERE BEEN AN ENGINE FAILURE PRIOR TO THIS SAMPLING? YES/NO
 DESCRIBE ANY WORK ACCOMPLISHED ON OIL WETTED PARTS DURING THE SPAN OF THIS SAMPLING: _____

FAX RESULTS TO:

Name: _____
 Company: _____
 FAX: _____

SEND REPLACEMENT KIT TO:

Name/ Company: NEED KITS!
 Address: _____

SAME AS ABOVE

SAME AS ABOVE

OIL ANALYSIS - PARTS PER MILLION

ALL TEST ARE PERFORMED IN ACCORDANCE WITH "IN HOUSE" OR ASTM METHODS. WEAR ELEMENTS TESTED BY INDUCTIVELY COUPLED PLASMA.

IRON	COPPER	NICKEL	CHROME	SILVER	MAGNESIUM	ALUMINUM	LEAD	BERYLLIUM	OTHER

FILTER WEIGHT _____ mg

TAN _____ mg KOH/G

FLASHPOINT °C _____

FILTER CONTENT

	STST	CBST	ALST	M-50	COPPER	SILVER	MAGNESIUM	ALUMINUM	GRIT	MISC.
AMT.										
TYPE										
FORM										

REMARKS: _____

EVALUATION

- NORMAL
- RECOMMENDED THAT AN ADDITIONAL SAMPLE AND FILTER BE SUBMITTED FOR ANALYSIS WITHIN _____ ENGINE HOURS CSE _____
- CUSTOMER CONTACTED BY TELEPHONE ON _____

A 28117





JET-CARE INTERNATIONAL INC.
3 SADDLE ROAD, CEDAR KNOLLS, NJ 07927, USA
TELEPHONE: 973 292 9597 FAX: 973 292 3030

OIL/FILTER ANALYSIS

TPE331 TSE331 TFE731 ATF3

COMPANY DETAILS

SAMPLE INFORMATION

CONTRACT INFORMATION:

PLEASE CIRCLE ONE AND FILL IN CONTRACT NUMBER IF POSSIBLE

JSSI _____ MSP 3108E JETCARE _____

OWNER: STARFLITE AVIATION

ADDRESS: 9000 RANDOLPH

HOUSTON TX 77061

ATTENTION: DENNEY SARTRE

TELEPHONE: 713-644-4800

FACSIMILE: 713-644-8823

24HR EMERGENCY #: _____

JET-CARE INTERNATIONAL USE ONLY

DATE: _____

REF #: _____

AIRCRAFT: TYPE: 1124 S/N 363

TAIL#: 834G

ENGINE: MODEL: TFE 731-3 S/N P-77482

TIME: 8150.8 T.S.O./T.S.N. (C) CYCLES: 5795

SAMPLE DATE: 6 / 7 / 04
MONTH DAY YEAR

FILTER: ENGINE HOURS ON THIS FILTER: 139.7 HOURS

OIL: ENGINE HOURS SINCE LAST SAMPLE: 139.7 HOURS

AMOUNT OF OIL ADDED SINCE LAST SAMPLE: 0 QT

ENGINE HOURS SINCE LAST COMPLETE OIL CHANGE: 139.7 HOURS

OIL NOW IN USE IS: BRAND: MOBIL TYPE: 254

DID ALLIED SIGNAL RECOMMEND THIS SPECIFIC SAMPLING? YES/NO
 HAS THERE BEEN AN ENGINE FAILURE PRIOR TO THIS SAMPLING? YES/NO
 DESCRIBE ANY WORK ACCOMPLISHED ON OIL WETTED PARTS DURING THE SPAN OF THIS SAMPLING:

YES/NO
 YES/NO

FAX RESULTS TO:

Name: _____

Company: _____

FAX: _____

SAME AS ABOVE

SEND REPLACEMENT KIT TO:

Name/ Company: NEED MANY KITS

Address: _____

SAME AS ABOVE

OIL ANALYSIS - PARTS PER MILLION

ALL TEST ARE PERFORMED IN ACCORDANCE WITH "IN HOUSE" OR ASTM METHODS. WEAR ELEMENTS TESTED BY INDUCTIVELY COUPLED PLASMA.

IRON	COPPER	NICKEL	CHROME	SILVER	MAGNESIUM	ALUMINUM	LEAD	BERYLLIUM	OTHER

FILTER WEIGHT _____ mg

TAN _____ mg KOH/G

FLASHPOINT °C _____

FILTER CONTENT

	STST	CBST	ALST	M-50	COPPER	SILVER	MAGNESIUM	ALUMINUM	GRIT	MISC.
AMT.										
TYPE										
FORM										

REMARKS: _____

EVALUATION

NORMAL

RECOMMENDED THAT AN ADDITIONAL SAMPLE AND FILTER BE SUBMITTED FOR ANALYSIS
 WITHIN _____ ENGINE HOURS CSE _____

CUSTOMER CONTACTED BY TELEPHONE ON _____

A 32146



1. A)ing National Aviation Authority/Country: FAA/United States		2. AUTHORIZED RELEASE CERTIFICATE FAA Form 8130-3, AIRWORTHINESS APPROVAL TAG				3. Form Tracking Number: 10034048	
4. Organization Name and Address: HONEYWELL INTERNATIONAL - ENGINES, SYSTEMS & SERVICES (PC413) P.O. BOX 52181 PHOENIX, AZ 850722181 c/o HARDWARE PRODUCT GROUP 1405 W. 240TH ST. HARBOR CITY, CA 90710				5. Work Order/Contract/Invoice Number: 2804142 002			
6. Item:	7. Description:	8. Part Number:	9. Eligibility:*	10. Quantity:	11. Serial/Batch Number:	12. Status/Work:	
1	FILTER	3070945-1	TFE731-60-1C TFE731-20R-1B TFE731-40R-200G ***** CONTINUED *****	80 EA 51 EA	Lot# 0309020739 Cure: 2Q03 MLot:564197 Lot# 0309020774 Cure: 2Q03	NEW	
13. Remarks: EXPORT. DIRECT SHIPMENT AUTHORIZATION. Customer P.O. # 3878 It is hereby certified that (a) the parts and/or materials reflected herein were produced under Federal Aviation Administration approved manufacturing and quality control systems/methods as set forth in FAA Production Approval to manufacture issued to Honeywell International Inc. and (b) such parts and/or materials are in an airworthy condition. Direct ship authorization from the Production Approval Holder is on file.							
14. Certifies the items identified above were manufactured in conformity to: <input checked="" type="checkbox"/> Approved design data and are in a condition for safe operation. <input type="checkbox"/> Non-approved design data specified in Block 13.			19. <input type="checkbox"/> 14 CFR 43.9 Return to Service <input type="checkbox"/> Other regulation specified in Block 13 Certifies that unless otherwise specified in Block 13, the work identified in Block 12 and described in Block 13 was accomplished in accordance with Title 14, Code of Federal Regulations, part 43 and in respect to that work, the items are approved for return to service.				
15. Authorized Signature: <i>Angelina Penaloza</i>		16. Approval/Authorization No.: ODARF602216NM		20. Authorized Signature:		21. Approval/Certificate No.:	
17. Name (Typed or Printed): Angelina Penaloza		18. Date (m/d/y): 03/25/04		22. Name (Typed or Printed):		23. Date (m/d/y):	
User/Installer Responsibilities							
It is important to understand that the existence of this document alone does not automatically constitute authority to install the part/component/assembly.							
Where the user/installer performs work in accordance with the national regulations of an airworthiness different than the airworthiness authority of the country specified in Block 1, it is essential that the user/installer ensures that his/her airworthiness authority accepts parts/components/assemblies from the airworthiness authority of the country specified in Block 1.							
Statements in Blocks 14 & 19 do not constitute installation certification. In all cases, aircraft maintenance records must contain an installation certification issued in accordance with the national regulations by the user/installer before the aircraft may be flown.							

1. Approving National Aviation Authority/Country: FAA/United States	2. AUTHORIZED RELEASE CERTIFICATE FAA Form 8130-3, AIRWORTHINESS APPROVAL TAG	3. Form Tracking Number: 10034048
--	---	--------------------------------------

4. Organization Name and Address: HONEYWELL INTERNATIONAL - ENGINES, SYSTEMS & SERVICES (PC413) P.O. BOX 52181 PHOENIX, AZ 850722181 c/o HARDWARE PRODUCT GROUP 1405 W. 240TH ST. HARBOR CITY, CA 90710	5. Work Order/Contract/Invoice Number: 2804142 002
--	---

6. Item:	7. Description:	8. Part Number:	9. Eligibility:*	10. Quantity:	11. Serial/Batch Number:	12. Status/Work:
			***** CONTINUED *****	47 EA	MLot:564206 Lot# 0309046662 Cure: 3Q03	
				58 EA	MLot:564206 Lot# 0309046663 Cure: 3Q03	

13. Remarks: EXPORT. DIRECT SHIPMENT AUTHORIZATION.

Customer P.O. # 3878

It is hereby certified that (a) the parts and/or materials reflected herein were produced under Federal Aviation Administration approved manufacturing and quality control systems/methods as set forth in FAA Production Approval to manufacture issued to Honeywell International Inc. and (b) such parts and/or materials are in an airworthy condition. Direct ship authorization from the Production Approval Holder is on file.

14. Certifies the items identified above were manufactured in conformity to: <input checked="" type="checkbox"/> Approved design data and are in a condition for safe operation. <input type="checkbox"/> Non-approved design data specified in Block 13.	19. <input type="checkbox"/> 14 CFR 43.9 Return to Service <input type="checkbox"/> Other regulation specified in Block 13 Certifies that unless otherwise specified in Block 13, the work identified in Block 12 and described in Block 13 was accomplished in accordance with Title 14, Code of Federal Regulations, part 43 and in respect to that work, the items are approved for return to service.
---	---

15. Authorized Signature: <i>Angelina Penalosa</i>	16. Approval/Authorization No.: ODARF602216NM	20. Authorized Signature:	21. Approval/Certificate No.:
17. Name (Typed or Printed): Angelina Penalosa	18. Date (m/d/y): 03/25/04	22. Name (Typed or Printed):	23. Date (m/d/y):

User/Installer Responsibilities

It is important to understand that the existence of this document alone does not automatically constitute authority to install the part/component/assembly.

Where the user/installer performs work in accordance with the national regulations of an airworthiness different than the airworthiness authority of the country specified in Block 1, it is essential that the user/installer ensures that his/her airworthiness authority accepts parts/components/assemblies from the airworthiness authority of the country specified in Block 1.

Statements in Blocks 14 & 19 do not constitute installation certification. In all cases, aircraft maintenance records must contain an installation certification issued in accordance with the national regulations by the user/installer before the aircraft may be flown.

1. Approving National Aviation Authority/Country: FAA/UNITED STATES	2. AUTHORIZED RELEASE CERTIFICATE FAA Form 8130-3, AIRWORTHINESS APPROVAL TAG	3. Form Tracking Number: 131389
---	--	--

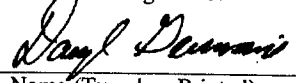
4. Organization Name and Address: 8130dwg HONEYWELL INTERNATIONAL - ENGINES & SYSTEMS (PC413) P.O. BOX 52181, PHOENIX, AZ 85072-2181 C/O KAPCO 3101 E. Enterprise, Brea, CA 92821 (PQ1383NM)	5. Work Order/Contract/Invoice Number: 867818-01
--	---

6. Item:	7. Description:	8. Part Number:	9. Eligibility: *	10. Quantity:	11. Serial/Batch Number:	12. Status/Work:
5	PACKING	S9413-036	ALF502R-3	2753	71620-02	NEW

13. Remarks: "DIRECT SHIPMENT AUTHORIZATION"

* EXPORT-PRODUCED UNDER LICENSING *
* AGREEMENT FROM THE TC HOLDER. *

14. Certifies the items identified above were manufactured in conformity to: <input checked="" type="checkbox"/> Approved design data and are in a condition for safe operation. <input type="checkbox"/> Non-approved design data specified in Block 13.	19. <input type="checkbox"/> 14 CFR 43.9 Return to Service <input type="checkbox"/> Other regulation specified in Block 13 Certifies that unless otherwise specified in Block 13, the work identified in Block 12 and described in Block 13 was accomplished in accordance with Title 14, Code of Federal Regulations, part 43 and in respect to that work, the items are approved for return to service.
---	--

15. Authorized Signature: 	16. Approval/Authorization No.: ODARF602216NM	20. Authorized Signature:	21. Approval/Certificate No.:
17. Name (Typed or Printed): DARYL GERMAINE	18. Date (m/d/y): 02/18/04	22. Name (Typed or printed):	23. Date (m/d/y):

User/Installer Responsibilities

It is important to understand that the existence of this document alone does not automatically constitute authority to install the part/component/assembly. Where the user/installer performs work in accordance with the national regulations of an airworthiness authority different than the airworthiness authority of the country specified in Block 1, it is essential that the user/installer ensures that his/her airworthiness authority accepts parts/components/assemblies from the airworthiness authority of the country specified in Block 1.

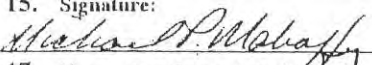
Statements in Blocks 14 and 19 do not constitute installation certification. In all cases, aircraft maintenance records must contain an installation certification issued in accordance with the national regulations by the user/installer before the aircraft may be flown.

1. Approv National Aviation Authority/Country FAA/United States	AUTHORIZED RELEASE CERTIFICATE FAA FORM 8130-3, AIRWORTHINESS APPROVAL TAG	3. FORM TRACKING NUMBER: MMWF1353
---	--	---

4. ORGANIZATION: WESTERN FILTER CORP. 26235 TECHNOLOGY DR. VALENCIA, CA. 91355	5. WORK ORDER, CONTRACT, OR INVOICE NUMBER 226502
--	---

6. ITEM	7. DESCRIPTION	8. PART NUMBER	9. ELIGIBILITY	10. QUANTITY	11. SERIAL / BATCH NO.	12. STATUS / WORK
1	FILTER ELEMENT, OIL	FAA-PMA WFC P/N: 334504WFC P/N: 3070945-1	ALLIED SIGNAL, INC. ENGINE MODEL(S): TFE731-2, -2A, -2B, -2BR, -3, -3A, -3AR, -3B, -3BR, -3C, -3CR, -3D, -3DR, -3R, -5, -5A, -5AR, -5B, -5BR, -5R -----TBV-----	200	N/A	NEW

13. REMARKS: AIRWORTHINESS APPROVAL 334504WFC REV. A, 1/12/96, LOT # 365260 CURE DATE: 3Q03, LOT # 564690 CURE DATE: 2Q03, "THIS PMA PART IS NOT A CRITICAL COMPONENT" -----
-----END-----

14. Certifies the items identified above were manufactured in conformity to: <input checked="" type="checkbox"/> Approved design data and are in a condition for safe operation. <input type="checkbox"/> Non-approved design data specified in Block 13	19. <input type="checkbox"/> 14 CFR 43.9 Return to Service <input type="checkbox"/> Other regulation specified in Block 13 Certifies that unless otherwise specified in Block 13, the work identified in Block 12 and described in Block 13 was accomplished in accordance with Title 14, Code of Federal Regulations, part 43 and in respect to that work, the items are approved for return to service.
15. Signature: 	16. FAA Authorization No.: DMIR636119NM
17. Name (typed or printed) MICHAEL P. MAHAFFY	18. Date: October 15, 2003
20. Authorized Signature:	21. Certificate Number:
22. Name (typed or printed):	23. Date:

User / Installer Responsibilities

It is important to understand that the existence of this document alone does not automatically constitute authority to install the part/component/assembly.

Where the user/installer performs work in accordance with the national regulations of an airworthiness authority different than the airworthiness authority of the country specified in Block 1, it is essential that the user/installer ensures that his/her airworthiness authority accepts parts/components/assemblies from the airworthiness authority of the country specified in Block 1.

Statements in Blocks 14 and 19 do not constitute installation certification. In all cases, aircraft maintenance records must contain an installation certification issued in accordance with the national regulations by the user/installer before the aircraft may be flown.

FAA Form 8130-3 (6-01) * Installer must cross-check eligibility with applicable technical data

CERTIFIED COPY

NSN: 0052-00-012-9005

Table 603.1. [All Except 2A, 3-1J] Routine Periodic Inspection Record Form

AIRCRAFT SERIAL NO. _____	DATE _____	
ENGINE SERIAL NO. _____	TOTAL ENGINE OPERATING HOURS _____	
150 HOUR INSPECTION <i>(Refer to Table 603)</i>	MECHANIC	INSP
Oil and Filter Analysis	_____ <i>✓</i>	_____
Chip Detector	_____ <i>✓</i>	_____
[Pre SB TFE731-72-3124, Pre SB TFE731-72-3128] Accessory Drive Splines – Starter/Generator and Alternator Drive Splines	_____ <i>N/A Post SB</i>	_____
Deleted	_____	_____
300 HOUR INSPECTION <i>(Refer to Table 603)</i>	_____	_____
[Pre SB TFE731-72-3124, Pre SB TFE731-72-3128] Accessory Drive Splines – Starter/Generator and Alternator Drive Splines	_____	_____
Fan Rotor Assembly Blades	_____	_____
600 TO 800 HOUR INSPECTION <i>(Refer to Table 603)</i>	_____	_____
Electrical Wiring and Connections	_____	_____
Plumbing Lines and Connections	_____	_____
[Pre SB TFE731-74-3006] Igniter Plugs and Lead Terminals	_____	_____
[Pre SB TFE731-74-3006] Ignition System	_____	_____
Fuel Filter Element	_____	_____

Table 603.1. [All Except 2A, 3-1J] Routine Periodic Inspection Record Form

AIRCRAFT SERIAL NO. _____ DATE _____
ENGINE SERIAL NO. _____ TOTAL ENGINE OPERATING HOURS _____

150 HOUR INSPECTION

(Refer to Table 603)

Oil and Filter Analysis

Chip Detector

[Pre SB TFE731-72-3124, Pre SB
TFE731-72-3128] Accessory Drive
Splines - Starter/Generator and
Alternator Drive Splines

Deleted

300 HOUR INSPECTION

(Refer to Table 603)

[Pre SB TFE731-72-3124, Pre SB
TFE731-72-3128] Accessory Drive
Splines - Starter/Generator and
Alternator Drive Splines

Fan Rotor Assembly Blades

600 TO 800 HOUR INSPECTION

(Refer to Table 603)

Electrical Wiring and Connections

Plumbing Lines and Connections

[Pre SB TFE731-74-3006] Igniter Plugs
and Lead Terminals

[Pre SB TFE731-74-3006] Ignition System

Fuel Filter Element

MECHANIC

INSPE

AM

AM

Post SB

Fly with the Best

UNITED BATTERIES AND ACCESSORIES, INC.

7762 Braniff

Houston, TX 77061

Phone: 713-991-9111 • Fax: 713-991-9117

F.A.A. C.R.S. No. U9BR618Y

FORM #9016

SERVICEABLE PART

Customer <i>STAR FUTE</i>		Make <i>MARATHON 28-5113</i>
Nomenclature	Part No. <i>38451-004</i>	Serial No. <i>NA</i>

Work Accomplished

Overhauled
 Bench Checked
 Repaired

Other (Explain) _____

MAINTENANCE RELEASE

THE AIRCRAFT AND / OR COMPONENT IDENTIFIED ABOVE WAS INSPECTED IN ACCORDANCE WITH CURRENT REGULATIONS OF THE FEDERAL AVIATION ADMINISTRATION AND IS APPROVED FOR RETURN TO SERVICE. PERTINENT DETAILS ARE ON FILE AT THIS REPAIR STATION.

UNDER WORK ORDER NO. *7068*

Signed *Center Brown* Date *6-7-04*

Fly with the Best

UNITED BATTERIES AND ACCESSORIES, INC.

7762 Braniff

Houston, TX 77061

Phone: 713-991-9111 • Fax: 713-991-9117

F.A.A. C.R.S. No. U9BR618Y

FORM #9016

SERVICEABLE PART

Customer <i>STAR 711E</i>		Make <i>Jet PS823B</i>
Nomenclature	Part No. <i>SD1-1075-02</i>	Serial No. <i>4935</i>

Work Accomplished

Overhauled

Bench Checked

Repaired

Other (Explain) _____

MAINTENANCE RELEASE

THE AIRCRAFT AND / OR COMPONENT IDENTIFIED ABOVE WAS INSPECTED IN ACCORDANCE WITH CURRENT REGULATIONS OF THE FEDERAL AVIATION ADMINISTRATION AND IS APPROVED FOR RETURN TO SERVICE. PERTINENT DETAILS ARE ON FILE AT THIS REPAIR STATION.

UNDER WORK ORDER NO. _____

7069

Signed _____

Carter Brown

Date _____

6-7-04

STARFLITE MANAGEMENT GROUP

Maintenance and Discrepancy Log

N 83 SG Month Apr L. 04

Disc No	Date	Initials	Action
1	3-31	SM	2 POINTS FOUND LOOSE. BOLTS REMOVED AND CHECKED FOR WEAR. NEW BOLTS INSTALLED AND OPS CHECKED SERVICABLE
			RH MILLERON HAS SOME FREE PLAY IN PUGH PULL RODS
			Sign <i>[Signature]</i> Cert A/P 2618848 Date 3-31-04
			TT: Defer Category
			TC: Sign Cert Date
2	3-31	SM	ALL ELEVATOR BOLTS CHECKED AND TORQUED IAW 27-30-00 OF M.M. AND SAFETIED.
			LH + RH ELEVATOR HINGE BOWDING WIRES FOUND LOOSE.
			Sign <i>[Signature]</i> Cert A/P 2618848 Date 3-31-04
			TT: Defer Category
			TC: Sign Cert Date
3	3-25	DH	C/W A+B inspection IAW MEG's Maint. Manual
			inspection
			Sign <i>[Signature]</i> Cert A/P 2688256 Date 04-1-04
			TT: Defer Category
			TC: Sign Cert Date

1.5
2.0
1.0
DCS
32.0
4D
38.0
SL
11.00
8.55m
BP
10.0
04

RII
QC-3

RII
QC-3

RII
QC-3

8498.3

0117

B
L
O
C
K

STARFLITE MANAGEMENT GRP
9000 RANDOLPH
ATTN: DEAN KOBZA

HOUSTON TX USA
77061

F
R
O
O
M

GULFSTREAM-APPLETON
W6355 ATLANTIS DRIVE

APPLETON WI USA
54914-9190
PHONE: 920-735-7000
FAX: 920-735-7108

S
H
I
P
T
O

STARFLITE MANAGEMENT GRP
9000 RANDOLPH ROAD

HOUSTON TX USA
77061

KC REP: BUCHKO, STACEY
CARRIER: FEDEX PRIORITY OVERNIGHT
CARRIER ACCT:
FRT TERMS: PREPAY AND BILL CUSTOMER
FOB POINT: Shipping Point
WAYBILL: 632235809479
SHIP DATE: 04/06/04 FRT CHR: 8.03

CONTACT: MIKE
HAZARDOUS: N

PHONE: (713) 644-1128
CUSTOMER PO NO.: N83SG

Line	Qty Ordered	Qty Shipped	Back Ordered	UM Part Number	Description
0002	1	1	0	EA 833043-507	RELAY
					MSDS: N
Customer PO: N83SG <i>SN 341</i>					
Condition: New					
Sale Type: Outright Basis					

Notes:

PLEASE REMEMBER TO CALL US TOLL FREE AT 1-866-271-GDAS (4327) FOR ALL YOUR CORPORATE AIRCRAFT PARTS REQUIREMENTS. WE ARE AVAILABLE 24 HOURS A DAY/7 DAYS A WEEK/52 WEEKS A YEAR.

RADOME TO RUDDER SPARES SUPPORT SPECIALIZING IN CHALLENGER, FALCON, HAWKER, GULFSTREAM, AND WESTWIND AIRCRAFT.

ROTABLES AND CONSUMABLES FOR ALL YOUR AIRFRAME, AVIONICS, ENGINE, AND APU REQUIREMENTS.

GROUND SUPPORT EQUIPMENT, SHOP SUPPLIES, INTERIOR COMPLETION ITEMS, AND CUSTOMER PROPERTY REPAIR.

ALL STANDARD STOCK ITEMS RETURNED WITH APPROVAL WILL BE SUBJECT TO A 10% RESTOCKING FEE. RETURN REQUEST FOR SPECIAL ORDER ITEMS WILL BE DEALT WITH ON AN INDIVIDUAL BASIS. ALL ORINGS, SEALS AND GASKETS NOT IN ORIGINAL MANUFACTURERS PACKAGING, AND ALL STANDARD HARDWARE WILL NOT BE ELIGIBLE FOR RETURN. ANY ITEM RETURNED FOR CREDIT WITHOUT ALL ORIGINAL ACCOMPANYING DOCUMENTATION (i.e. 8130-3 tags) WILL NOT BE ACCEPTED. ALL RETURN MATERIAL TRANSPORTATION IS THE RESPONSIBILITY OF THE PURCHASER.

CERTIFICATION OF CONFORMANCE

GDAS03PF

Seller hereby certifies or has on file its supplier's certification, that the part and/or components identified on this shipper meet the conditions of this sales order. Seller further certifies, or has on file its supplier certification, that these were determined to be in conformance with applicable specifications and are considered to be in compliance. Where the production parts and components set forth herein are to be shipped outside the United States, Seller or Seller's manufacturer or supplier certifies that such parts and components comply with production requirements.

BY: *[Signature]* Sales Order Number _____ I acknowledge that I have received the above parts and/or services in good condition.
Authorized Signature
SHIPPED BY: *[Signature]* RECEIVED BY: _____
CUSTOMER'S ORDER IS ACCEPTED IN ACCORDANCE WITH THE PROVISIONS SET FORTH HEREIN AND ON THE REVERSE SIDE.

STARFLITE MANAGEMENT GROUP

Maintenance and Discrepancy Log

N 8356 Month _____

Disc No	Date	Initials	Action	Sign	Cert	Date
4	4-5		clw preflight insp serviced O ₂ to 1,800 psi.	Sean Lynch	AP2668256	4-5-04
			preflight acct			
TT:			Defer	Category		
TC:			Sign	Cert	Date	
5	5-3-04	OK	clw LH & RH pylon insp. IAW Mfg's mant.	Sean Lynch	AP2668256	5-4-1-04
			Engine Nacelle Pylon Insp.			
TT:			Defer	Category		
TC:			Sign	Cert	Date	
6	5-3-04	OK	Replace Antenna & Replace by Joseph E. Linton	Joseph E. Linton	2136600004	4-6-04
			Check ADF Ops CLR OC			
TT:			Defer	Category		
TC:			Sign	Cert	Date	

1.5_{re}

3.0

6.0

A O F

8356

Antenna

1. Approving National Aviation Authority/Country: FAA/UNITED STATES	2. AUTHORIZED RELEASE CERTIFICATE FAA Form 8130-3, AIRWORTHINESS APPROVAL TAG	3. Form Tracking Number: W5F385
---	--	---

4. Organization Name and Address: Rockwell Collins Inc. Collins Avionics Service Center 5159 Southridge Parkway Atlanta, GA 30349 (HB4R226M)	5. Work Order/Contract/Invoice Number: R/E POOL
---	--


6. Item:	7. Description:	8. Part Number:	9. Eligibility: *	10. Quantity:	11. Serial/Batch Number:	12. Status/Work:
1	ANT60A	622-2363-001	N/A	1	17493	OVERHAULED

13. Remarks:

Serviced IAW EO # N/A.
 S.B.s installed: N/A.
 CW A.D.: N/A.
 Tested Per: 523-0766194-007118

Refer to attached Service Memorandum (referenced in block 3 above) for service details.
 Air Data products have been tested and inspected and found to comply with F.A.R. 91-411 (Ref Part 43 App. E).
 ATC transponders have been tested and inspected and found to comply with F.A.R. 91-413 (Ref Part 43 App. F).
 "Certifies that the work specified in block 12/13 was carried out in accordance with JAR 145 and with respect to that work the aircraft component is considered ready for release to service under JAA Acceptance Certificate Number: JAA.4333."

14. Certifies the items identified above were manufactured in conformity to: <input type="checkbox"/> Approved design data and are in a condition for safe operation <input type="checkbox"/> Non-approved design data specified in Block 13.	19. <input checked="" type="checkbox"/> 14 CFR 43.9 Return to Service <input checked="" type="checkbox"/> Other regulation specified in Block 13 Certifies that unless otherwise specified in Block 13, the work identified in Block 12 and described in Block 13 was accomplished in accordance with Title 14, Code of Federal Regulations, part 43 and in respect to that work, the items are approved for return to service.
---	--

15. Authorized Signature:	16. Approval/Authorization No.:	20. Authorized Signature: 	21. Approval/Certificate No.: HB4R226M
17. Name (Typed or Printed):	18. Date (m/d/y):	22. Name (Typed or Printed): GEORGE T. WARD	23. Date (m/d/y): 10/24/2002

User/Installer Responsibilities

It is important to understand that the existence of this document alone does not automatically constitute authority to install the part component assembly.

Where the user/installer perform work in accordance with the national regulations of an airworthiness authority different than the airworthiness authority of the country specified in Block 1, it is essential that the user/installer ensures that his/her airworthiness authority accepts parts/components/assemblies from the airworthiness authority of the country specified in Block 1.

Statements in Blocks 14 and 19 do not constitute installation certification. In all cases, aircraft maintenance must contain an installation certification in accordance with the national regulations by the user/installer before the aircraft may be flown.

Preliminary Inspection Results:
NO FINDINGS

Preliminary Inspection Performed.....: 10/24/2002 By: G L LEVY
Hidden Damage Inspection Performed: N/A By: . N/A

Tested By.: G L LEVY
Tested Per: 523-0766194-007118

This Article Certified Airworthy By...: G. T. WARD
FAA Repairman Certificate Number: 2358699

Have All Airworthiness Directives Issued Against This Product Been Complied With?
No Air Directives Have Been Issued Against This Product.

RECEIPT INFORMATION:

Date Received By Collins: 10/22/2002
Receiving Location: ATLANTA
Delivered By.....: FEDEX P2
Waybill Number.....: 3434842354
Prepaid/Collect.....: 3RD PARTY
Insured.....: NO

SHIPPING INFORMATION:

Date Shipped.....: 10/24/2002
Shipped By.....: H/C TO RENTAL/EXCHANGE
Waybill Number:
Prepaid/Collect.: N/A
Insured.....: NO

SHIPPING MARKS:

FOR CAS RENTAL/EXCHANGE POOL

Serviced By:

ROCKWELL COLLINS SERVICE CENTER
5159 SOUTHRIDGE PARKWAY
ATLANTA, GEORGIA 30349-5966
FAA REPAIR STATION CERT. #HB4R226M
FAX (770) 991-7263

This appliance and/or component was repaired and inspected in accordance with current Regulations of the Federal Aviation Administration and is approved for return to service. Pertinent details of the repair are on file at this agency under Service Order Number: W5F385

For Questions Regarding This
Service Work, Please Contact:
CUSTOMER SERVICE (770)991-7200

THIS IS NOT A BILL -
THIS SERVICE WORK IS COVERED BY WARRANTY

Collins Avionics Service Centers are in compliance with the FAA Anti-Drug Program for personnel engaged in specified aviation activities, under the Regional Airline Association, Aviation Associates Anti-Drug Consortium, FAA approved plan number E-EA-00111-U [D-CE-011].

DEFECTIVE/FAILED PARTS REPLACED:

Part Number	Description	Circuit Symbol
623-9614-001	GASKET	GASKET

Ship To:
COLLINS AVIONICS SERVICE CENTER
5159 SOUTHRIDGE PARKWAY
ATLANTA, GEORGIA 30349-5966

Bill To:
RENTAL/EXCHANGE POOL-FRANK KUBECKA
ROCKWELL COLLINS CAS R/E POOL)
400 COLLINS ROAD N.E.
CEDAR RAPIDS, IOWA 52498

Customer: Page 1
RENTAL/EXCHANGE POOL -FRANK KUBECKA
COLLINS GENERAL AVIATION DIVISION
400 COLLINS ROAD N.E.
CEDAR RAPIDS, IOWA 52498

	Incoming Equipment Info	Outgoing Equipment Info
Equipment Type.....:	ANT60A	ANT60A
Part Number.....:	622-2363-001	622-2363-001
Serial Number.....:	17493	17493
Description.....:	ANT-60A, ANTENNA	ANT-60A, ANTENNA

Customer Part Number.....:
Customer Serial Number.....:

SERVICE DATA:

Customer Complaint/Instructions:
ARCING

Description Of What Was Wrong With The Equipment:
PAINT DAMAGE

Complaint Verified: NO Were There Any Defects Found? YES

Description Of Service Work Performed:
RECONDITIONED
UNIT CHECKS GOOD PER CMM
UNIT MEETS/EXCEEDS OVERHAUL SPEC

Service Bulletins Installed This Return: NONE,

Service Bulletins Previously Installed: NONE,

Customer P.O. Number.....: DUNCAN
Contract Number.....:
Collins Service Order Number...: W5F385
Customer Reject Paper Number:
Removed At Gateway.....:
Aircraft Type.....:
Position.....:
Aircraft Serial Number.....:
Aircraft Tail Number.....: 212LD

STARFLITE MANAGEMENT GROUP

Maintenance and Discrepancy Log

N 83 SG Month April '04

Disc No	Date	Initials	Action	Sign	Cert	Date
7	4-7		installed relay PN 833043-507 SN 341 to replace one removed & used on 215F ops check good	Sean Lynch	AP2688256	4-7-04
			install RH gen. relay			

TT:	8501.8		Defer			Category
TC:	6119		Sign			Date
Disc No	Date	Initials	Action	Sign	Cert	Date
8	4-12	DRS	AD 2003-11-07 PREVIOUSLY COMPLIED WITH IN THE INCORPORATION OF SB 1124-35-137 INSTALLED KIT # GAC 27550-3 DATED DEC 21/02 8074.2 HRS 5811 CYCLES.	[Signature]	AP 26188418	4-13-04
			Q/w AD # 2003-11-07 oxy shut off valve			

TT:			Defer			Category
TC:			Sign			Date
Disc No	Date	Initials	Action	Sign	Cert	Date
9	4-12	DRS	C/w AD per SB-1124-27-129 Removed ^{tubes} & measured wear. Found within limits. NEXT INSP. DUE IN 600 HRS.	[Signature]	AP 2698692	4/13/04
			Q/w AD 96-24-11 A/B push-pull tube. SB 1124-27-129 push pull tube.			

TT:	85244		Defer			Category
TC:	6117		Sign			Date

2.5
6.0

2.0

3.0

STARFLITE MANAGEMENT GROUP

Maintenance and Discrepancy Log

N 83 SG Month April 04

Disc No	Date	Initials	Action
10	4-12	DES	removed Fire ext. For servicing PN 32700004 SN 02429C1 & installed same PN & SN
C/W Hydro R/H			
ENG. Fire Ext.			
Bottle SW			
# 32700004			
Sign <i>[Signature]</i>			Cert AP268256 Date 4-26-04
TT: Defer			Category
TC: Sign			Cert Date
Disc No	Date	Initials	Action
11	4-12	DES	VISUALLY INSPECTED FWD + AFT CABIN FIRE BOTTLES AND FOUND OK.
C/W Fwd + Rear portable cabin Five Bottle Visual			
Sign <i>[Signature]</i>			Cert AP2698692 Date 4/13/04
TT: Defer			Category
TC: Sign			Cert Date
Disc No	Date	Initials	Action
12	4-12	DES	#2 ENGINE OIL CHANGE CARRIED OUT AT 8450.3 ENGINE HOURS
C/W ENGINE OIL Change R/H mobil-254			
Sign <i>[Signature]</i>			Cert AP 26188418 Date 4-13-04
Dve. 8466.9			
TT: Defer			Category
TC: Sign			Cert Date

5.0
6.0

1.0

2.5

1. Approving National Aviation Authority/Country: FAA/United States	2. AUTHORIZED RELEASE CERTIFICATE FAA FORM 8130-3, AIRWORTHINESS APPROVAL TAG	3. Form Tracking Number: AH29404
---	--	--

4. Organization Name and Address: Shoreline dba Safetech 8305 Monroe Road Houston, TX 77061	5. Work Order/Contract/ Invoice Number N83SG
---	--


6. Item	7. Description	8. Part No	9. Eligibility*	10. Qty	11. Serial/Batch No	12. Status/Work
1.	FIRE EXTINGUISHER	32700004	N/A	1	02429C1	OVERHAULED

13. Remarks

CLEANED & INSPECTED, HYDROTESTED IAW D.O.T. EXEMPTION E-7945, OVERHAULED, FILLED, LEAK CHECKED, WEIGHT CHECKED (7.94 lbs INCLUDING CARTRIDGES), PER MFG's CMM 26-20-202 REVISION 2

LAST HYDROTEST: 04/04
NEXT HYDROTEST DUE: 04/09
SPHERE MFG. DATE: 10/80
SPHERE EXP. DATE: N/A
CARTRIDGE LOT# L-12 MFG. DATE: 09/00 EXP. DATE: 09/08

14. Certifies the items identified above were manufactured in conformity to: <input type="checkbox"/> Approved design data and are in a condition for safe operation. <input type="checkbox"/> Non-approved design data specified in Block 13.	19. <input checked="" type="checkbox"/> 14 CFR 43.9 Return to Service <input type="checkbox"/> Other regulation specified in Block 13 Certifies that unless otherwise specified in Block 13, the work identified in Block 12 and described in Block 13 was accomplished in accordance with Title 14, Code of Federal Regulations, part 43 and in respect to that work, the items are approved for return to service.
--	--

15. Authorized Signature:	16. Approval/Authorization No	20. Authorized Signature: 	21. Approval/Certificate No: WV1R599K
17. Name (Typed or Printed):	18. Date (m/d/y):	22. Name (Typed or Printed): J. A. CARMAN	23. Date (m/d/y): 04/23/2004

User/Installer Responsibilities

It is important to understand that the existence of this Document alone does not automatically constitute authority to install the part/component/assembly.

Where the user/installer work in accordance with the national regulations of an Airworthiness Authority different than the Airworthiness Authority of the country specified in block 1 it is essential that the user/installer ensures that his/her Airworthiness Authority accepts parts/components/assemblies from the Airworthiness Authority of the country specified in block 1.

Statements in block 14 and 19 do not constitute installation certification. In all cases aircraft maintenance records must contain an installation certification issued in accordance with the national regulations by the user/installer before the aircraft may be flown.

SHORELINE MARINE, INC. dba SAFETECH
8305 Monroe
Houston, Texas 77061
713-947-1115
FAA Repair Station WV1R599k

FIRE EXTINGUISHER WEIGHT SUMMARY

PART NUMBER 32700004 CUSTOMER Star Flight
SERIAL NUMBER 0242901 CONTAINER VOLUME 125 cu. in.
D.O.T. SPEC NO. E7945-100 W.O. NUMBER AH 29404

1. EMPTY CONTAINER (NAMEPLATE & FILL FITTING ATTACHED) 3.56 LBS
2. EMPTY CONTAINER (NAMEPLATE & FILL FITTING ATTACHED WITH CRADLE AND FILL FIXTURE ATTACHED) 4.01 LBS
3. EMPTY CONTAINER WITH FILL FIXTURE AND FREON SUPPLY HOSE ATTACHED. 4.02 LBS
4. DESIRE WEIGHT OF AGENT 4.00⁺¹⁰₋₀ LBS
5. DESIRED CHARGED WEIGHT OF CONTAINER (Add line item 2 with line item 4) 8.01 LBS
6. FILLED CONTAINER (FREON ONLY) WITH CRADLE AND FILL FIXTURE ATTACHED (HOSE DISCONNECTED) 8.11 LBS
7. AMBIENT TEMPERATURE 70° F
8. BOTTLE PRESSURE DESIRED AFTER NITROGEN CHARGE 600⁺⁴⁰₋₀ PSI
9. ACTUAL PRESSURE AFTER NITROGEN CHARGE 640 PSI
10. FILLED CONTAINER WITH CRADLE AND FILL FIXTURE ATTACHED AFTER NITROGEN CHARGE (HOSE DISCONNECTED) 8.24 LBS
11. CALCULATED FREON WEIGHT (Subtract line item 2 from line item 6) 4.10 LBS
12. CALCULATED NITROGEN WEIGHT (Subtract line item 6 from line item 10) 0.13 LBS
- 13a. SWIVEL, CARTRIDGE, GROUNDING LUG, SAFETY WIRE, ~~CONE SCREEN, INSPECTION TAG & GASKET~~ 0.15 LBS
- 13b. CARTRIDGE JUNCTION BOX ASSEMBLY BANJO ASSEMBLY & INSPECTION TAG (GRAVINER) N/A LBS
14. CALCULATED CONTAINER GROSS WEIGHT (Add line items 1, 4, 12, and 13) 7.84 LBS
15. ACTUAL CONTAINER GROSS WEIGHT 7.94 LBS

HYDROTEST DATE: 04-23-04 WEIGHT TAKEN BY: [Signature]
WEIGHT CERTIFIED BY: [Signature] GAUGE PRESSURE 640 PSI

SQUIB LOT NO.: 07224 L-12
DATE: 04-23-04

Shoreline dba Safetech

Houston Branch - FAA WV1R599K
8305 Monroe Road
Houston, TX 77061
713-947-1115 713-947-0593 (fax)

Work Order No: AH29404

Rec'd: 04/23/2004 **Date Shipped:** / / **Date Req'd:** 04/23/2004

Customer: STARFLITE MANAGEMENT GROUP
Account Code: CREDIT CARD-COD

Cust # 895
Customer P.O. # N83SG

Instructions: OVERHAUL-AOG

MFR: HTL

Part Description: FIRE EXTINGUISHER

Qty: 1

MFR.#: 32700004

Serial No: 02429C1

Additional Serial No: 54359A

Teardown Finding: HYDROTEST DUE

Corrective Action: CLEANED & INSPECTED, HYDROTESTED IAW D.O.T. EXEMPTION E-7945, OVERHAULED, FILLED, LEAK CHECKED, WEIGHT CHECKED (7.94 lbs INCLUDING CARTRIDGES), PER MFG's CMM 26-20-202 REVISION 2

Part Number	Description	Qty Order	Qty Issue	Price	Amount
SER-32700004	STD O/H FOR HTL FIREX ASSY# 32700004 & 32700004-1	1	1		
INSPECTION	CLEAN & INSPECT	1	1		
HYDRO-PLUG	HYDROTEST PLUG TYPE FIREX	1	1		
13004	O-RING - (MS28775-128)	2	2		
13024	O-RING - (MS28775-021)	2	2		
13026	O-RING (MS28775-007)	1	1		
13037	O-RING - (MS28778-4)	1	1		
13051	O-RING - (MS29512-10)	2	2		
50052-1	ENVIRONMENTAL WARNING DECAL - HALON AGENTS	1	1		
1301	HALON 1301 (CBrF3) (LB.) BROMOTRIFLOUROMETHANE	4.1	4.1		
LABOR-PLUG-HTL	LABOR FOR PLUG TYPE HTL FIREX	1	1		
AOG	***** AOG EXPEDITE FEE *****	1	1		

Date Completed: 04/23/2004

Tech: GW/DM

Inspector: J. A. CARMAN 

THE COMPONENT IDENTIFIED ABOVE IS APPROVED AIRWORTHY WITH RESPECT TO THE WORK PERFORMED.

STARFLITE MANAGEMENT GROUP

Maintenance and Discrepancy Log

N 83 SG Month APRIL 04

Disc No	Date	Initials	Action
13	4-13	JMG	PREFORMED PREFLIGHT TAW PREFLIGHT CHECKLIST.
PRE FLIGHT			
Sign <i>JMG</i>			Cert AWP 2615848 Date 4-13-07
TT: Defer			Category
TC: Sign			Cert Date
Disc No	Date	Initials	Action
14	4-13	SM	STATIC WICK BASE P/N 15347 REPLACED AND CONDUCTIVITY CHECKED WITHIN LIMITS.
RH STAB O/B STATIC WICK BASE BROKEN			
Sign <i>SM</i>			Cert AWP 2618848 Date 4-13-07
TT: Defer			Category
TC: Sign			Cert Date
Disc No	Date	Initials	Action
15	4-13		c/w soap sample serviced oil & leak checked c/w 150 & 300 h. Insp.
c/w RH eng soap sample 150hr Insp 300hr Insp			
Sign <i>Scott Lynch</i>			Cert AWP 268256 Date 4-13-07
TT: Defer			Category
TC: Sign			Cert Date

3.5
AW

1.5

1.5
1.0

SCHEDULED MAINTENANCE CHECKS - MAINTENANCE PRACTICES

1. General

- A. Prior to commencing inspection, disengage circuit breakers as required to prevent damage to aircraft systems or maintenance personnel.
- B. Record all flight crew complaints and inspection discrepancies on proper paper work.
- C. For Engine Periodic Inspection Requirements, reference Inspection / Check section of applicable AlliedSignal Aerospace Light Maintenance.
- D. Remove inspection plates, fairings and covers as required.
- E. Task may be omitted as scheduled maintenance requirement if an equivalent check/test is performed as part of the operators flight or ground crew preflight procedures.
- F. Before starting inspections, ensure that protective covering is installed over rugs and seat cushions and that all personnel entering aircraft remove shoes or wear wing socks.

Aircraft Owner _____

Serial No. 368 Registration No. N83FG

Left Engine Serial No. P77482 Right Engine Serial No. P77488

Aircraft Hours 8498.3 Landings 6117

Left Engine Hours 8092.6 Cycles 5743

Right Engine Hours 8444.2 Cycles 6018

Date Inspection Started 3.2.04 Completed 4.1.04

EFFECTIVITY: ALL

C. Wheel Bearings, Bearing Cups and Spacers.

- (1) Remove Bearings - clean and inspect.
- (2) Check Bearing, Cups and Spacers for galling.
- (3) Pack Bearings. Refer to 12-20-00, Maintenance Practices.
- (4) Install Nose Wheels - match marks aligned.

D. Check following items for general condition, tube integrity, cracks, corrosion, damage, chafing, security of attachment and leakage:

- (1) Check Strut for proper service and correct inflation. Refer to 12-10-04, Maintenance Practices.
- (2) Outer Strut Body. Perform Penetrant Inspection of Actuating Cylinder Attach Lug Root and Upper Bearing Retaining Nut Lock Screw Thread Area. Refer to 32-20-01, Inspection / Check.
- (3) Scissors and Bushings - wear (0.020 inch maximum clearance between bushing at knee-joint).
- (4) Drag Brace Upper and Lower Lugs and Fittings.
- (5) Bungee Cables.
 - (a) Condition.
 - (b) Dragbrace Downlock Tension Test. Refer to 32-20-02, Inspection / Check.
- (6) Retract Cylinder and Attach Points.
- (7) Inspect Steering Bracket Assemblies for cracks. Refer to 32-50-08, Inspection / Check.
 - (a) Upper Bracket Assembly (ES12970-7 or 2236.0200.000) and Lower Bracket Assembly (ES12970-6 or 2236.0300.000).

MECH	INSP	200	400	800
	R11 QC-2 R11	X		
	R11 QC-2	X		
	R11 QC-2	X		
	R11 QC-2	X		
	R11 QC-2			
			X	
N/A		Pre SB WW-24-28 - 300 hours. Post SB WW-24-28 - 1,200 hours.		
	R11 QC-2	X		
	R11 QC-2	X		
	R11 QC-2	X		
	N/A			X
	R11 QC-2	X		
	N/A			X

NEXT DUC
9498.2

EFFECTIVITY: ALL

- (b) Upper Bracket Assembly (A01-ES12970-7 or A01-2236.0200.000) and Lower Bracket Assembly (A01-ES12970-6 or A01-2236.0300.000).
 - (8) Trunnion Fittings.
 - (9) Nose Steering Cylinders and Attach Points.
 - (10) Nose Gear Centering Spring and Attach Points.
- NOTE:** With scissors connected, rotate strut left and right and check for smooth centering movement.
- (11) Nose Steering Linkage - Universal Joints.
 - (12) Nose Steering Control Valve.
 - (13) Nose Steering Control Cables and Pulleys.
 - (a) While rotating NLG from stop to stop, check cables for wear, fraying, strand breakage and security, especially at hidden pulley areas.
 - (b) Check Cable Tension. Minimum tension - 19 pounds Refer to 32-50-00, Adjustment / Test.
 - (c) Pulleys. Inspect for general condition, cleanliness and free movement.
 - (d) Cable Inspection. Refer to 32-50-07, Inspection / Check.
 - (e) Lubricate Cables. Refer to 12-20-00, Maintenance Practices.
 - (14) Gear Uplock Assembly.
 - (15) Gear Selector Valve.
 - (16) All Hydraulic Lines.
 - (17) Electrical Bundles, Microswitches, Wiring and Connections.
 - (18) Structure.
 - (19) Door Actuating Rods and Rod Ends.

MECH	INSP	200	400	800
N/A				1,600 hours NEXT DUE 8706.8
<i>CD</i>	<i>QC-2</i> <i>RII</i>	X		
<i>CD</i>	<i>QC-2</i>	X		
<i>CD</i>	<i>QC-2</i> <i>RII</i>	X		
<i>CD</i>	<i>QC-2</i> <i>RII</i>	X		
<i>CD</i>	<i>QC-X</i>			
<i>CD</i>	<i>QC-2</i> <i>RII</i>	X		
<i>CD</i>	<i>QC-2</i> <i>RII</i>	X		
<i>CD</i>	<i>QC-2</i>	X		
N/A				X
N/A				X
<i>CD</i>	<i>QC-2</i> <i>RII</i>	X		
<i>CD</i>	<i>QC-2</i> <i>RII</i>	X		
<i>CD</i>	<i>QC-2</i> <i>RII</i>	X		
<i>CD</i>	<i>QC-2</i> <i>RII</i>	X		
<i>CD</i>	<i>QC-2</i> <i>RII</i>	X		
<i>CD</i>	<i>QC-2</i> <i>RII</i>	X		
<i>CD</i>	<i>QC-2</i> <i>RII</i>	X		

EFFECTIVITY: ALL

- (20) Power Brake Valve and Parking Brake Linkage.
- (21) Perform Emergency Hydraulic Indicating System Hydraulic Fuse Functional Test. Refer to 29-30-06, Adjustment / Test.
- E. Lubricate Gear Assembly and Linkage. Refer to 12-20-00, Maintenance Practices.
- F. Upper and Lower Outer Strut Body Bearings - remove, clean, inspect and lubricate. Refer to 32-20-01, Removal / Installabon.
- G. Check the following items in and around nose compartment above nose wheel well for general condition, cracks, corrosion, damage, chafing, security of attachment and leakage:
- (1) Pitot Tubes and Lines.
 - (2) Drain Pitot / Static Drain Valves and Traps. Refer to 34-10-01, Maintenance Practices.
 - (3) Electrical Components, Wire Bundles, Windshield Heat Resistors and Terminal Strips.
 - (4) All Structure
 - (5) Oxygen Lines and Bottle Refer to 5-10-00, Maintenance Practices.
 - (6) Avionics Components and Shock Mounts.
 - (7) AC Inverters (forward or aft installation) and Cooling Fan.
 - (8) For aircraft equipped with Collins W-XR-300 Weather Radar - check Crystal Desiccant Bottle. Refer to 34-40-04, Adjustment / Test, Paragraph F, Desiccant Check.
- H. Radome
- (1) Condition and security.
 - (2) Static Discharge Diverter Strip Bonding. Refer to 23-60-00, Inspection / Check.

MECH	INSP	200	400	800
	QC-2		X	
N/A		1,200 hours or 3 years, whichever occurs first		
	R11 QC-1	X		
N/A		1,200 hours or 2 years, whichever occurs first		
	R11 QC-2			
		X		
	R11 QC-2	X		
	QC-2		X	
	R11 QC-2	X		
	R11 QC-2		X	
	R11 QC-2		X	
	R11 QC-2	X		
	R11 QC-2			
	R11 QC-2	X		
	R11 QC-2			
	R11 QC-2			

NEXT DUE
11-06-04
8973.7

NEXT DUE
9006

EFFECTIVITY: ALL

5-20-01

Page 204
Jan 31/2003

FUSELAGE - FORWARD PRESSURE BULKHEAD TO AFT PRESSURE BULKHEAD - MAINTENANCE PRACTICES

1. Fuselage - Forward Pressure Bulkhead to Aft Pressure Bulkhead

A. Instrument Panel - Check general condition:

- (1) Accessible Instruments, Hoses and Lines.
- (2) Accessible Electrical Wire Bundles and Connections.

B. Pressurization System - Check:

- (1) Accessible Hoses and Lines - condition.
- (2) Isobaric Valve safety wired in open position.
- (3) Clean Cabin Air Pressure Controller Air Filter. Refer to 21-30-01, Cleaning / Painting.
- (4) Replace Air Filter Element Cartridges.

C. Oxygen System - Check:

- (1) Crew Oxygen Masks.
 - For aircraft with EROS Mask and Regulator Assembly, refer to 35-00-00, Adjustment / Test, Paragraph 2A and 2B.
 - For aircraft with Puritan Bennett Mask and Regulator, ref. 35-00-00, Adjustment / Test, Paragraph 2A.
- (2) Passenger Oxygen Supply System Test - Refer to 35-00-00, Adjustment / Test.

D. Windshield, Windows and Pilot Openable Window.

- (1) Delamination, scratches, cracks, seal and latch.

MECH	INSP	200	400	800
	87		X	
	87		X	
	87		X	
	87		X	
	N/A			X
	N/A			X
		DUE 600 hours or 1 year, whichever occurs first.		
	N/A			X
	87		X	

EFFECTIVITY: ALL

	MECH	INSP	200	400	800
I. Check operation of Fire Protection System. Refer to 26-00-00, Maintenance Practices, Paragraph 1A or 1B.	<i>SY</i>	R11 QC-2		X	
J. Battery Temperature System - Perform Functional Test of Battery Temperature and Warning System. Refer to 24-30-01, Maintenance Practices.	<i>SY</i>	R11 QC-2	X		
K. Check all Internal and External Lights including Cockpit 'Press-to-Test' Lights.	<i>SY</i>	R11 QC-2	X		
L. Remove covers from the following listed electrical boxes and check inside for cleanliness, safety and condition of electrical parts.					
(1) Forward Relay Box (below copilot seat).	<i>SY</i>	R11 QC-2		X	
(2) Fire Control Box (below pilot seat).	<i>SY</i>	R11 QC-2		X	
M. Seats, Mountings and Seat Belts - Condition.					
(1) Pilot.	<i>SY</i>	R11 QC-2		X	
(2) Copilot.	<i>SY</i>	R11 QC-2		X	
N. Rudder Pedals, Linkage and Bellcrank.					
(1) Brake Valve Linkages.	<i>SY</i>	R11 QC-2		X	
(2) Freedom of operation.	<i>SY</i>	R11 QC-2		X	
O. Cabin Entrance Door. Ref. 52-10-00, Inspection/Check.					
(1) Ease of operation.	<i>ME</i>	R11 QC-2	X		
(2) Door Hinges.	<i>ME</i>	R11 QC-2	X		
(3) Locking Mechanism.	<i>ME</i>	R11 QC-2	X		
(4) Door Seal condition.	<i>ME</i>	R11 QC-2	X		
(5) Clean and lubricate Door Seals - silicone lubricant recommended.	<i>ME</i>	R11 QC-2	X		
NOTE: Apply only a very light coat of lubricant; excessive lubricant will collect dirt and cause door seal leakage.	<i>ME</i>	R11 QC-1			
(6) Lubricate - Refer to 12-20-00, Maintenance Practices.	<i>ME</i>	R11 QC-2	X		

EFFECTIVITY: ALL

- (7) Door step - condition, operation and presence of stoppers.
- P. Passenger compartment - general condition and security.
- (1) Emergency light - check operation, security, cleanliness and connections. Check battery charge. Refer to 12-10-06, Maintenance Practices, Paragraph 3.
- NOTE: Every 200 hours or not to exceed 3 months or whenever the emergency lights have been operated from the emergency battery for more than 1 hour.
- (2) Refreshment bar, ice chest, galley coat closet, cabinets, tables, etc. for ease of operation and locking.
- (3) Seats and Seat Belts.
- (4) Oxygen, Reading Light, and Ventilating Air Console.
- (5) Windows - delamination, scratches and cracks.
- (6) Interior lights.
- (7) Emergency Exit.
- (a) Check Release Mechanism. (Pull release handle, but not necessary to remove exit from aircraft.)
- (b) Remove Exit - inspect seal and check operation of game tables for clearance.
- (8) Certificates.
- (9) Avionics components - security and connections.
- (10) Lavatory and Baggage Compartment - condition.
- (11) Lavatory Door- operation.
- (12) Check Portable Fire Extinguisher. Refer to 5-10-00, Maintenance Practices.

MECH	INSP	200	400	800
	R11 QC-2	X		
		X		
		X		
	R11 QC-1	X		
	R11 QC-1	X		
	R11 QC-1	X		
	R11 QC-1	X		
	R11 QC-1	X		
	R11 QC-1	X		
	R11 QC-1	X		
N/A				X
	R11 QC-1	X		
	R11 QC-1	X		
	R11 QC-1	X		
	R11 QC-1	X		
	R11 QC-1	X		
	R11 QC-1	X		

NEXT DUE
5-10-04

EFFECTIVITY: ALL

5-20-02

Q. Flight and Passenger Compartment:

- (1) Remove Flight and Cabin Compartment Seats, Divan, Seat Tracks and carpet as necessary to gain access to floor paneling. Thoroughly inspect under floor for corrosion, damage, wear, security, cleanliness and ensure that all under floor drain paths are clear of debris and sealant.
- (2) Flight Control System - Pulleys, Brackets, Guards, Bellcranks and Push-pull Rods - condition, operation and security of attachment.
- (3) Control Column Interconnect Cable.
 - (a) Condition and security. Refer to 27-00-00, Inspection / Check.
 - (b) Check Cable Tension. Refer to 27-00-00, Maintenance Practices, Table 2.
- (4) Flight Control Transition Cables between Fuselage Station 153 and Station 269.
 - (a) Condition and security. Refer to 27-00-00, Inspection / Check.
 - (b) Check cable tension. Refer to 27-00-00, Maintenance Practices, Table 2.
- (5) Lubricate Control System. Refer to 12-20-00, Maintenance Practices.
- (6) Lubricate Gustlock Mechanism. Refer to 12-20-00, Maintenance Practices.
- (7) Perform Aileron and Rudder Static Friction Test. Refer to 27-00-00, Maintenance Practices.
- (8) Engine Control Linkage and Teleflex Cable - condition, proper routing and security of clamps.
- (9) Plumbing - proper routing, chafing, tube integrity, condition and leaks.
- (10) Check general condition and security of Pressurization and Air Conditioning Components under cabin floor.

MECH	INSP	200	400	800
				X
				X
				X
				X
				X
				X
				X
				X
				X
				X
				X
				X

EFFECTIVITY: ALL

- (11) Inspect Structure under floor below galley and lavatory toilet installation for fluid leakage, corrosion, general condition and cleanliness.
- R. Standby Attitude Gyro - Check Standby Attitude Gyro Emergency Power Supply Unit condition every 200 hours or not to exceed 3 months or whenever the standby attitude gyro has been operated from the emergency power supply for more than 45 minutes. Refer to 34-20-09, Adjustment / Test, Paragraph 2A.
- S. Check the following for condition:
- Windshield Wipers.
- (1) Oxygen Thermal Discharge Disc.
 - (2) Fuselage Skin.
 - (3) Cabin Outflow and Safety Valves - condition and cleanliness.
 - (4) Static Sources.
 - (5) Drain Pitot and Static Valves and Traps. Refer to 34-10-01, Maintenance Practices.
 - (6) All Drain Holes and Accessible Fittings.
 - (7) Antennas - condition.
 - (8) Accessible Electrical Connections and Components - damage, tightness, chafing, fraying and cuts.
 - (9) Accessible Electrical Connections and Components - damage, tightness, chafing, fraying and cuts.

MECH	INSP	200	400	800
N/A				X
<i>[Signature]</i>	R11 QC	X		
<i>[Signature]</i>	R11 QC-2 R11	X		
<i>[Signature]</i>	R11-2 QC-2	X		
<i>[Signature]</i>	R11 QC-2	X		
<i>[Signature]</i>	R11 QC-2	X		
<i>[Signature]</i>	R11 QC-2	X		
<i>[Signature]</i>	R11 QC-2	X		
<i>[Signature]</i>	R11 QC-2	X		
<i>[Signature]</i>	R11 QC-2	X		

NEXT DUE
5-10-04



EFFECTIVITY: ALL

WING - MAINTENANCE PRACTICES

1. Wing























A. Wing Flap - general condition, security and cracks.

- (1) Skin and Rivets.
- (2) Attach Points:
 - (a) Inspect Hinges and Bearings. Refer to 27-50-00, Inspection / Check, Paragraph 2A.
 - (b) Inspection Hinges and Bearings. Refer to 27-50-00, Inspection / Check, Paragraph 2B., Steps (2), (3) and (4).
 - (c) Bonding Jumpers.
 - 1 Condition, fraying and security.
 - 2 Control Surface Bonding. 23-60-00, Inspection/Check.
- (3) Flexible Drive Shafts.
 - (a) Couple Nuts - security, routing, freeplay and structure clearance.
 - (b) Clean, inspect and lubricate. Refer to 27-50-00, Servicing.
- (4) Actuating Jacks - attach points, electrical connections, rigging and microswitch sliders.
- (5) Flap Position Transmitter Potentiometer - attach points and electrical connection.

LEFT		RIGHT		200	400	800
MECH	INSP	MECH	INSP			
	RII QC-2		RII QC-2			
				X		
	RII QC-2		RII QC-2			
				X		
	N/A		N/A			X
	RII QC-2		RII QC-2			
				X		
	RII QC-2		RII QC-2			
					X	
	RII QC-2		RII QC-2			
				X		
	N/A		N/A		1,200 hours	
	RII QC-2		RII QC-2			
				X		
	RII QC-2		RII QC-2			
				X		

NEXT DO
3750

EFFECTIVITY: ALL

	LEFT		RIGHT		200	400	800
	MECH	INSP	MECH	INSP			
(6) Check Flap Vane Segments - condition, failed or loose fasteners and security of attach plate. Ref. 27-50-00, Inspection/Check, para. 1.C.					X		
(7) Check Flap Vane Segments - separation of skin from honeycomb.							
(a) Visually inspect upper and lower surfaces for local bulging or looseness of skin.					X		
(b) Tap test by lightly tapping the skin with a coin or equivalent and comparing the sound at adjacent locations. Separation between skin and honeycomb core can readily be identified by a hollow sound compared to the response at solidly bonded areas. Ref. 27-50-00, Inspection/Check, para. B. (2), (3).							X
B. Flap System Time-Exceed Relay Check.							
(1) Move Flaps to 12° or 20° position.					X		
(2) Open Flap Control Circuit Breaker on Overhead Panel. Disconnect Flap Motor Plug P-26.					X		
(3) Close Flap Position Indicator and Flap Control Circuit Breakers on Overhead Panel and Flap Circuit Breaker (CB2-5) on No. 2 DC Contactor Box.					X		
(4) Activate Flap Selector to DOWN position.							
(a) On aircraft with a 1A Flap Control CB - Breaker should trip after 20±3 seconds. Repeat procedure in UP position.							X

EFFECTIVITY: ALL

Sample

PAGE AS ONE BEFORE

	LEFT		RIGHT		200	400	800
	MECH	INSP	MECH	INSP			
(5) Check Flap Vane Segments - condition, failed or loose fasteners and security of attach plate. Ref. 27-50-00, Inspection/Check, para. 1.C.	<i>[Signature]</i>		<i>[Signature]</i>			X	
(6) Check Flap Vane Segments - separation of skin from honeycomb.							
(a) Visually inspect upper and lower surfaces for local bulging or looseness of skin.	<i>[Signature]</i>		<i>[Signature]</i>			X	
(b) Tap test by lightly tapping the skin with a coin or equivalent and comparing the sound at adjacent locations. Separation between skin and honeycomb core can readily be identified by a hollow sound compared to the response at solidly bonded areas. Ref. 27-50-00, Inspection/Check, para. B. (2), (3).	<i>[Signature]</i>		<i>[Signature]</i>				X
C. Flap System Time-Exceed Relay Check.	<i>B</i>	<i>4B</i>					
(1) Move Flaps to 12° or 20° position.						X	
(2) Open Flap Control Circuit Breaker on Overhead Panel. Disconnect Flap Motor Plug P-26.	<i>UP</i>	<i>TO</i>					X
(3) Close Flap Position Indicator and Flap Control Circuit Breakers on Overhead Panel and Flap Circuit Breaker (CB2-5) on No. 2 DC Contactor Box.	<i>C</i>	<i>4B</i>					X
(4) Activate Flap Selector to DOWN position.	<i>CARRIED OUT FROM OLD REVISION</i>						
(a) On aircraft with a 1A Flap Control CB - Breaker should trip after 20±3 seconds. Repeat procedure in UP position.							X

EFFECTIVITY: ALL



	LEFT		RIGHT		200	400	800
	MECH	INSP	MECH	INSP			
(5) Push-Pull Tube.							
(a) Inspect external surface of Tube for wear (particularly area of rollers). Maximum reduction of tube crosswise diameter is 0.012". Ref. FAA Airworthiness Directive No. 96-24-11.	<i>JB</i>	<i>RII QC-1</i>	<i>JB</i>	<i>RII QC-1</i>			X
(b) Clean all Guide Rollers and check Rollers for smooth rotation.	<i>JB</i>	<i>RII QC-1</i>	<i>JB</i>	<i>RII QC-1</i>			X
(6) Lubricate Trim Tab and Servo Tab Hinges from inside with LPS-3 or equivalent.	<i>JB</i>	<i>RII QC-1</i>	<i>JB</i>	<i>RII QC-1</i>			
(7) Aileron Bellcrank - check Travel Stops make contact in both directions of full travel - attach points and safety.	<i>JB</i>		<i>JB</i>		X		
(8) Check Aileron Control System Trim and Servo Tabs for free-play. Refer 27-10-00, Inspection / Check.	<i>NA</i>		<i>PLA</i>				X
(9) Static Discharger Wicks and Bases.							
(a) Condition and security.	<i>JB</i>		<i>JB</i>		X		
(b) Static Wick Inspection / Check. 23-60-00, Inspection / Check.	<i>JB</i>		<i>JB</i>			X	
(c) Wick Base Bonding Inspection/ Check. Refer 23-60-00, Inspection / Check.	<i>JB</i>		<i>JB</i>			X	
D. Non-Icing Fuel Vent - obstruction and fuel leakage.	<i>JB</i>	<i>RII QC-1</i>	<i>JB</i>	<i>RII QC-1</i>			
E. Tip Tank.							
(1) Tip Tank and Wing Fillet - condition, security and fuel leaks.	<i>JB</i>		<i>JB</i>		X		

EFFECTIVITY: ALL

5-20-03

Page 204
Jan 31/2003

- (2) Vortex Generators - security of attachment and / or missing Generators. Refer 57-20-01.
- (3) Navigation Light Lens (Position and Strobe) - condition and security.
- (4) Landing Light - condition and security.
- (5) Drain holes - cleanliness.
- (6) Static Discharge Wicks and Bases.
 - (a) Condition and security.
 - (b) Static Wick Inspection / Check. 23-60-00, Inspection / Check.
 - (c) Wick Base Bonding Inspection / Check. Refer 23-60-00, Inspection / Check.
- (7) Tip Tank Tail Cone Diverter Strip Bonding Inspection / Check. Refer 23-60-00, Inspection / Check.
- F. Wing Skin - condition and fuel leakage.
- G. Fuel Tank Drains - leakage.
- H. Wing Skin Fairing - cracks and loose rivets.
- I. All Plumbing attached along wing rear spar for proper routing, chafing, tube integrity, condition, security and leaks.

NOTE: Check for clearance between fluid lines and flap flex drive cables and aileron torque tubes while flaps and ailerons are moved through full travel.
- J. Speed Brakes and Lift Dumpers - condition, security, hydraulic leakage and microswitch (R/H outboard only).

LEFT		RIGHT		200	400	800
MECH	INSP	MECH	INSP			
84	R/I QC-1			X		
84	R/I QC-1			X		
84	R/I QC-1			X		
84	R/I QC-1		R/I QC-1	X		
				X		
					X	
					X	
					X	
				X		
				X		
JB	R/I QC-1		R/I QC-1	X		
JB	R/I QC-1		R/I QC-1	X		
JB	R/I QC-1		R/I QC-1			
JB	R/I QC-1		R/I QC-1	X		

EFFECTIVITY: ALL

- K. Wire Bundles entering Wing from Aft Fuselage - damage and security.
- L. Check Fuel Dump System:
 - (1) Functional Check - Fuel Dump System. Refer 28-00-00, Maintenance Practices, Fuel System Operational Check, Paragraph 4.B.
 - (2) Check Fuel Dump System for operation only (without measuring time/quantity). Refer 28-00-00, Maintenance Practices, Fuel System Operational Check.
- M. Leading Edge and Pneumatic Deicer Boots - check condition.

LEFT		RIGHT				
MECH	INSP	MECH	INSP	200	400	800
<i>SY</i>	<i>RII QC-1</i>	<i>RII QC-1</i>		X		
<i>N/A</i>				1,200 hours		
<i>N/A</i>		<i>N/A</i>				X
<i>D</i>		<i>D</i>		X		

NEXT DUE
9498.2

EFFECTIVITY: ALL

5-20-03

	LEFT		RIGHT		200	400	800
	MECH	INSP	MECH	INSP			
(6) Fuel Vent Lines and Clamps.					X		
(7) Microswitches - Uplock and Downlock.					X		
G. Lubricate Gear Assembly and Linkages. Refer 12-20-00, Maintenance Practices.					X		
(1) Remove upper and lower Actuator Attach Bolts and lubricate. Refer 12-20-00, Maintenance Practices.						X	
H. Landing Gear - Functional Tests.							
(1) Normal System. Refer 32-30-00, Adjustment / Test.						X	
(2) Free Fall Extension. Refer 32-30-00, Adjustment/Test, Normal System Functional Test.						X	
(3) Emergency Gear Extension Control Cable. Refer 32-30-00, Adjustment / Test.					X		
(4) Emergency Extension System. Refer 32-30-00, Adjustment / Test.							X
I. Perform Anti-Skid System Functional Test. Refer 32-44-00, Adjustment / Test.						X	
J. Standby Attitude Gyro - before lowering aircraft from jacks, activate and check operation of Gyro:					X		
- For Aircraft 152, 154, 181, 187 - 244, 246 and 247, install Emergency Power Supply Unit.							
- For Aircraft 245, 248 - 442, engage Standby Attitude Gyro Circuit Breaker located on the Forward Relay Box under Copilot Seat.							

EFFECTIVITY: ALL


K. Lower Aircraft off jacks. Refer 7-10-00, Maintenance Practices.

NOTE: Ensure all other services and inspection checks required with aircraft on jacks are completed before aircraft jacks are lowered.

NOTE: After lowering aircraft from jacks, reactivate the items listed below:

- (1) Pitot and static heat for Aircraft 295 - 442, engage LH and RH PITOT STATIC HEAT Circuit Breakers located on Overhead Panel.
- (2) Angle of Attack (AOA) Heat - For model 1124A Aircraft only, 295 - 442, engage AOA Circuit Breaker located on Overhead Panel.

LEFT		RIGHT		200	400	800
MECH	INSP	MECH	INSP			
<i>JS</i>	<i>OC-2</i> RH	✓		X		
<i>JS</i>	<i>OC-2</i> RH	✓				
<i>JS</i>	<i>OC-2</i> RH	✓		X		
<i>JS</i>	<i>OC-2</i> RH	✓		X		



EFFECTIVITY: ALL

AFT FUSELAGE - MAINTENANCE PRACTICES

1. Aft Fuselage (Station 270.00 to Station 452.00)

A. Flight Control System - Aileron, Elevator and Rudder.

(1) Transition Cable Bellcranks.

- (a) Cable Swages - locked in place.
- (b) Torque Transfer Tube - attach points.
- (c) Flight Control Cables - condition.
Refer to 27-00-00, Inspection / Check.

(2) Aileron, Elevator and Rudder Torque Transfer Tubes.

- (a) Attach Points.
- (b) Freeness of Bearings.
- (c) Safety.
- (d) Autopilot Servos - security.
- (e) Lubricate Control System.
Refer to 12-20-00, Maintenance Practices.
- (f) Control Cables and Air Pressure Seals at
Station 269 - condition and security. Lubricate
cables and seals. Refer to 27-00-00,
Maintenance Practices, para. 4.

(3) Flap Prime Mover and Flex Shafts - general
condition, security.

B. Above Wing Aft of Station 316.

- (1) Electrical Bundles.
- (2) Structure.

C. Electrical System Components AC and DC:

- (1) Security in Mounting.
- (2) Wire Bundles - damage and security.

MECH	INSP	200	400	800
SY			X	
SY			X	
SY			X	
SY			X	
SY			X	
SY			X	
N/A				X
N/A				X
SY		X		
SY			X	
SY			X	
SY		X		
SY		X		

EFFECTIVITY: ALL

5-20-05

Page 201
Jan 31/2003

	MECH	INSP	200	400	800
E. Landing Gear Emergency Extension System.					
(1) Landing Gear Emergency Extension System pressure. Refer to 12-10-04, Maintenance Practices.	<i>SD</i>			X	
(2) Nitrogen Bottle - annual visual inspection and periodic hydrostatic. Refer to 5-10-00, Maintenance Practices and 32-30-00, Inspection / Check.	<i>SD</i>			X	
F. Throttle Cable (Teleflex) Push-Pull Power Control.					
(1) Fraying.	<i>SD</i>			X	
(2) Safety.	<i>SD</i>			X	
G. Fuselage Fuel Tank Area - general condition and leakage					
(1) Fuel Shutoff Valve. Cycle OFF and ON.	<i>SD</i>		X		
(2) Fuel Supply Line - condition.	<i>SD</i>		X		
(3) Fuel Boost Pump Area and Pressure Refueling Point Area.	<i>SD</i>		X		
(4) Check Operation of Fuel Boost Pumps, Pressure Switches and Automatic Changeover. Refer to 28-00-00, Maintenance Practices - Fuel System Operational Check, Paragraph 4.F.	<i>SD</i>		X		
H. Air Conditioning and Pressurization Equipment.					
(1) Change Cooling Turbine Unit Oil. Refer to 12-10-10, Maintenance Practices.	<i>SD</i>		X		
(2) Ducting and Tubing - security and condition.	<i>SD</i>			X	
(3) Clamps - security and condition.	<i>SD</i>			X	
(4) Water Separator - cleanliness and condition. Refer to 21-70-01, Inspection / Check.					
(a) Clean or replace Cloth Condenser.	<i>SD</i>		X		
(b) Clean Water Drain Filter.	<i>SD</i>		X		
(5) Check operation of all Valves and Switches. Refer to 21-20-00, Adjustment / Test.	<i>SD</i>			X	

EFFECTIVITY: ALL

	MECH	INSP	200	400	800
(6) Perform Bleed Duct Overpressure Switch Check. Refer to 21-60-10, Inspection / Check.	N/A				X
(7) 35 Degree Duct Sensor - inspect Electrical Connection for corrosion. Clean Electrical Connector and Sensor with Non-CFC Dry Type Electrical Cleaning Spray. Pack Electrical Connector with DC-4 (Dow-Corning) Compound.	SJ		X		
(8) Bleed Switching Valves - visually inspect.	JD			X	
(9) Refrigeration Unit Mounts - condition and security.	JD		X		
I. Hydraulic System Components - Aft Fuselage.					
(1) Fluid Carrying Lines and Fittings - leakage, tube integrity, chafing and security.	JD		X		
NOTE: Check for clearance between Fluid Lines, Flap Flex Drive Shafts and Aileron Torque Tubes while Flaps and Ailerons are moved through full travel.	JD				
(2) Lift Dumper and Speed Brake Selector Valves - leakage and electrical connections.	JD		X		
(3) Hydraulic Power Panel - leakage.	JD		X		
(4) Hydraulic Emergency Brakes Accumulator Dry Nitrogen Charge. Refer to 12-10-03, Maintenance Practices.	SJ		X		
(5) Thrust Reverser Accumulator					
(a) Thrust Reverser Accumulator and Cylinder Dry Nitrogen Charge, Refer to 12-10-03, Maintenance Practices.	SJ		X		
(b) Nitrogen Bottle - annual visual inspection and hydrostatic test. Refer to 5-10-00, Maintenance Practices and 78-34-00, Maintenance Practices, Gas Storage, Bottle, Paragraph 4.	SJ		X		
(6) Hydraulic High Pressure Filters - check red pop-out button. If button is out (extended), Filter is clogged; Filter Element must be replaced and applicable pump checked.	SJ		X		

EFFECTIVITY: ALL

	MECH	INSP	200	400	800
(7) Replace Hydraulic High Pressure Filters and Reservoir Filter.	N/A				X
(8) Hydraulic Reservoir Air Pressure Filter - clean. Refer to 29-10-00, Removal / Installation, Paragraph 4.	N/A				X
(9) Hydraulic Reservoir Air Vent Filter - replace. Refer to 29-10-00, Removal / Installation, Paragraph 6.	N/A				X
(10) Clean Hydraulic Reservoir Air Pressure Check Valves (4 each) - Check Hydraulic Reservoir for Pressurization. Refer to 29-10-00, Removal / Installation, Paragraph 3.	PD			X	
(11) Anti-Skid Control Valves.					
(a) Leakage and electrical connections.	84		X		
(b) Clean Filters. 32-44-02, Inspection / Check.	N/A		1,200 hours		
J. Pylon - Engine Mount Beams attach points.	PD			X	
K. Hoses, Lines, Electrical Bundles entering Fuselage from Engine Nacelles - condition, damage, chafing, tube integrity, leaks and security.	PD		X		
L. Fire Extinguisher Containers - security, electrical connections, nitrogen pressure. Ref. 5-10-00, Maintenance Practices, Container and Cartridges.	PD		X		
M. Electrical Bundles and Terminal Strips - damage, security and loose connections.	PD		X		
N. Pneumatic Deicing Equipment.	PD				
(1) Security and condition.	PD		X		
(2) Electrical connections.	PD		X		
(3) Air Ejector - clear.	PD		X		
(4) Remove and inspect Deicer Check Valves located at tee, upstream of Pressure Regulator Valve, in Aft Fuselage. Refer to 30-10-00, Maintenance Practices, Paragraph 4.	PD				X

NEXT DUE
9498.2

EFFECTIVITY: ALL



MECH	INSP	200	400	800
N/A				X
87			X	
87			X	
87			X	
87			X	
N/A				X
87			X	
87			X	
87			X	
87			X	
87			X	
N/A			X	
N/A			X	
87			X	
87			X	
87			X	

- O. Pneumatic Deicer Boot Functional Check - Wing and Empennage. Ref. 30-10-00, Maintenance Practices, Paragraph 1.
- 2. Aft Fuselage (Station 452.00 to Station 554.00)
 - A. Flight Control System - Elevator and Rudder.
 - (1) Elevator and Rudder Torque Transfer Tubes.
 - (a) Attach points.
 - (b) Freeness of Bearings.
 - (c) Safety.
 - (d) Autopilot Servos - security.
 - (e) Lubricate Control System. Refer to 12-20-00, Maintenance Practices.
 - (2) Pneumatic Plumbing.
 - (3) Structure.
 - B. Fuselage above Baggage Compartment.
 - (1) Electrical Bundles.
 - (2) Pneumatic Plumbing.
 - (3) Structure.
 - C. Electrical and Electronic Components.
 - (1) Long Range Navigation System.
 - (a) Security in Mountings.
 - (b) Wire Bundles - damage and security.
 - (2) Electronic Engine Controls (Fuel Computers).
 - (a) Security in Mountings.
 - (b) Wire Bundles - damage and security.
 - (c) Inspect Air Filter - cleanliness or obstructions.

EFFECTIVITY: ALL

5-20-05

Page 206
Jan 31/2003



EMPENNAGE - MAINTENANCE PRACTICES

1. Empennage

- A. Horizontal Trim Relays - security and electrical connections.
- B. Horizontal Stabilizer Trim Actuator.
 - (1) Attach Points.
 - (2) Electrical Connections.
 - (3) Ensure drain holes in bottom of actuator are clear of grease and foreign matter. (If water present, unit must be released.)
 - (4) Perform Horizontal Stabilizer Trim Actuator Inspection. Refer 27-40-01, Inspection / Check.
- C. Horizontal Stabilizer - condition and security.
 - (1) Attach Points - Forward and Aft.
 - (2) Upper and Lower Scissor Fitting Attach Points for looseness.
 - (a) Shake Stabilizer during inspection.
 - (b) Inspect Scissors Assembly for cracks and security.
 - (3) Check Stabilizer Aft Spar Splice-Hinge Fitting Outboard Lugs for cracks. Refer 55-10-00, Maintenance Practices. Refer to FAA Airworthiness Directive No. 89-12-08.
 - (4) Check Stabilizer Assembly for Radial and Axial Play. Refer to 55-10-00, Maintenance Practices.

MECH	INSP	200	400	800
	R11 QC-2		X	
	R11 QC-2		X	
	R11 QC-2		X	
	R11 QC-2		X	
	R11 QC-2		X	
	R11 QC-2		X	
	R11 QC-2	X		
	R11 QC-2		X	
	R11 QC-2		X	
	N/A			X

NOTE: This check is no longer required when the hinge improvements and scissors installation have been accomplished per Service Bulletin No. 1124-55-021, Part 2, Para D thru F.

EFFECTIVITY: ALL

	MECH	INSP	200	400	800
(5) Structure.					
<u>NOTE:</u> Inspect structure for general condition, security, cracks, corrosion and loose or missing rivets.				X	
(6) Lubricate Stabilizer. Refer 12-20-00, Maintenance Practices.					
(a) Aft Hinge Fitting Bearings - 3 places pre Service Bulletin No. 1124-55-021 or 1 place (intermediate bearing) on Aircraft 154, 409, 413, 416, 418, 421, 423, 424 and 426 - 442 with production modified hinge.			X		
<u>NOTE:</u> Lubrication is no longer required when hinge improvement has been accomplished per Service Bulletin No. 1124-55-021, Paragraph 2.D.					
(b) Forward Scissors Assembly post Service Bulletin No. 1124-55-021 (4 places).			X		
D. Elevator - general condition and security.					
(1) Elevator Hinge Points.					
(a) Check all Bearings for looseness, roughness, safety and general condition.			X		
(b) Bonding Jumpers.					
1 Condition, fraying and security.			X		
2 Control Surface Bonding. Refer to 23-60-00, Inspection / Check.				X	
(2) Elevator Torque Tube - security of attach points, universal joints and taper pins for looseness.			X		
(3) Stop-Bolts and Stop-Pads - condition and security. Check Travel Stops make contact in both directions of travel.			X		
(4) Lubricate. Refer 12-20-00, Maintenance Practices.			X		

EFFECTIVITY: ALL

- (5) Check for separation of skin to honeycomb.
 - (a) Visually inspect upper and lower surface of Elevators for local bulging or looseness of skins.
 - (b) Tap test by lightly tapping skin with a coin or equivalent and comparing sound to adjacent locations. Separation between skin and honeycomb core can readily be identified by hollow sound to solidly bonded areas. Refer 27-30-00, Inspection / Check, Paragraph 3.
- E. Vertical Stabilizer - condition and security.
 - (1) Attach Points.
 - (2) Structure.
- F. Rudder - general condition and security.
 - (1) Rudder Trim Tab Actuators - attach points.
 - (2) Rudder Hinge Points:
 - (a) Check all Bearings for looseness, roughness, safety and general condition.
 - (b) Bonding Jumpers.
 - 1 Condition, fraying and security.
 - 2 Control Surface Bonding. Refer to 23-60-00, Inspection / Check.
 - (3) Rudder Attach Points - Stop-Bolts and Stop-Pads - condition and security. Check Travel Stops make contact in both directions of travel.
 - (4) Rudder Trim Tab for excessive looseness and wear. Refer to 27-20-00, Inspection / Check.
 - (5) Lubricate. Refer to 12-20-00, Maintenance Practices.
- G. Tail Skid - condition and security.

MECH	INSP	200	400	800
	QC-2 R11	X		
	QC-2 R11	X		
	QC-2 R11	X		
	QC-2 R11	X		
	QC-2 R11	X		
	QC-2 R11	X		
	QC-2 R11	X		
	QC-2 R11		X	
	QC-2 R11	X		
	QC-2 R11	X		
	QC-2 R11	X		
	QC-2 R11	X		

EFFECTIVITY: ALL

- H. Frame Station 540.00 and Ballast and Jack Adapter Mounting (if installed) - condition, damage and correct installation.
- I. Tail Cone and Light - condition and security.
- J. Static Discharge Wicks and Bases - Vertical Stabilizer Cap, Rudder, Horizontal Stabilizer Tip and Elevator.
 - (1) Condition and security.
 - (2) Static Wick Inspection / Check.
Refer to 23-60-00, Inspection / Check.
 - (3) Wick Base Bonding Inspection / Check.
Refer to 23-60-00, Inspection / Check.

MECH	INSP	200	400	800
		X		
		X		
		X		
			X	
			X	



EFFECTIVITY: ALL

5-20-06

Page 204
Jan 31/2003

ENGINE, NACELLE AND PYLON - MAINTENANCE PRACTICES

NOTE: All items in this section (5-20-07) may be inspected at intervals of 300 hours to coincide with AlliedSignal Engine Inspections at the operators discretion.

1. Engine, Nacelle and Pylon

A. Inspect inlet nacelle for cracks, loose rivets, corrosion, security and general condition. Refer 54-00-00, Inspection / Check.

B. P₂T₂ Sensor.

(1) Condition and security.

(2) Heater Operational Test. Refer 30-20-00, Maintenance Practices.

C. Inspect cowl structure, doors, skin and latches for dents, cracks, fit, general condition and operation.

D. Inspect fire detector element for chafing, kinks, security and general condition.

E. Inspect low and high pressure bleed duct for leaks, cracks, fit and general condition.

NOTE: Inspect manifold assembly during engine Major Periodic Inspection or whenever the after body is removed.

F. Inspect the following systems and components for installation, clamping, security, condition, chafing, tube integrity, leakage and safety.

(1) Fuel Lines, Fuel Flow Transmitter, Pressure Switch.

LEFT		RIGHT		200	400	800
MECH	INSP	MECH	INSP			
	R11 QC-2		R11 QC-2			
	R11 QC-2		R11 QC-2	X		
	R11 QC-2		R11 QC-2	X		
	R11 QC-2		R11 QC-2	X		
	R11 QC-2		R11 QC-2	X		
	R11 QC-2		R11 QC-2	X		
	R11 QC-2		R11 QC-2	X		
	R11 QC-2		R11 QC-2			
	R11 QC-2		R11 QC-2			
	R11 QC-2		R11 QC-2	X		

EFFECTIVITY: ALL

	LEFT		RIGHT		200	400	800
	MECH	INSP	MECH	INSP			
(2) Hydraulic Lines, Attenuator, Hydraulic Pump and Quick Disconnects.	87	R11 QC-2	87	R11 QC-2	X		
(3) Hydraulic Pump - Remove Drive Spline, inspect and lubricate. Refer 29-10-00, Inspection / Check.	87	R11 QC-2	87	R11 QC-2	X		
(4) Oil Pressure Lines, Pressure Transmitter and Low Pressure Switch.	87	R11 QC-2	87	R11 QC-2	X		
(5) Electrical Wiring, Connectors.	87	R11 QC-2	87	R11 QC-2	X		
G. Inspect Engine Mount and Attachment for security and general condition.	87	R11 QC-2	87	R11 QC-2		X	
H. Visually inspect Jet Tail Pipe Nozzles for dents, cracks, bulges and general condition.	87	R11 QC-2	87	R11 QC-2	X		
I. Check Engine Throttle System for freedom of movement, Control Cable routing, security of clamps, clearance and general condition.	87	R11 QC-2	87	R11 QC-2		X	
J. Check Pylons and Firewalls for cracks, condition of Firewall Sealant, security of Hydraulic, Fuel, Electrical Connections and Mechanical Feed-Throughs.	87	R11 QC-2	87	R11 QC-2		X	

EFFECTIVITY: ALL

5-20-07

Page 202
Jan 31/2003

THRUST REVERSER - MAINTENANCE PRACTICES

1. Thrust Reverser

NOTE: Deploy Thrust Reverser and install Deploy Ground Locks.

A. With Thrust Reverser Stang Covers and Access Cover (Throttle Retarder Feedback Control) removed, accomplish the following:

- (1) Check Mechanical System including Throttle Retarder Feedback Control and Actuator, Linkage for chafing, distortion, security and evidence of worn bushings.

NOTE: Clean and lubricate Throttle Retarder Cable and Casing. Refer 78-32-00, Maintenance Practices.

- (2) Inspect Thrust Reverser general condition for cleanliness, FOD, fluid accumulation, cracks and loose or working fasteners.
- (3) Inspect Thrust Reverser Actuator Mounting and Stop Bolts for security and safety wire.
- (4) Check Thrust Reverser Door Hinges and Bolts, Latch Hooks and Holes and Fairings for dents, distortion, cracks, corrosion, loose or missing rivets, excessive wear, condition, security and cleanliness.
- (5) Lubricate Thrust Reverser Assembly. Refer 12-20-00, Maintenance Practices.

LEFT		RIGHT		200	400	800
MECH	INSP	MECH	INSP			
	R11 QC-2					
JD		JD	R11 QC-2	X		
N/A				Every 3 years		
JD	R11 QC-2	JD	R11 QC-2	X		
JD	R11 QC-2	JD	R11	X		
JD	R11 QC-2	JD	R11 QC-2		X	
N/A						X

Next Due
10-31-01

EFFECTIVITY: ALL

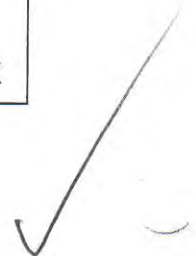
5-20-08

	LEFT		RIGHT		200	400	800
	MECH	INSP	MECH	INSP			
(6) Check Thrust Reverser Outer Cowl Panels for dents, distortion, cleanliness and loose or missing rivets.	N/A						X
(7) Check Thrust Reverser Inner Duct Structure for cracks, structural damage, loose or missing rivets, corrosion, distortion and hot spots.	N/A						X
(8) Check Thrust Reverser Hydraulic System, including Actuators and Hydraulic Lines, Quick Disconnect for evidence of leaks, cracks, dents, clearance, chafing, tube integrity, condition and security.	78		78			X	
(9) Inspect Thrust Reverser Stang Support Structure for structural damage, corrosion and loose or missing rivets.	N/A						X
(10) Check Thrust Reverser Electrical System for cracked or burned insulation, loose connections and frayed wires. Electrical components for deterioration and broken or bent pins, security and cleanliness.	78		78			X	
(11) Perform Operational Test on Thrust Reverser System, including Thrust Reverser Throttle Retarder Feedback Control. Refer 78-30-00, Maintenance Practices, Paragraphs 2 and 3.	N/A						X
(12) 5000 Hour Thrust Reverser Inspection. Grumman (PMINSP-L84-01, available from Gulfstream Aerospace).	N/A				5,000 hours		
(13) Perform Thrust Reverser Secondary Latch Solenoid Switch Check. Refer 78-30-00, Maintenance Practices.	N/A						X

Next Due
9906.0

EFFECTIVITY: ALL

5-20-08



AUXILIARY (LONG RANGE) FUEL - MAINTENANCE PRACTICES

1. Auxiliary (Long Range) Fuel

- A. Tank Area - general condition and leakage.
 - (1) Check Auxiliary Fuel System. Refer 28-50-00, Adjustment / Test.
- B. Structural Inspection - Disassemble the inboard side wall and visually inspect the following:
 - (1) Wall Attachment Points.
 - (2) Wall Two-Part Attachment Pins and Hinge.
 - (3) Inboard Side Wall Supporting Structure.
 - (4) Attachment Points on Supporting Structure.

MECH	INSP	200	400	800
N/A		X		
N/A				X
N/A				X
N/A				X
N/A				X

EFFECTIVITY: ALL

GENERAL - MAINTENANCE PRACTICES

1. General

- A. Check that a Preflight Check has been made.
- B. Check that all applicable FAA Airworthiness Directives are complied with.
- C. Review manufacturers service data for applicability.
- D. Check that all aircraft documents are current and in order before release of aircraft.

MECH	INSP	200	400	800
	<i>[Signature]</i>	X	RII	
	<i>[Signature]</i>	X	RII QC-1	
	<i>[Signature]</i>	X	RII	
	<i>[Signature]</i>	X	RII QC-1	
	<i>[Signature]</i>	X	RII QC-1	

EFFECTIVITY: ALL

STARFLITE MANAGEMENT GROUP

Maintenance and Discrepancy Log

N 835G Month MAR/04

Disc No	Date	Initials	Action	
				PREVIOUSLY COMPLIED WITH AT
1	2/3/1	JB	8343.8 ENGINE HOURS	ON 1-12-04 NEXT
			R/H ENG 300	150 HR INSPECTION DUE AT 8493.8 HRS
			Hour Insp Due	
			AT 8396.1	
			Sign <i>[Signature]</i>	Cert APP 2618848 Date 3-4-04
TT:	8460.0		Defer	Category
TC:	6090		Sign	Cert Date
Disc No	Date	Initials	Action	
2	3-5	MB	c/w cockpit & cabin Fire bottle wt: check	
			insp.	
			c/w AFT & FWD	
			FIRE BOTTLE INSP.	
			Sign <i>[Signature]</i>	Cert AP2668256 Date 3-8-04
			DUE 3-15-04	
TT:	8465.4		Defer	Category
TC:	6092		Sign	Cert Date
Disc No	Date	Initials	Action	
3	3-5	MB	c/w preflight insp.	
			insp.	
			c/w PRE FLIGHT	
			insp.	
			Sign <i>[Signature]</i>	Cert AP2668256 Date 3-5-05
			8460.0	
TT:	6090		Defer	Category
TC:	6090		Sign	Cert Date

5

1.052

2.052

STARFLITE MANAGEMENT GROUP

Maintenance and Discrepancy Log

N 835G Month Mar 04

Disc No	Date	Initials	Action
4	3-5	MB	c/w AD 74-08-09 Rev 2 NEXT DUE 88 9460 HRS
			c/w AD 74-08-09
			LAV WASTE RECEIPT.

			Sign <i>[Signature]</i> Cert # 460734161 ZA Date 3-5-04
			DUE 8493.6
TT: 8460			Defer Category
TC: 6090			Sign Cert Date
Disc No	Date	Initials	Action
5	3-8	sy	c/w preflight insp serviced gear ext. cyl. to 1,850 psi.
			preflight

			Sign <i>[Signature]</i> Cert # AP268258 Date 3-8-04
TT: 8465.8			Defer Category
TC: 6092			Sign Cert Date
Disc No	Date	Initials	Action
6	3-8	SM	RADOME PAINTED TO MATCH AIRCRAFT STRIPES. RADOME BOOT INSTALLED AND RADOME PAINT + INSTALL INSTALLED ON AIRCRAFT. BONDING CONNECTIONS REPAIRED RADOME CHECKED SERVICABLE.

			Sign <i>[Signature]</i> Cert # AP 2615848 Date 3-8-04
TT: 8465.8			Defer Category
TC: 6092			Sign Cert Date

1.0

2.0sc

5.0
1.5 sec

THE NORDAM GROUP - TEXAS
5101 Blue Mound Road
Ft. Worth, TX 76106

WORK ORDER
FAA Authorized Repair Station No. UE1R529K

Customer: STARFLITE AVIATION
Part Name: RADOME
Serial No.: AUG-0017
G.O. No.: 1018383-000

A/C Type: WESTWIND
Part No.: 5873000
P.O. No.: N83SG
Date: 11/11/03

Customer's Reason for Removal Unknown

Customer's Repair Instructions REPAIR


Warranty Claim? () Yes () No () Approved () Denied

FINDINGS

1. Customer P.O. request: Repair.
2. PN and SN verified. Identify as req.
3. Damage:
 - A) Repair 6" outer surface delams at nose tip area IAW MNRP- 02 CHPT 1.
 - B) Repair elongated holes as req.
 - C) Repair damaged core with item 3A.
4. Hardware:
 - A) Replace missing/disbonding diverters as needed to repair.
 - B) Return a new 3-M boot with this unit "uninstalled". Customer install.
 - C) No antennas present, RAT.
5. Paint: Apply prime and paint as req.
6. Other: Trans test radome IAW RTCA DO-213 "SEE ATTACHED".

Customer's Reason for Removal Confirmed () Yes () No () Not Applicable
A.D.'s or Service Bulletins Incorporated () Yes () No
Service Performed () Repair () Overhaul () Other

THE AIRCRAFT COMPONENT IDENTIFIED ABOVE WAS REPAIRED AND INSPECTED IN ACCORDANCE WITH CURRENT REGULATIONS OF THE FEDERAL AVIATION AGENCY AND IS APPROVED FOR RETURN TO SERVICE WITH RESPECT TO THE SERVICE PERFORMED. PERTINENT DETAILS OF THE SERVICE PERFORMED ARE ON FILE AT THIS REPAIR STATION UNDER THE TEARDOWN REPORT NUMBER.

INSPECTION APPROVAL 

Date 2-19-04



N O R D A M - T E X A S

MAILING ADDRESS
 P.O. BOX 163889
 FORT WORTH, TX 76161
 5101 BLUE MOUND ROAD
 FT. WORTH, TX 76106
 TELEPHONE:(817)625-4106
 FAX:(817)625-9150
 A.O.G.(817)669-0307
 FAA REPAIR STATION # UE1R529K

Transmissivity Test Report

Customer: STARFLITE AVIATION
 Cust. P.O.# N83SG
 Job # 1018383-000
 Test Date: 1/30/04

Aircraft Type: WESTWIND
 Part Number: 5873000
 Serial Number: AU9-0017

Test Frequency 9.334 Ghz

A
Z
I
M
U
T
H

ELEVATION

	20	10	0	-10	-20
-80	90	91	92	93	93
-60	91	91	92	92	92
-40	93	93	93	92	91
-20	95	95	92	93	94
0	89	84	82	83	89
20	93	92	91	92	93
40	92	92	92	92	92
60	91	91	92	92	91
80	91	91	92	92	91
Avg	92	91	91	91	92

RADOME CONDITION

<input checked="" type="checkbox"/>	PAINTED
<input type="checkbox"/>	PRIMED CONDITION
<input type="checkbox"/>	WITH BOOT
<input checked="" type="checkbox"/>	WITHOUT BOOT
<input checked="" type="checkbox"/>	WITH DIVERTERS
<input type="checkbox"/>	WITHOUT DIVERTERS
<input type="checkbox"/>	INCOMING TEST
<input checked="" type="checkbox"/>	OUTGOING TEST
<input type="checkbox"/>	TRANS TEST ONLY
<input type="checkbox"/>	SIDELOBE TEST

ANTENNA SIZE

<input type="checkbox"/>	10"
<input checked="" type="checkbox"/>	12"
<input type="checkbox"/>	18"
<input type="checkbox"/>	24"
<input type="checkbox"/>	30"

RTCA DO-213 CLASS "B"

Minimum Line Average 91 %
 Minimum Point 82 %

RTCA DO-213 CLASSIFICATION RATINGS	CLASS	LINE AVG	MINIMUM
	A	90	85
	B	87	82
	C	84	78
	D	80	75
	E	70	55

MINIMUM IS DEFINED AS THE MINIMUM POWER TRANSMISSION EFFICIENCY EXPRESSED AS A PERCENTAGE(%) AS MEASURED AT ANY POINT WITHIN THE WINDOW AREA.
 AVERAGE IS DEFINED AS THE AVERAGE POWER TRANSMISSION EFFICIENCY EXPRESSED AS A PERCENTAGE(%) OF ANY CONTINUOUS AZIMUTH OR ELEVATION SCAN WITHIN THE WINDOW AREA.

Quality Assurance Signature and Date Stewart W. Fuller 2/19/04
 Stewart W. Fuller

1. Approving National Aviation Authority/Country: FAA/United States	2. AUTHORIZED RELEASE CERTIFICATE FAA Form 8130-3, AIRWORTHINESS APPROVAL TAG	3. Form Tracking Number: 04-1018383-000
---	---	---

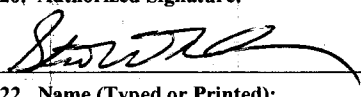
4. Organization Name and Address: NORDAM-Texas UE1R529K P.O. BOX 163889 PQ0853SW 5101 Blue Mound Rd. Fort Worth, Texas 76106	5. Work Order/Contract/Invoice Number: N83SG
--	--

6. Item:	7. Description:	8. Part Number:	9. Eligibility: *	10. Quantity:	11. Serial/Batch Number:	12. Status/Work:
1	RADOME	5873000	N/A	1	AUG-0017	REPAIR

13. Remarks:

IN ACCORDANCE WITH M & N AEROSPACE MNRP-02 CHPT. 1 REV. C 08/20/97
TRANS TESTED IAW RTCA DO-213 "SEE ATTACHED"

14. Certifies the items identified above were manufactured in conformity to: <input type="checkbox"/> Approved design data and are in a condition for safe operation. <input type="checkbox"/> Non-approved design data specified in Block 13.	19. <input checked="" type="checkbox"/> 14 CFR 43.9 Return to Service <input type="checkbox"/> Other regulation specified in Block 13 Certifies that unless otherwise specified in Block 13, the work identified in Block 12 and described in Block 13 was accomplished in accordance with Title 14, Code of Federal Regulations, part 43 and in respect to that work, the items are approved for return to service.
--	---

15. Authorized Signature:	16. Approval/Authorization No.: ODARF700771SW	20. Authorized Signature: 	21. Approval/Certificate No.: UE1R529K
17. Name (Typed or Printed):	18. Date (m/d/y):	22. Name (Typed or Printed): STEWART W. FULLER	23. Date (m/d/y): 02/19/04

User/Installer Responsibilities

It is important to understand that the existence of this document alone does not automatically constitute authority to install the part/component/assembly.

Where the user/installer performs work in accordance with the national regulations of an airworthiness authority different than the airworthiness authority of the country specified in Block 1, it is essential that the user/installer ensures that his/her airworthiness authority accepts parts/components/assemblies from the airworthiness authority of the country specified in Block 1.

Statements in Blocks 14 and 19 do not constitute installation certification. In all cases, aircraft maintenance records must contain an installation certification issued in accordance with the national regulations by the user/installer before the aircraft may be flown.

STARFLITE MANAGEMENT GROUP

Maintenance and Discrepancy Log

N 8356 Month Mar. 04

Disc No	Date	Initials	Action	Sign	Cert	Date
			insp. c/w on Mar. 8, 2004 Disc # 2			
7	3-17	OH				
			QW part fire			
			Bottles Monthly			
			OK			
			Sign	Sean Lynch	AP2668256	Date 3-17-04
TT: 8482.4			Defer			Category
TC: 6106			Sign			Date
Disc No	Date	Initials	Action	Sign	Cert	Date
			c/w preflight insp. serviced O ₂			
8	3.17	ORS				
			c/w preflight			
			Sign	Sean Lynch	AP2668256	Date 3-17-04
TT: 8482.4			Defer			Category
TC: 6106			Sign			Date
Disc No	Date	Initials	Action	Sign	Cert	Date
			c/w preflight insp.			
9	03-18					
			preflight			
			Sign	Sean Lynch	AP2668256	Date 3-18-04
8482.4			Defer			Category
TC: 6106			Sign			Date

1.0

1.5

1.5

2.0

STARLITE MANAGEMENT GROUP

Maintenance and Discrepancy Log

N 8356 Month _____

Disc No	Date	Initials	Action
10	3-19		c/w pre-post FLT inspection.
			c/w pre-post FLT insp.
			Sign <i>[Signature]</i> Cert <i>AP 555570 206</i> Date <i>3-19-04</i>
TT:	8490.1		Defer Category
TC:	6113		Sign Cert Date
Disc No	Date	Initials	Action
11	3-20		c/w preflight insp.
			pre-Flight
			Sign <i>Sean Lynch</i> Cert <i>AP 2688258</i> Date <i>3-20-04</i>
TT:	8490.1		Defer Category
TC:	6113		Sign Cert Date
Disc No	Date	Initials	Action
12	3-23	SM	RE PLACE BULB P/W 628
			OPS CHECKED SERVICABLE
			CH NAV LIGHT INOP
			Sign <i>[Signature]</i> Cert <i>AP 2615848</i> Date <i>3-23-04</i>
TT:	8490.1		Defer Category
TC:	6113		Sign Cert Date

1.0

1.52

.5

Fly with the Best

UNITED BATTERIES AND ACCESSORIES, INC.

7762 Graniff

Houston, TX 77061

Phone: 713-991-9111 • Fax: 713-991-9117

F.A.A. C.R.S. No. U9BR618Y

FORM #9016

SERVICEABLE PART

Customer <i>StarFlite</i>		Make <i>4076</i>
Nomenclature	Part No. <i>13350</i>	Serial No. <i>081985</i>
Work Accomplished <input type="checkbox"/> Overhauled <input type="checkbox"/> Bench Checked <input type="checkbox"/> Repaired <input checked="" type="checkbox"/> Other (Explain) _____		

MAINTENANCE RELEASE

THE AIRCRAFT AND / OR COMPONENT IDENTIFIED ABOVE WAS INSPECTED IN ACCORDANCE WITH CURRENT REGULATIONS OF THE FEDERAL AVIATION ADMINISTRATION AND IS APPROVED FOR RETURN TO SERVICE. PERTINENT DETAILS ARE ON FILE AT THIS REPAIR STATION.

UNDER WORK ORDER NO. _____

Signed _____

Date _____

6529

23-04

UNITED BATTERIES AND ACCESSORIES, INC.

CRS #U9BR618Y 7762 BRANIFF HOUSTON, TX 77061

TEL: 713 991-9111 FAX: 713 991-9117

E-MAIL: unitedbatteries@aol.com

FORM #9001

NiCad Battery Wet Cell Work Order# 1529

Customer STARFLITE Date Received 3/22/04 Customer PO# _____

Battery / Cell Mfg SAFT Mfg Part No. 15580 Serial No. 081985

Battery Type 4076 Volts 24 Amp Hour Rate 36 @ # Hours 1

Type of Service: Overhaul I. R. A. N. Charge Other

Pre-Service Hidden Damage Inspection

General Condition Per mfr spec
Outer Case PM 5 Cover PM 5 Seal PM 5 Hardware PM 5 Terminal Links PM 5
Receptacle Assy. PM 5 Filler Caps PM 5 O-rings PM 5 Cell Cases PM 5 Hot Spots None
Case Leak None Receiving Terminal Volts 25.13 Torque settings upper 82 lower 43 hardware

In-Service Hidden Damage Inspection

Temp Probe Test _____

Remarks _____

Capacity Tests, Steps 1 through 3

1st																			
-----	--	--	--	--	--	--	--	--	--	--	--	--	--	--	--	--	--	--	--

End of Discharge Voltage _____ @ _____ minutes Discharge Rate _____

1- 2nd	19.8	19.8	19.8	19.8	19.8	19.8	19.8	19.8	19.8	19.8	19.8	19.8	19.8	19.8	19.8	19.8	19.8	19.8	19.8
--------	------	------	------	------	------	------	------	------	------	------	------	------	------	------	------	------	------	------	------

End of Discharge Voltage 23.60 @ 51 minutes Discharge Rate 36

3rd																			
-----	--	--	--	--	--	--	--	--	--	--	--	--	--	--	--	--	--	--	--

End of Discharge Voltage _____ @ _____ minutes Discharge Rate _____

FINAL CHARGE

1- 4th	64	64	64	64	64	64	64	64	64	64	64	64	64	64	64	64	64	64	64
--------	----	----	----	----	----	----	----	----	----	----	----	----	----	----	----	----	----	----	----

End of Charge Terminal Voltage 32.80 Distilled H2O added 5 cc
Charge Rate 80 Amps for 1 hr. 3.6 amps C.C. 1 hr.

Accomplished By [Signature] per CMM 24-38-99

Inspected By [Signature] Completion date 3-23-04

Inspector Recommendations:

The aircraft component, appliance or accessory was inspected in accordance with current requirements of the Federal Aviation Administration and is approved for return to service. Pertinent details are on file at this repair station.

Authorized Inspection Signature [Signature]

Date of Final Inspection for Return to Service 3-23-04 Maintenance Release Issued YES or NO

Fly with the Best

UNITED BATTERIES AND ACCESSORIES, INC.

7762 Braniff

Houston, TX 77061

Phone: 713-991-9111 • Fax: 713-991-9117

F.A.A. C.R.S. No. U9BR618Y

FORM #9016

SERVICEABLE PART

Customer <i>Star Flight</i>		Make <i>4076</i>
Nomenclature	Part No. <i>15580</i>	Serial No. <i>38056</i>
Work Accomplished <input type="checkbox"/> Overhauled <input type="checkbox"/> Bench Checked <input type="checkbox"/> Repaired <input checked="" type="checkbox"/> Other (Explain) _____		

MAINTENANCE RELEASE

THE AIRCRAFT AND / OR COMPONENT IDENTIFIED ABOVE WAS INSPECTED IN ACCORDANCE WITH CURRENT REGULATIONS OF THE FEDERAL AVIATION ADMINISTRATION AND IS APPROVED FOR RETURN TO SERVICE. PERTINENT DETAILS ARE ON FILE AT THIS REPAIR STATION.

UNDER WORK ORDER NO. _____

Signed _____

Date _____

6538
3-23-04

STARFLITE MANAGEMENT GROUP

Maintenance and Discrepancy Log

N 83 SG Month Feb. 04

Disc No	Date	Initials	Action
1		DKS	LH TIP TANK AND ALERON REMOVED TO FACILITATE FUEL LEAK REPAIRS. LEAKING FASTENERS REMOVED AND REPLACED AS REQUIRED. AREAS PRIMED + PAINTED. ALERON INSTALLED IAW 27-10-00. TIP TANK INSTALLED IAW 57-20-00 OF MAINT. MANUAL. OPS CHECKED + LEAK CHECKED. SERVICABLE
			Sign: <i>[Signature]</i> Cert AWP 2618848 Date 1-29-04

28.0
2.0
4.0
2.0
3.5

TT:	Defer	Category
TC:	Sign	Cert Date

Disc No	Date	Initials	Action
2	1-30	SM	REPLACED CANNON PLUG AT DEICE VALVE P/N PTO6CE-8-38 AT (P 343) AND AT P 313
# / ENGINE	FOUND A BROKEN WIRE ON PIN X. WIRE REPAIRED WITH NEW PIN P/N M39029/29-212. VALVE FUNCTION CHECKED SERVICABLE		
			Sign: <i>[Signature]</i> Cert AWP 2618848 Date 1-30-04

3.0
2.5


TT:	Defer	Category
TC:	Sign	Cert Date

Disc No	Date	Initials	Action
3	1-30		Exchange position transmitter for stab position Trouble shooting. Remove p/n 8T539BAR-2 s/n T1358 and install p/n 8T539BAR-2 s/n 0C1718 in accordance with MM 27-40-00 ops ok good.
			Sign: <i>[Signature]</i> Cert AWP 555570806 Date 1-30-04

1.572

TT:	Defer	Category
TC:	Sign	Cert Date

TC: 8445.0



CONSOLIDATED INSTRUMENT & AVIONICS
TETERBORO AIRPORT, NEW JERSEY 07608 U.S.A.

7. QTY. 1
FAA CRS# QS2R120L/JAA 4349
Phone 1-201-288-1189 Fax 1-201-288-8006

P/N 8TJ39BAR-2
S/N C1718

8. PRELIMINARY INSPECTION: Preservation/Defects under cover
Results:

NORMAL OPERATION
NO DEFECT FOUND

9. HIDDEN DAMAGE INSPECTION: NOT APPLICABLE

Apparent / Accident Damage Results: See Preliminary Inspection

10. DESCRIPTION OF WORK PERFORMED/PARTS INSTALLED

AD/BULLETIN PERFORMED: NONE

INSPECTED
CLEANED HOUSING.
FUNCTIONALLY TESTED

TESTED & CERTIFIED
AS PER MANUFACTURER'S
SPECIFICATIONS

11. Signature Certificated Repairman Person Performing Work 43.3d
NUMBER 43.9a

[Handwritten Signature]

[Handwritten Signature]

DATE 12/4/03



WORK ORDER ATTACHED --- DETAILS WORK PERFORMED / 8130-3 RETURN TO SERVICE FORM, AUTHORIZED SIGNATURE 43.7c / 43.9(4) ATTACHED

1. Approving National Aviation Authority/Country: FAA/UNITED STATES		2. AUTHORIZED RELEASE CERTIFICATE FAA FORM 8130-3, AIRWORTHINESS TAG			3. System Tracking Ref. No. : 39568	
4. Consolidated Instrument & Avionics Co. FAA 145 CRS # QS2R120L/JAA #4349 510 Industrial Avenue Teterboro Airport Teterboro, New Jersey 07608 USA				5. Workorder, contract or invoice No R009885		
6. Item 1	7. Description POSITION TRANSMITTER	8. Part Number 8TJ39BAR-2	9. Eligibility* N/A	10. Qty One	11. Serial/Batch No C1718	12. Status/Work INSPECTED
13. Remarks: Refer to Attached Work Order #: 39568 Maintenance with Reference to: CSI#149						
14. Certifies that the items identified above were manufactured in conformity to: <input type="checkbox"/> Approved design data and are in condition for safe operation. <input type="checkbox"/> Non-approved design data specified in Block 13.			19. <input checked="" type="checkbox"/> 14 CFR 43.9(4) Return to Service <input type="checkbox"/> Other regulation specified in Block 13 Certifies that unless otherwise specified in Block 13, the work identified in Block 12 and described in block 13 was accomplished in accordance with Title 14, Code of Federal regulations, part 43 and in respect to that work, the items are approved for return to service.			
15. Signature:		16. FAA Authorization No:		20. Authorized Signature: <i>E. Johannesen</i>		21. Certificate No. (145) QS2R120L
17. Name (Typed or Printed):		18. Date:		22. Name (Typed or Printed) E. JOHANNESSEN		23. Date: 4 DEC. 2003

User/Installer Responsibilities
It is important to understand that the existence of this document alone does not automatically constitute authority to install the part/component/assembly. Where user/installer work in accordance with the national regulations of an airworthiness authority different than the airworthiness authority of the country specified in block 1, it is essential that the user/installer ensures that his/her airworthiness authority accepts part/component assemblies from the airworthiness authority of the country specified in Block 1.
Statements in Blocks 14 and 19 do not constitute installation certification. In all cases, aircraft maintenance records must contain an installation certification issued in accordance with the national regulations by the user/installer before the aircraft may be flown.

Worthington Aviation Parts, Inc.

P.O. BOX 21717
 2995 Lone Oak Circle
 Suite 10
 Eagan, MN 55121
 USA

Packing Slip

SO #: 16115
 Date Printed: 1/29/2004
 Time: 8:28:51 AM
 # of Items: 1
 Page: 1

To:
 WORTHINGTON WARRANTY ACCOUNT
 2995 LONE OAK CIRCLE
 SUITE 10
 EAGAN, MN 55121
 USA

Ship To:
 STARFLITE AVIATION
 9000 RANDOLPH
 HOUSTON, TX 77061, USA
 USA

Date Open: 1/29/2004 Ship Via: FEDXP1
 Customer #: WORTHWARFShip Via Acc: 253540079

Customer PO#: N21SF
 Buyer: JAMES WALKER

Item	Part Number/Description	Delivery	To Ship	BackOrd	CD
	WARRANTY CONSIDERATION-INSTALLED LAST SEPT-DOES NOT WORK PROPERLY. POPS BREAKER				
1	8TJ39BAR-2 TRANSMITTER POSITION (EXCHANGE) Core Due: 2/28/2004 Core Charge: \$0.00 Core PN: 8TJ39BAR-2 Core SN: Credit Amount \$0.00		1	EA	0 SV

US MANUFACTURED GOODS
 VALUE FOR CUSTOMS IS \$0.00
 CUSTOMER PROPERTY WARRANTY REPAIR

Authorized Signature:

SubTotal:	\$0.00
Misc Charge:	\$0.00
Freight:	\$0.00
Total:	\$0.00

PACK LIST

Page 1
Print 1/29/04
Order 1/29/04
Request 1/29/04

Duncan Aviation - Dallas
8611 Lemmon Ave
Suite 101, Building R
Dallas TX 75209

Ship STARFLITE MGMT
To: Attn Stuart MacKenzie
900 Randolph Street
Houston, TX 77061

993688200

Co/Cust P.O. No Order No Ship Instructions WH
99/0000009915 126581 36882/00 1B
Terms: Warehouse Transfer

Item Number/Description Order Ship B/D U/M Sec

Carrier: FEDEX OVERNIGHT-COL

M39029/29-212 6.000 6.000 .000 EA 1
PIN
use custoemr fed ex & drop ship
790534324461 W

PACK LIST

Page 1
 Print 1/29/04
 Order 1/29/04
 Request 1/30/04

Duncan Aviation Inc
 P.O. Box 81887
 Lincoln NE 68501

Ship STARFLITE MGMT
 To: ATTN STUART MACKENZIE 993688300
 9000 RANDOLPH ST
 Houston, TX 77061

Co/Cust P.O. No Order No Ship Instructions WH
 99/0000009915 126582 36883/00 02
 Terms: Warehouse Transfer

 Item Number/Description Order Ship B/D U/M Seq

Carrier: FEDEX OVERNIGHT-CDL

PT06CE8-35(SR) 1.000 1.000 .000 EA 1
 CONNECTOR
 630696645839 W

STARFLITE MANAGEMENT GROUP

Maintenance and Discrepancy Log

N 83 SG Month FEB/04

Disc No	Date	Initials	Action	TT:	Defer	Category
7	2-3	SM	TROUBLE SHOOTING FOUND HORN P/N \$C628D INOP. PARTS ON ORDER. SONALERT HORN STABILIZER TRIM P/N \$C628D REMOVED AND REPLACED WITH HORN INOP NEW UNIT. OPS CHECKED SERVICABLE.			
			Sign <i>[Signature]</i>	Cert APP 2618848	Date 2-4	
			TC:	Sign	Cert	Date
8	2-3	JMG	REMOVED AND REPLACED AFT ROTATING BEARING BULLS (P/N NO. 7079-24) AFT ROTATING BEARING BULLS FOUND INOP			
			Sign <i>[Signature]</i>	Cert APP 2618848	Date 2-3-04	
			TC:	Sign	Cert	Date
9	2-3	SM	RE LAMP LANDING LIGHT BULB P/N 4553. OPS CHECKED SERVICABLE RT LANDING LIGHT INOP			
			Sign <i>[Signature]</i>	Cert APP 2618848	Date 2-3-04	
			TC:	Sign	Cert	Date

1.5
1.0

.5 AM

.5

STARFLITE MANAGEMENT GROUP

Maintenance and Discrepancy Log

N 835G Month Feb 04

Disc No	Date	Initials	Action	AIRCRAFT PRE FLIGHT INSPECTION
10	2-3	SM	CARRIED OUT.	
			PRE FLIGHT AIRCRAFT	
			Sign <i>[Signature]</i> Cert AIP 2618848 Date 2-3-04	
TT:			Defer	Category
TC:			Sign	Cert Date
Disc No	Date	Initials	Action	#2 FMS REMOVED AND SENT TO
11	2-3	SM	DUNCAN FOR REPAIRS P/N 1013-42-011 S/N 547	
			(MEL 34-23 CAT C). UNIT RETURNED FROM OVERHAUL AND INSTALLED IN #1 POSITION IN COCKPIT. OPS CHECKED SERVICABLE.	
			#2 FMS SHOWS BUS FAIL.	
			Sign <i>[Signature]</i> Cert AIP 2618848 Date 2-16-04	
TT:			Defer	Category
TC:			Sign	Cert Date
Disc No	Date	Initials	Action	MONTHLY FIRE BOTTLE INSP. CARRIED
12	2-5	DM	OUT ON CABIN + COCKPIT FIREINGST.	
			QW monthly CABIN + COCKPIT Fire Bottle Insp	
			Sign <i>[Signature]</i> Cert AIP 2618848 Date 2-9-04	
TT:			Defer	Category
TC:			Sign	Cert Date

2.5

2.5

5 JMK

STARFLITE MANAGEMENT GROUP

Maintenance and Discrepancy Log

N 8356 Month FEB 04

Disc No	Date	Initials	Action	STATIC WICK PIN D/G 16785 REPLACED
4	1-30	SM	WITH New.	
BROKEN STATIC				
WICK FOUND ON				
RH ELEVATOR				
			Sign <i>[Signature]</i>	Cert ATP 2618848 Date 1-31-04


TT:	Defer	Category
TC:	Sign	Cert Date

Disc No	Date	Initials	Action	RELAMPED WITH 327 BULBS.
5	2-3	SM	OPS CHECKED SERVICABLE	
PILOTS RED				
CHEVRON FOR				
AOA IND?				
			Sign <i>[Signature]</i>	Cert ATP 2618848 Date 2-3-04

TT:	Defer	Category
TC:	Sign	Cert Date

Disc No	Date	Initials	Action	SERVICED O ₂ SYSTEM TO 1800 PSI
6	2-3	SM	AND MONITOR PRESSURE FOR LEAKS.	
O ₂ SYSTEM				
EMPTY				
			Sign <i>[Signature]</i>	Cert ATP 2618848 Date 2-3-04

TT:	Defer	Category
TC:	Sign	Cert Date

1. Approving National Aviation Authority/Country: FAA/UNITED STATES		2.				3. Form Tracking Number: 0402017-001	
AUTHORIZED RELEASE CERTIFICATE FAA Form 8130-3, AIRWORTHINESS APPROVAL TAG						4. Organization Name and Address: Universal Avionics Systems Corporation 3260 E. Universal Way Tucson, AZ 85706	
		Repair Station Number: UZNR483N				5. Work Order, Contract, or Invoice Number: 04R08585	
6. Item:	7. Description:	8. Part Number:	9. Eligibility*	10. Quantity:	11. Serial/Batch Number:	12. Status/Work:	
1	1M	1013-42-011	N/A	1	547	OVERHAULED	
13. Remarks:							
Overhauled, repaired, and returned to service in accordance with Universal Avionics maintenance manual 34-60-17.							
A detailed description of work performed is documented within the work order identified in block 5 of this form.							
Person who performed final acceptance testing for above described work <u>DEBBIE GORDON.</u> Date of completion: <u>02/06/04.</u> Acceptance testing was performed in accordance with Report 20062.							
Universal Avionics certifies that the work specified, except as otherwise specified, was carried out in accordance with JAR 145 and in respect to that work, aircraft component is considered ready for release to service.							
JAR Acceptance Certificate Reference Number JAA.5049							
14. Certifies the items identified above were manufactured in conformity to:				19. <input checked="" type="checkbox"/> 14 CFR 43.9 Return to Service <input checked="" type="checkbox"/> Other regulation specified in Block 13			
<input type="checkbox"/> Approved design data and are in a condition for safe operation. <input type="checkbox"/> Non-approved design data specified in Block 13.				Certifies that unless otherwise specified in Block 13, the work identified in Block 12 and described in Block 13 was accomplished in accordance with Title 14, Code of Federal Regulations, part 43 and in respect to that work, the items are approved for return to service.			
15. Authorized Signature:		16. FAA Authorization No.:	20. Authorized Signature: 		21. Approval/Certificate No.: UZNR483N		
17. Name (Typed or Printed):		18. Date (m/d/y):	22. Name (Typed or Printed): WILLIAM J FROEHLICH III		23. Date (m/d/y): 02/06/04		
User/Installer Responsibilities							
It is important to understand that the existence of this document alone does not automatically constitute authority to install the part/component/assembly.							
Where the user/installer performs work in accordance with the national regulations of an airworthiness authority different than the airworthiness authority of the country specified in Block 1, it is essential that the user/installer ensures that his/her airworthiness authority accepts parts/components/assemblies from the airworthiness authority of the country specified in Block 1.							
Statements in Blocks 14 and 19 do not constitute installation certification. In all cases, aircraft maintenance records must contain an installation certification issued in accordance with the national regulations by the user/installer before the aircraft may be flown.							

STARFLITE MANAGEMENT GROUP

Maintenance and Discrepancy Log

N 835G Month Feb. 04

Disc No	Date	Initials	Action
13	2-5	DAS	GYRO EMERG BATTERY P/N 501-1075-06 S/N 1310
Inspect. EMERG Gyro Battery			REMOVED AND SENT TO UNITED BATTERIES FOR SERVICE JET PS 803-BT OF SAME P/N + S/N INSTALLED ON AIRCRAFT + OPS CHECKED SERVICABLE.
P/N 501-1075-06			Sign <i>[Signature]</i> Cert AIP 2618848 Date 2-10-04
TT:			Defer Category
TC:			Sign Cert Date
Disc No	Date	Initials	Action
14	2.5	DAS	EMERG LIGHT BATTERY P/N 20-\$113 (removed)
Inspect EMERG Lighting Battery			AND SENT TO UNITED BATTERIES FOR SERVICE. MARATHON 20-\$113 BATTERY INSTALLED AND OPS CHECKED SERVICABLE.
P/N 20-\$113			Sign <i>[Signature]</i> Cert AIP 2618848 Date 2-10-04
TT:			Defer Category
TC:			Sign Cert Date
Disc No	Date	Initials	Action
15	2.5	MT	c/w S.L. WW-2491 part II replaced upper & lower bearing & lubed IAW aircraft M.M.
C/W S.L. WW-2491 II			
nose gear strut			
Lube			
2emo			
Date: 2-26-04			Sign <i>[Signature]</i> Cert AP 2668258 Date 2-17-04
TT:			Defer Category
TC:			Sign Cert Date

-5
5

5
5

5.0sc
5.0cm

STARFLITE MANAGEMENT GROUP

Maintenance and Discrepancy Log

N 835G Month Feb. 04

5.0 sm
5.0 sm

Disc No	Date	Initials	Action
16	2-5	DL	both upper & lower bearings have corrosion ordered new bearings PN AN202KP47B & 52NBC 2K4Y2P
			inspected IAW SL2491, replaced upper & lower bearing
			rose out of strut & serviced IAW Aircraft M.M
			Body Bearings:
			Upper & Lower:

SL 2491	Sign	Sean Lynch	Cert	AP2668256	Date	2-17-04
Date: 2-26-04						
TT: 8421.3	Defer				Category	
TC: 6064	Sign		Cert		Date	

Disc No	Date	Initials	Action
17	2-9	DES	A/C PREFLIGHT COMPLETE
			U.A.V. PREFLIGHT CHECK SHEET
			C/W Preflight
			Ab.

2.5 sm

	Sign	[Signature]	Cert	APP 2618848	Date	2-9-04
TT:	Defer				Category	
TC:	Sign		Cert		Date	

Disc No	Date	Initials	Action
18	2-9	MB	FOUND R/H T/R MAX THRUST SETTING 8% HIGH. ADJUSTED
			T/R SETTING IN ACCORDANCE WITH 78-30-00. BOTH ENGINES MATCHED
			CREW REPORTED AIRCRAFT TOGETHER.
			PULLS TO THE RIGHT
			DURING T/R DEPLOYMENT.

1.0
2.0

	Sign	[Signature]	Cert	AP400734161 IA	Date	2-9-04
TT:	Defer				Category	
TC:	Sign		Cert		Date	



BAKER BEARING COMPANY, INC.

13560 S.E. Pheasant Ct.
Portland, OR 97222

February 17, 2004

SOLD TO: HOUSTON AVIATION
8710 TRAVELAIR
HOUSTON, TX 77061

PO #: 04-02-037

QUANTITY: 1 PC.

PART #: 52-NBC2064YZP TORRINGTON

CERTIFICATE OF COMPLIANCE

RE: INVOICE #

WE HEREBY CERTIFY THAT ALL PARTS AND COMPONENTS SUPPLIED ON THIS INVOICE ARE NEW AND UNUSED, AND THAT THEY CONFORM TO THE SPECIFICATIONS OF THE PART NUMBERS INDICATED ON YOUR PURCHASE ORDER.

NO WARRANTY IS GIVEN, EXPRESSED OR IMPLIED, AS TO THE FITNESS OR SUITABILITY OF THESE PARTS FOR ANY SPECIFIC USE OR APPLICATION.

MARK BAKER, VICE-PRESIDENT

PH. (503) 654-3601

FAX (503) 654-3701



INDUSTRIAL TECTONICS
18301 SOUTH SANTA FE AVENUE
RANCHO DOMINGUEZ, CA 90221-99

10-25-01

** PACKING LIST **

SF15039-007

WWW.RBCBEARINGS.COM

1 CTN WT=29 LBS EA

823201

SOCD
TO

DIXIE AEROSPACE BEARINGS CO
SUBSIDIARY OF AVIATION SALES
P.O. BOX 45210

PO # 1184802

ATLANTA, GA 30320

ORD DATE 5/14/01
RBC # SF15039
SHIP LOC 07
CUSTOMER # 20310-001

SHIP
TO

DIXIE AEROSPACE BEARINGS CO

P/S DATE 10/18/01
14:22:48
MSR MXS

SUITE 100
560 ATLANTA SOUTH PKWY
ATLANTA, GA 30349

PAYMENT TERMS

FREIGHT TERMS

REQUESTED CARRIER

NET 30 DAYS

PREPAID AND ADD

FEDERAL EXPRESS

CUSTOMER INSTRUCTIONS

CERTIFICATION

WE HEREBY CERTIFY THAT THESE ITEMS WERE MANUFACTURED AND INSPECTED IN CONFORMANCE WITH APPLICABLE DRAWINGS, SPECIFICATIONS, AND PURCHASE ORDER REQUIREMENTS UNLESS OTHERWISE NOTED ON THIS FORM.

DATE: 10-18-01

B. Bl


AUTHORIZED SIGNATURE

CERTIFICATE OF CONFORMANCE REQUIRED ON ALL ORDERS BEARING PRODUCTS MUST BE LESS THAN 12 MONTHS OLD. LIFE LIMITED MATERIAL MUST HAVE A MINIMUM OF 80% OF SHELF LIFE REMAINING UPON RECEIPT.

SHIPPING INSTRUCTIONS: 1 - 150 LBS. VIA FEDEX EXPRESS SAVER, ACCT. #1141-5058-4. OVER 150 LBS CONSOLIDATED FREIGHTWAYS.

SEQ	OUR PART #	REV	CUST PART #	OR	REL#	QTY	QTY
			OUR UPC CODE			BACKORD	SHIPPED
5	KP47BNFC		MS27642-47		007	0	100
			REQ: 10/26/01	EXP: 10/26/01			
			LOT# 122842				

JRW

1. State of Israel Ministry of Transport Civil Aviation Administration (CAAI)		2. AUTHORIZED RELEASE CERTIFICATE CAAI FORM 8130-3 AIRWORTHINESS APPROVAL TAG				3. Form Tracking Number: B-16261	
4. Organization Name and Address: ISRAEL AIRCRAFT INDUSTRIES LTD. SHL 70100 - ISRAEL					5. Work Order/Contract/Invoice Number: P/O: 013738		
6. Item:	7. Description:	8. Part Number:	9. Eligibility *:	10. Quantity:	11. Serial / Batch No.:	12. Status / Work:	
1.	SCRAPER	S32875	1124	25 EA	14815851-1	NEW	
13. Remarks <u>EXPORT TO U.S.A.</u>							
14. Certifies the items identified above were manufactured in conformity to: <input checked="" type="checkbox"/> Approved design data and are in condition for safe operation. <input type="checkbox"/> Non-approved design data specified in block 13.			19. <input checked="" type="checkbox"/> CAAI ANR Return to service <input type="checkbox"/> Other regulations specified in block 13 Certifies that unless otherwise specified in block 13, the work identified in block 12 and described in block 13 was accomplished in accordance with CAAI Air Navigation Regulations and in respect to that work, the items are approved for return to service.				
15. Authorized Signature: 		16. Approval/Authorization No.: CAAI AE 52		20. Authorized Signature:		21. Approval/Certificate No.:	
17. Name (Typed or Printed): M. SHNYDMAN		18. Date (m/d/y): DEC 18 2002		22. Name (Typed or Printed):		23. Date (m/d/y):	
User/Installer Responsibilities							
It is important to understand that the existence of this Document alone does not automatically constitute authority to install the part/component/assembly. Where the user/installer works in accordance with the national regulations of an airworthiness authority different than the airworthiness authority of the country specified in block 1, it is essential that the user/installer ensures that his/her airworthiness authority accepts parts/components/assemblies from the airworthiness authority of the country specified in block 1. Statements 14 and 19 do not constitute installation certification. In all cases, aircraft maintenance records must contain an installation certification issued in accordance with the national regulations by the user/installer before the aircraft may be flown.							

STARFLITE MANAGEMENT GROUP

MAINTENANCE AND DISCREPANCY LOG

N 83 SG Month Feb. 04

Disc No	Date	Initials	Action
22	2-12	DES	replaced LH pitot tube PN 823675-1
			replaced RH pitot tube ^{MW} 823675-2
			Check BotL pitot tubes for wear + erosion

2.0
2.52

Sign *Sean Lynch* Cert AP2668256 Date 2-12-04

TT: Defer Category
TC: Sign Cert Date

Disc No	Date	Initials	Action
23	2-12	DES	clw preflight insp. service O ₂ is top off hyd. fluid.

1.5

pre-flight aircraft

Sign *Sean Lynch* Cert AP2668256 Date 2-12-04

TT: Defer Category
TC: Sign Cert Date

Disc No	Date	Initials	Action
24	2-12	ms	REPLACED SILICA GEL.

1.0

RADAR WAVEGUIDE DESICANT NEGOS TO BE CHANGED

Sign *[Signature]* Cert AP460734161 JA Date 2-12-04

TT: Defer Category
TC: Sign Cert Date

STARFLITE MANAGEMENT GRP
9000 RANDOLPH ROAD
ATTN: DEWEY SMITH

HOUSTON TX USA
77061

GULFSTREAM-APPLETON
W6355 ATLANTIS DRIVE

APPLETON WI USA
54914-9190
PHONE: 920-735-7000
FAX: 920-735-7108

STARFLITE MANAGEMENT GRP
9000 RANDOLPH ROAD
ATTN: DEWEY SMITH
HOUSTON TX USA
77061

KC REP: LOR, FUE
CARRIER: FEDEX PRIORITY OVERNIGHT
CARRIER ACCT: 2535-4007-9
FRT TERMS: COLLECT-CUSTOMER ACCOUNT
FOB POINT: Shipping Point
WAYBILL: 632235787698
SHIP DATE: 02/10/04 FRT CHR: .00

CONTACT: MIKE
HAZARDOUS: N

PHONE: (713) 644-1128
CUSTOMER PO NO: N83SG

Line	Qty Ordered	Qty Shipped	Back Ordered	UM Part Number	Description
0001	1	1	0	EA 823675-1	PITOT TUBE L/H
*Batch or S/N: B6119 Customer PO: N83SG Condition: New Sales Type: Outright Basis					MSDS: N

Line	Qty Ordered	Qty Shipped	Back Ordered	UM Part Number	Description
0002	1	1	0	EA 823675-2	PITOT TUBE
*Batch or S/N: B6102 Customer PO: N83SG Condition: New Sales Type: Outright Basis					MSDS: N

Notes:

PLEASE REMEMBER TO CALL US TOLL FREE AT 1-866-271-GDAS (4327) FOR ALL YOUR CORPORATE AIRCRAFT PARTS REQUIREMENTS. WE ARE AVAILABLE 24 HOURS A DAY/7 DAYS A WEEK/52 WEEKS A YEAR.

RADOME TO RUDDER SPARES SUPPORT SPECIALIZING IN CHALLENGER, FALCON, HAWKER, GULFSTREAM, AND WESTWIND AIRCRAFT.

ROTABLES AND CONSUMABLES FOR ALL YOUR AIRFRAME, AVIONICS, ENGINE, AND APU REQUIREMENTS.

GROUND SUPPORT EQUIPMENT, SHOP SUPPLIES, INTERIOR COMPLETION ITEMS, AND CUSTOMER PROPERTY REPAIR.

CERTIFICATION OF CONFORMANCE

GDAS03PF

Seller hereby certifies on has on file its supplier's certification that the part and/or components identified on this shipper meet the conditions of this sales order. Seller further certifies, or has on file its supplier certification, that these were determined to be in conformance with applicable specifications and are considered to be in compliance. Where the production parts and components set forth hereon are to be shipped outside the United States, Seller or Seller's manufacturer or supplier certifies that such parts and components comply with production requirements.

BY: [Signature]
Authorized Signature

Sales Order Number

I acknowledge that I have received the above parts and/or services in good condition.

SHIPPED BY: _____

RECEIVED BY: _____

CUSTOMER'S ORDER IS ACCEPTED IN ACCORDANCE WITH THE PROVISIONS SET FORTH HEREIN AND ON THE REVERSE SIDE.

S
O
L
D
O

STARFLITE MANAGEMENT GRP
9000 RANDOLPH ROAD
ATTN: DEWEY SMITH

HOUSTON TX USA
77061

F
R
O
M

GULFSTREAM-APPLETON
W6355 ATLANTIS DRIVE

APPLETON WI USA
54914-9190
PHONE: 920-735-7000
FAX: 920-735-7108

S
H
I
P
T
O

STARFLITE MANAGEMENT GRP
9000 RANDOLPH ROAD
ATTN: DEWEY SMITH
HOUSTON TX USA
77061

KC REP: LOR, FUE
CARRIER: FEDEX PRIORITY OVERNIGHT
CARRIER ACCT: 2535-4007-9
FRT TERMS: COLLECT-CUSTOMER ACCOUNT
FOB POINT: Shipping Point
WAYBILL: 632235787698
SHIP DATE: 02/10/04 FRT CHRG: .00

CONTACT: MIKE
HAZARDOUS: N

PHONE: (713) 644-1128
CUSTOMER PO NO.: N83SG

Notes:

ALL STANDARD STOCK ITEMS RETURNED WITH APPROVAL WILL BE SUBJECT TO A 10% RESTOCKING FEE. RETURN REQUEST FOR SPECIAL ORDER ITEMS WILL BE DEALT WITH ON AN INDIVIDUAL BASIS. ALL ORINGS, SEALS AND GASKETS NOT IN ORIGINAL MANUFACTURERS PACKAGING, AND ALL STANDARD HARDWARE WILL NOT BE ELIGIBLE FOR RETURN. ANY ITEM RETURNED FOR CREDIT WITHOUT ALL ORIGINAL ACCOMPANYING DOCUMENTATION (i.e. 8130-3 tags) WILL NOT BE ACCEPTED. ALL RETURN MATERIAL TRANSPORTATION IS THE RESPONSIBILITY OF THE PURCHASER.

CERTIFICATION OF CONFORMANCE

GDAS03PF

Seller hereby certifies or has on file its supplier's certification, that the part and/or components identified on this shipper meet the conditions of this sales order. Seller further certifies, or has on file its supplier certification, that these were determined to be in conformance with applicable specifications and are considered to be in compliance. Where the production parts and components set forth hereon are to be shipped outside the United States, Seller or Seller's manufacturer or supplier certifies that such parts and components comply with production requirements.

BY: [Signature]
Authorized Signature

Sales Order Number

I acknowledge that I have received the above parts and/or services in good condition.

SHIPPED BY:

RECEIVED BY:

CUSTOMER'S ORDERS ACCEPTED IN ACCORDANCE WITH THE PROVISIONS SET FORTH HEREIN AND ON THE REVERSE SIDE.

AERO- INSTRUMENTS™

14901 Emery Avenue • Cleveland, OH 44135
Ph: (216) 671-3133 • Fax: (216) 671-4177

SOLD TO: General Dynamics Aviation Svcs
FAA Repair Station No. PJYR360K
6925 34th Avenue South
Minneapolis, MN 55450

PACKING LIST

No. 07

Date Shipped: April 17, 2002

Customer P.O.# MSP-P0013145

SHIP TO: SAME

ROUTE UPS COD

Qty/Unit	Part #	Description
15/ea	PH1100-1-LEFT, Pitot Tube S/N: B6116-B6129, 05366	
14/ea	PH1100-1-RIGHT, Pitot Tube S/N: B6100-B6103, B6105-B6110, B6112-B6115	

-CERTIFICATION-

This is to certify that the part(s) furnished on this order are new and have been manufactured in accordance with applicable U.S. Military Specifications and FAA authorizations. Test and inspection reports are on file subject to examination.

Signature

Ellen A. [Signature]

Title

[Signature]

- Partial Order
- Order Complete
- Boxes

SERVICEABLE PART TAG

ITEM DESCRIPTION

Sea bolts

P/N

NAS 6705-8

S/N

N/A

REMARKS

F4Uor Pent per m. 16866

CUSTOMER

Starflight

CUSTOMER ORDER No.

T S O

wrk

DATE

2-12-04

MECH.

G.D.

INSP.

ED

**HOUSTON AVIATION
TECHNICAL SERVICES, INC.**

8710 TRAVELAIR

HOUSTON, TEXAS 77061

FAA REPAIR STATION HOJR765K
713-649-8128


MAINTENANCE RELEASE

The Aircraft appliance identified on the reverse side was repaired and inspected in accordance with current regulations of the Federal Aviation Administration and is approved for return to service.

Pertinent details of the repair are on file at this agency under

work order No. 45572

Date 2-12-04

Signed: 

SIGNATURE OF AUTHORIZED INDIVIDUAL

RECEIVING RECORD/
INCOMING INSPECTION



8430 Larson St.
Houston, Texas 77061
713-644-1128

Qty	1	P/N	2070C01	S/N	3	Date Recd.	2/13/07
Unit Description	WW Fuel Boost Pump						
Vendor:	Hatfield Aviation				PO.#	07-00120	
Shelf Life Exp. Date							
Remarks	0/4 Exchg. Rec. S/N T023 N83\$G						
WO#	F163.22						
Incoming Insp. by:	Jenna Baldo						

Fly with the Best

UNITED BATTERIES AND ACCESSORIES, INC.

7762 Braniff

Houston, TX 77061

Phone: 713-991-9111 • Fax: 713-991-9117

F.A.A. C.R.S. No. U9BR618Y

FORM #9016

SERVICEABLE PART

Customer STAR7lite		Make Jot PS 823-BT
Nomenclature	Part No. 501-1075-06	Serial No. 1310

Work Accomplished

Overhauled

Bench Checked

Repaired

Other (Explain) _____

MAINTENANCE RELEASE

THE AIRCRAFT AND / OR COMPONENT IDENTIFIED ABOVE WAS INSPECTED IN ACCORDANCE WITH CURRENT REGULATIONS OF THE FEDERAL AVIATION ADMINISTRATION AND IS APPROVED FOR RETURN TO SERVICE. PERTINENT DETAILS ARE ON FILE AT THIS REPAIR STATION.

UNDER WORK ORDER NO. _____

Signed

[Signature]

Date

6334
2-10-04

UNITED BATTERIES AND ACCESSORIES, INC.
 CRS #U9BR618Y 7762 BRANIFF HOUSTON, TX 77061
 TEL: 713 991-9111 FAX: 713 991-9117
 E-MAIL: unitedbatteries@aol.com

FORM #9007

NiCad Battery Pack Work Order # _____

Customer STAR 7 Lite Date Received 2-9-04 Customer PO# 108356
 Battery Pack/Cell/
 Power Supply Mfg. Jot Mfg. Type PS 823-BT Mfg. Part No. 501-1075-06

Serial No. 13.10

Pre-Service Hidden Damage Inspection

General Condition

Receiving Voltage: Terminals Battery Pack#1 26.31 1/2 Pack
 Battery Pack #2 26.57
 Outer Case PMS Circuit Board PMS Cells/Cell Cases PMS Hot Spots None
 Receptacle Assy. PMS 5 Amp Fuse PMS 10 Amp Fuse PMS

In-Service Hidden Damage Inspection

Capacity Tests, Step 1 through 3

1st																				
DEEP CYCLED																				
End of Discharge Voltage																				
2nd	14	14	14	PER CELL AVERAGE																
End of Discharge Voltage <u>22.87</u>																				
3rd																				
End of Discharge Voltage _____																				

FINAL CHARGE

4th	60	60	60	PER CELL AVERAGE																
End of Charge Terminal Voltage <u>32.00</u>																				
Functional Test <u>Per MFR spec.</u>																				
Replaced _____																				
Remarks <u>CAP - Charge per MFR spec.</u>																				

WARRANTY: Months from date of return to service if serviced a minimum of every 6 months.

Work Accomplished By CARVER Brown per CMM TP202

Inspected By [Signature] Completion Date 2-10-04

Inspector Recommendations [Signature]

The aircraft component, appliance or accessory was inspected in accordance with the current requirements of the Federal Aviation Administration and is approved for return to service.
 Pertinent details are on file at this repair station.

Authorized Inspection Signature [Signature]
 Date of Final Inspection for Return to Service 2-10-04 Maintenance Release Issued YES or NO

Fly with the Best

UNITED BATTERIES AND ACCESSORIES, INC.

7762 Braniff

Houston, TX 77061

Phone: 713-991-9111 • Fax: 713-991-9117

F.A.A. C.R.S. No. U9BR618Y

FORM #9016

SERVICEABLE PART

Customer STAR 7lite		Make Maestron 20-5113
Nomenclature	Part No. 38451-004	Serial No. NA

Work Accomplished

Overhauled

Bench Checked

Repaired

Other (Explain) _____


MAINTENANCE RELEASE

THE AIRCRAFT AND / OR COMPONENT IDENTIFIED ABOVE WAS INSPECTED IN ACCORDANCE WITH CURRENT REGULATIONS OF THE FEDERAL AVIATION ADMINISTRATION AND IS APPROVED FOR RETURN TO SERVICE. PERTINENT DETAILS ARE ON FILE AT THIS REPAIR STATION.

UNDER WORK ORDER NO. _____

6335

Signed _____



Date _____

2-10-04

UNITED BATTERIES AND ACCESSORIES, INC.
 CRS #U9BR618Y 7762 BRANIFF HOUSTON, TX 77061
 TEL: 713 991-9111 FAX: 713 991-9117
 E-MAIL: unitedbatteries@aol.com

FORM #9007
 NiCad Battery Pack Work Order # 6335

Customer STARFLITE Date Received 29-04 Customer PO# N8356
 Battery Pack/Cell/
 Power Supply Mfg. Marathon Mfg. Type 20-513 Mfg. Part No. 38451-004
 Serial No. N/A

Pre-Service Hidden Damage Inspection

General Condition Per MTR spec.
 Receiving Voltage: Terminals X Battery Pack#1 26.19 1/2 Pack X
 Battery Pack #2 X
 Outer Case PMS Circuit Board NA Cells/Cell Cases PMS Hot Spots none
 Receptacle Assy. PMS 5 Amp Fuse X 10 Amp Fuse X

In-Service Hidden Damage Inspection

Capacity Tests, Step 1 through 3

1st																				
End of Discharge Voltage	<u>DEEP CYCLED</u>																			
2nd	14	14	14																	
End of Discharge Voltage	<u>22.91</u>																			
3rd																				
End of Discharge Voltage																				

FINAL CHARGE

4th	58	58	58																	
End of Charge Terminal Voltage	<u>31.60</u>																			

Functional Test X
 Replaced _____
 Remarks Cap - & Charge per MTR CMM

WARRANTY: _____ Months from date of return to service if serviced a minimum of every 6 months.

Work Accomplished By CAROL BROWN per CMM _____
 Inspected By [Signature] Completion Date 2-10-04

Inspector Recommendations /
 The aircraft component, appliance or accessory was inspected in accordance with the current requirements of the Federal Aviation Administration and is approved for return to service.
 Pertinent details are on file at this repair station.
 Authorized Inspection Signature [Signature]
 Date of Final Inspection for Return to Service 2-10-04 Maintenance Release Issued YES or NO



Cosgrove Aircraft Service, Inc.

70 OSER AVENUE • P.O. Box 18046
Hauppauge, New York 11788
(631) 231-6111 • FAX (631) 231-6128

PACKING LIST

P/L NUMBER 33288	SHIP DATE 02-04-04
DATE 02-04-04	
CUSTOMER P.O. N35G	

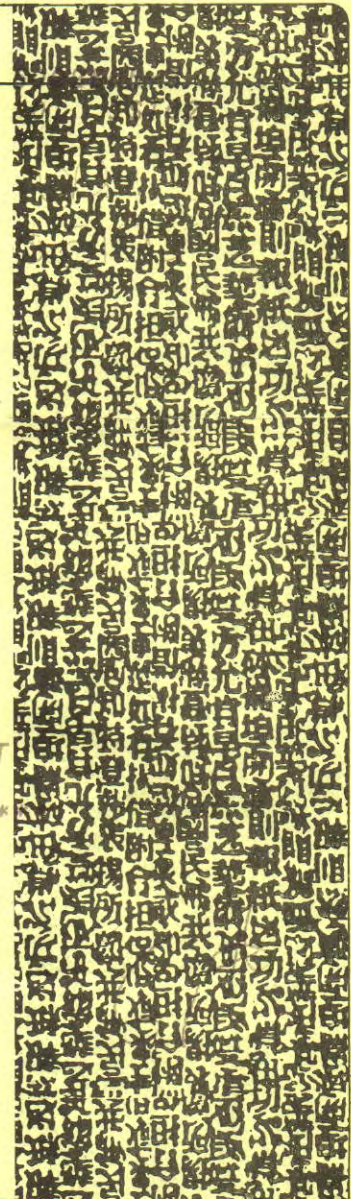
SOLD TO:
STARFLITE MANAGEMENT GROUP
9000 RANDOLPH
HOUSTON TX 77061

SHIP TO:
STARFLITE MANAGEMENT GROUP
9000 RANDOLPH
HOUSTON TX 77061

CIND

CUST. ACCT. NO. 00190412	ORDER DATE 02-04-04	TERMS **AMEX	CTNS PKGS	TOTAL WEIGHT	F.O.B. HAUP	PPD OR COLL	SHIP VIA UPS-GROUND 0022
-----------------------------	------------------------	-----------------	-----------	--------------	----------------	-------------	-----------------------------

QUANTITY ORDERED	QUANTITY BACK-ORD.	QUANTITY SHIPPED	U/M	DESCRIPTION
1	0		EA	5002805-3 BRAKE ASSY SERIAL NO.: MAY82-270 F/T EXCH*
<p>PLEASE USE OUR CXO # 026366 WHEN RETURNING YOUR EXCHANGE CORE.</p> <p>* RUNOUT CORES MUST BE RETURNED TO THE COSGROVE FACILITY INDICATED ON THE 'CXO' TAG WITHIN 15 DAYS FROM THE DATE OF RECEIPT. ANY DELAY IN CORE RETURN MAY SUBJECT CUSTOMER TO A PENALTY CHARGE. IF A CORE REQUIRES PARTS ABOVE A NORMAL OVERHAUL, THE CUSTOMER WILL BE NOTIFIED AND BILLED ACCORDINGLY.</p> <p>THANK YOU. . . .</p> <p>IF YOU FIND ANY PROBLEM WITH THIS SHIPMENT CALL CUSTOMER SERVICE AT (800) 645-1406. ***** THANK YOU FOR YOUR ORDER *****</p>				



SPECIAL INSTRUCTIONS:
SHIP UPS GROUND

PLEASE NOTIFY US IMMEDIATELY IF ERROR IS FOUND IN SHIPMENT

THIS IS A PARTIAL SHIPMENT. BALANCE TO FOLLOW

THIS COMPLETES YOUR ORDER

PACKED BY _____

CHECKED BY _____



NO RETURNS ACCEPTED WITHOUT PRIOR AUTHORIZATION. ALL RETURNED MATERIALS MAY BE SUBJECT TO A RESTOCKING FEE.

PACKING LIST

1. United States	2. FAA FORM 8130-3 Airworthiness Approval Tag US Department of Transportation	3. System Tracking Ref. No.
------------------	--	-----------------------------

4. Organization Cosgrove Aircraft Service, Inc. Tel. 914-997-1481 Bldg #2, Westchester County Airport, White Plains, NY 10604	5. Work Order, Contract, or Invoice number: 27463
---	--

6. Item	7. Description	8. Part No.	9. Eligibility*	10. Qty	11. Serial/Batch No.	12. Status/Work
1	BRAKE ASSY.	5002805-3	TBV BY INSTALLER	1	MAY 82-270	Overhauled

13. Remarks

ALL WORK DONE IN ACCORDANCE WITH: **ABSC CMM AP-447**

Limited life parts must normally be accompanied by maintenance history including total time/total cycles/time since new.

<p>14. New New Overhauled</p> <p>Certifies that the new or newly overhauled part(s) identified above, except as otherwise specified in block 13 was (were) manufactured in accordance with FAA approved design data and airworthiness regulations.</p> <p>NOTE: In case of parts to be exported, the special requirements of the importing country have been met.</p>	<p>19. Return to Service in Accordance with FAR 43.9</p> <p>Certifies that the work specified in block 13 (or attached) above was carried out in accordance with FAA airworthiness regulations and in respect to the work performed the part(s) is (are) approved for return to service.</p>
---	--

15. Signature:	16. FAA Authorization No.:	20. Authorized Signature: <i>Andrew Camardella</i>	21. Certificate Number: FE1R136K
17. Name (typed or printed):	18. Date:	22. Name (typed or printed): Andrew Camardella	23. Date: 8-29-01

**AIRWORTHINESS APPROVAL TAG
USER/INSTALLER RESPONSIBILITIES**

It is important to understand that the existence of this Document alone does not automatically constitute authority to install the part/component/assembly.

Where the user/installer work in accordance with the national regulations of an Airworthiness Authority different than the Airworthiness Authority of the country specified in block 1 it is essential that the user/installer ensures that his/her Airworthiness Authority accepts parts/components/assemblies from the Airworthiness Authority of the country specified in block 1.

Statements in block 14 and 19 do not constitute installation certification. In all cases aircraft maintenance records must contain an installation certification issued in accordance with the national regulations by the user/installer before the aircraft may be flown.

Brake Inspection Report

Customer: Penske Jet

Assembly Number: 5002805-3

Serial Number: MAF 82-270

Work Order No.: _____

Preliminary Inspection (List any damage found): worn/Replaced LID tag
worn

Disassemble Brake _____	<u>GB</u>
Strip, Clean & Inspect Piston Housing _____	<u>GB</u>
Inspect Rotating discs _____	<u>N.A</u>
Inspect Stationary discs _____	<u>N.A</u>
Inspect Back & Pressure Plates _____	<u>GB</u>
Inspect Pistons & Piston Sleeves _____	<u>GB</u>
Inspect Insulators & Screws _____	<u>N.A</u>
Inspect Grip & Tubes _____	<u>N.A</u>
Inspect Return Springs, Pins & Housings _____	<u>GB</u>
Inspect Torque Tube _____	<u>GB</u>
Inspect Hardware _____	<u>GB</u>
Magnaflux Bolts _____	<u>GB</u>
Inspect Plugs, Adapters & Bleeders _____	<u>GB</u>
Re-Pad back & Pressure Plates & Stationary Discs _____	<u>GB</u>
Re-Paint Piston Housing _____	<u>GB</u>
Apply Sandstrom To Bolt Shanks _____	<u>GB</u>
Assemble Brake _____	<u>GB</u>
Torque Brake Bolt Nuts _____	<u>GB</u>

Final Inspection


Brake Pressure Checked At 2000 PSI

Running Clearance min. 005 At 60 PSI (Back Pressure)

Technician Sign: [Signature] Date: 8-29-01

Maintenance Release Signed By Inspector: Andrew Camardella

Date: 8-29-01

1. Approving National Aviation Authority/Country: FAA/United States		2. AUTHORIZED RELEASE CERTIFICATE FAA Form 8130-3, AIRWORTHINESS APPROVAL TAG					3. Form Tracking Number: W/5566A	
4. Organization Name and Address: Cosgrove Aircraft Service Inc. 6 Loop Road, Bldg #2 Westchester County Airport White Plains, NY 10604 Tel: 914-997-1481						5. Work Order/Contract/Invoice Number: 30732		
6. Item:	7. Description:	8. Part Number:	9. Eligibility: *	10. Quantity:	11. Serial/Batch Number:	12. Status/Work:		
1	Brake assy	5002805-3	TBD BY INSTALLER	1	may 82-270	Inspected		
13. Remarks: Functional Test only All work done in accordance with: ABS Manual AP# 447								
14. Certifies the items identified above were manufactured in conformity to: <input type="checkbox"/> Approved design data and are in a condition for safe operation. <input type="checkbox"/> Non-approved design data specified in Block 13.				19. <input checked="" type="checkbox"/> 14 CFR 43.9 Return to Service <input type="checkbox"/> Other regulation specified in Block 13 Certifies that unless otherwise specified in Block 13, the work identified in Block 12 and described in Block 13 was accomplished in accordance with Title 14, Code of Federal Regulations, part 43 and in respect to that work, the items are approved for return to service.				
15. Authorized Signature:		16. Approval/Authorization No.:	20. Authorized Signature: 		21. Approval/Certificate No.: FE1R136K			
17. Name (Typed or Printed):		18. Date (m/d/y):	22. Name (Typed or Printed): John Caridi		23. Date (m/d/y): 5-6-03			
User/Installer Responsibilities								
<p>It is important to understand that the existence of this document alone does not automatically constitute authority to install the part/component/assembly.</p> <p>Where the user/installer performs work in accordance with the national regulations of an airworthiness authority different than the airworthiness authority of the country specified in Block 1, it is essential that the user/installer ensures that his/her airworthiness authority accepts parts/components/assemblies from the airworthiness authority of the country specified in Block 1.</p> <p>Statements in Blocks 14 and 19 do not constitute installation certification. In all cases, aircraft maintenance records must contain an installation certification issued in accordance with the national regulations by the user/installer before the aircraft may be flown.</p>								

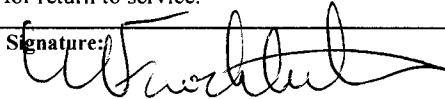
Brake Inspection Report

Customer CAST
Assembly Number 5002805-3
Serial Number MAY 82-270
Work Order No. 30732
Preliminary Inspection (List any damage found) OKed / Functional test only
Used Cmm AP 447 Rev 6

Disassemble Brake	N.A
Strip, Clean, & Inspect Piston Housing	N.A
Inspect Rotating Discs	N.A
Inspect Stationary Discs	N.A
Inspect Back & Pressure Plates	N.A
Inspect Pistons & Piston Sleeves	GB
Inspect Insulators & Screws	N.A
Inspect Grip & Tubes	N.A
Inspect Return Springs, Pins, & Housings	N.A
Inspect Torque Tube	N.A
Inspect Hardware	N.A
Magnaflux Bolts	N.A
Inspect Plugs, Adapters, & Bleeders	GB
Re-Pad Back & Pressure Plates & Stationary Discs	N.A
Re-Paint Piston Housing	N.A
Apply Sandstrom To Bolt Shanks	N.A
Assemble Brake	N.A
Torque Brake Bolt Nuts	N.A

Final Inspection

Brake Pressure Checked At 2,000 PSI
Running Clearance Min 1005 At 60 PSI (Back Pressure)
Technician Sign: S. Brucetti Date 5-5-03
Maintenance Release Signed By Inspector _____ Date 5-6-03

1. Approving National Aviation Authority/Country: FAA/UNITED STATES		2. AUTHORIZED RELEASE CERTIFICATE FAA Form 8130-3, AIRWORTHINESS APPROVAL TAG				3. Form Tracking Number: 0402370-001	
4. Organization Name and Address: Universal Avionics Systems Corporation 3260 E. Universal Way Tucson, AZ 85706		Repair Station Number: UZNR483N				5. Work Order, Contract, or Invoice Number: 04R08875	
6. Item:	7. Description:	8. Part Number:	9. Eligibility*	10. Quantity:	11. Serial/Batch Number:	12. Status/Work:	
1	1M	1013-42-011	N/A	1	548	OVERHAULED	
13. Remarks: Overhauled, repaired, and returned to service in accordance with Universal Avionics maintenance manual 34-60-17. A detailed description of work performed is documented within the work order identified in block 5 of this form. Person who performed final acceptance testing for above described work <u>DENNIS W FINNEY.</u> Date of completion: <u>02/18/04.</u> Acceptance testing was performed in accordance with Report 20062. Universal Avionics certifies that the work specified, except as otherwise specified, was carried out in accordance with JAR 145 and in respect to that work, aircraft component is considered ready for release to service. <p style="text-align: right;">JAR Acceptance Certificate Reference Number JAA.5049</p>							
14. Certifies the items identified above were manufactured in conformity to: <input type="checkbox"/> Approved design data and are in a condition for safe operation. <input type="checkbox"/> Non-approved design data specified in Block 13.			19. <input checked="" type="checkbox"/> 14 CFR 43.9 Return to Service <input checked="" type="checkbox"/> Other regulation specified in Block 13 Certifies that unless otherwise specified in Block 13, the work identified in Block 12 and described in Block 13 was accomplished in accordance with Title 14, Code of Federal Regulations, part 43 and in respect to that work, the items are approved for return to service.				
15. Authorized Signature:		16. FAA Authorization No.:	20. Authorized Signature: 		21. Approval/Certificate No.:		
			UZNR483N				
17. Name (Typed or Printed):		18. Date (m/d/y):	22. Name (Typed or Printed):		23. Date (m/d/y):		
			WILLIAM J FROEHLICH III		02/18/04		
User/Installer Responsibilities							
It is important to understand that the existence of this document alone does not automatically constitute authority to install the part/component/assembly. Where the user/installer performs work in accordance with the national regulations of an airworthiness authority different than the airworthiness authority of the country specified in Block 1, it is essential that the user/installer ensures that his/her airworthiness authority accepts parts/components/assemblies from the airworthiness authority of the country specified in Block 1. Statements in Blocks 14 and 19 do not constitute installation certification. In all cases, aircraft maintenance records must contain an installation certification issued in accordance with the national regulations by the user/installer before the aircraft may be flown.							



WORKORDER
04R08875
Repair Station UZNR483N

Claim Date : 02/17/2004	Page : 1
Claim No : 04408875	Ack. No : 0402370
Div-Plant : 02-20	
Received From : D02600 DUNCAN AVIONICS--HOUSTON	Phone :
Ship To : D02602 DUNCAN AVIONICS--HOUSTON	Phone :
Part No : 1013-42-011	Part Serial : 548
Part Descr : 1M,BLK,ANA,RAIM,429 GPS OUT	Warranty No :
Reason : CM REPAIR/MODIFY, NON-WARRANTY	Expires :
A/C Serial :	Fleet :
Registration :	Type :
A/C Descr :	

WCRK ORDER SUMMARY

CUST REPORTED: BATTERY DISCREPANCY
REPAIR ACTION: BOARD REMOVED/REPAIRED AND REINSTALLED
DURING TEST ENCOUNTERED: BATTERY DISCREPANCY
REPAIR ACTION: BOARD REMOVED/REPAIRED AND REINSTALLED
REPAIR ACTION: BOARD REMOVED/REPAIRED AND REINSTALLED

OUTGOING CONFIGURATION

PART NO:	1013-42-011
SERIAL NO:	548
SCN	23.0
GPS	10.3
MODS.	2,3,4,5
Display	1.1
MONITOR	1.3
AUX	1.3
ARINC	3.0

WORK ORDER DETAIL

>CUST REPORTED BATTERY DISCREPANCY< BATTERY FAIL MESSAGE.

OUTGOING: SCN 23.0
REPAIR/MODIFY, NON-WARRANTY
SHIP DATE: 02/18/2004
DO NOT SHIP-SEE BELOW
EXPEDITE

SESS	EMPLOYEE NAME	DATE	HOURS
	WORK PERFORMED		
	INCOMING CONFIGURATION		
	SCN 23.0		
	GPS 10.2		
	MODS. 2,3,4		
	MONITOR 1.3		
	AUX 1.2		
	ARINC 3.0		
	NOTE: W/FLASHCARD		
001	GARLANT JR BERNARDO INC INSP AT 1503 LAST INSP DATE: 03/26/1997 SCRATCHED UNIT ALL OVER. VERY DIRTY LENS WITH FLASH LIGHTLY CHIPPED PAINT ON FACEPLATE. EDGES. FRONT. MISSING HARDWARE (AMBER COLORED) ABOVE "MSG" KEY. SLIGHTLY LOOSE LENS	02/17/2004	0.10
002	FINNEY DENNIS W	02/18/2004	0.10



WORKORDER
04R08875

Repair Station UZNR483N

Claim Date	: 02/17/2004	Page	: 2
Claim No	: 04408875	Ack. No	: 0402370
Div-Plant	: 02-20		
Received From	: D02600 DUNCAN AVIONICS--HOUSTON	Phone	:
Ship To	: D02602 DUNCAN AVIONICS--HOUSTON	Phone	:
Part No	: 1013-42-011	Part Serial	: 548
Part Descr	: 1M,BLK,ANA,RAIM,429 GPS OUT	Warranty No	:
Reason	: CM REPAIR/MODIFY, NON-WARRANTY	Expires	:
A/C Serial	:	Fleet	:
Registration	:	Type	:
A/C Descr	:		

SQUAWK VERIFIED
REPLACED BATTERIES TO CORRECT.
INSTALLED AUX 1.3, GPS 10.3.
REMOVED PART: CPU BOARD
01013010A S/N: 93170-08 W/O # 04R08875-001
REPLACE BATTERY (P/N 78036005) DUE TO LOW VOLTS
REMOVED PART: DISPLAY BOARD
01013060A S/N: 92731-40 W/O # 04R08875-002
BOARD REMOVED FOR LATEST ECO UPDATES
REMOVED PART: GPS BOARD
01013075C S/N: 92707-03 W/O # 04R08875-003
REPLACE BATTERY (P/N 78036005) DUE TO LOW VOLTS
BOARD REMOVED FOR LATEST ECO UPDATES

003

FINNEY DENNIS W 02/18/2004 2.00
REPLACED MISSING AMBER LENS IN MSG LIGHT.
INSTALLED PART: CPU BOARD
01013010A S/N: 93170-08 W/O # 04R08875-001
Work performed on board:
>PERFORMED THE FOLLOWING:
REPLACED COMPONENT: BT1
- PART NUMBER: 78036005
- REASON: OUT OF TOLERANCE<
Inspected: No Defects

INSTALLED PART: DISPLAY BOARD
01013060A S/N: 92731-40 W/O # 04R08875-002
Work performed on board:
>PERFORMED THE FOLLOWING:
COMPLETED ECO(S): 101295<
Inspected: No Defects

INSTALLED PART: GPS BOARD
01013075C S/N: 92707-03 W/O # 04R08875-003
Work performed on board:
>PERFORMED THE FOLLOWING:
REPLACED COMPONENT: BT1
- PART NUMBER: 78036005
- REASON: OUT OF TOLERANCE<
>PERFORMED THE FOLLOWING:
COMPLETED ECO(S): 102340<
Inspected: No Defects

VERIFIED UNIT CIRCUIT BOARD CONFIGURATION
OVERHAULED AND REPAIRED IN ACCORDANCE WITH UNIVERSAL
AVIONICS MAINTENANCE MANUAL 34-60-17. TESTED TO CURRENT
MANUFACTURING ACCEPTANCE TEST PROCEDURES(ATP), REPORT
20062. PASSED ATP.
DATABASE DATE: 03/17/04 REGION: world
CONTINUED ON NEXT PAGE



WORKORDER

04R08875

Repair Station UZNR483N

Claim Date	: 02/17/2004	Page	: 3
Claim No	: 04408875	Ack. No	: 0402370
Div-Plant	: 02-20		
Received From	: D02600 DUNCAN AVIONICS--HOUSTON	Phone	:
Ship To	: D02602 DUNCAN AVIONICS--HOUSTON	Phone	:
Part No	: 1013-42-011	Part Serial	: 548
Part Descr	: 1M, BLK, ANA, RAIM, 429 GPS OUT	Warranty No	:
Reason	: CM REPAIR/MODIFY, NON-WARRANTY	Expires	:
A/C Serial	:	Fleet	:
Registration	:	Type	:
A/C Descr	:		

004	PROCTOR BARRY	02/19/2004	0.10
	POST-MAINTENANCE INSPECTION PERFORMED. APPLIANCE PASSED INSP IAW INSPECTION PROCEDURES REPORT # 20430. INSPECTION COMPLETED AT 0925.		
005	FROEHLICH III WILLIAM J	02/19/2004	0.10
	FINAL INSPECTION PERFORMED. APPLIANCE PASSED INSP IAW INSPECTION PROCEDURES REPORT # 20430. INSPECTION COMPLETED AT 0925. THIS ARTICLE IS AIRWORTHY WITH RESPECT TO THE WORK PERFORMED.		

Tech _____ Date: 02/19/2004
 FINNEY DENNIS W 2552709

Cert Rpmn Supv Maint _____ Date: 02/19/2004
 FROEHLICH III WILLIAM J 2551261

Insp _____ Date: 02/19/2004
 PROCTOR BARRY

Cert Rpmn Perf Final Insp _____ Date: 02/19/2004
 FROEHLICH III WILLIAM J 2551261

STARFLITE MANAGEMENT GROUP

Maintenance and Discrepancy Log

N 83 SG Month Feb. 04

3.02

Disc No	Date	Initials	Action	Sign	Cert	Date
28	2-16	SA	cleaned & degreased nose wheel well & lubed nose gear at all fittings	Sean Lynch	AP2666258	2-16-04
			nose wheel well dirty			

TT:	Defer		Category			
TC:	Sign		Cert		Date	
Disc No	Date	Initials	Action	Sign	Cert	Date
29	2-25	SM	REMOVED #1 FMS P/N 1013-42-011			
			SLW 548			
			#1 FMS BATTERY			
			FRWL			
V O I D						

Sign		Cert		Date		
SEE ITEM # 27						
TT:	8445-0		Defer		Category	
TC:	6082		Sign		Cert Date	
Disc No	Date	Initials	Action	Sign	Cert	Date
30	2-22	DM	Check & Repair GC4 P/N 3520600C16801EX			
			Replace with unit from F.C.			
			OK Gen & P/N 3520400C16801EX.			AG - Voltage
			Change on 4/11			One CU 01
			ERWAP			
			off			

Sign		Cert		Date		
2-24-04						

Defer		Category				
TC:	Sign		Cert		Date	

STARFLITE MANAGEMENT GROUP

Maintenance and Discrepancy Log

N 8356 Month JAN. 04

Disc No	Date	Initials	Action
1	1-2	JMC	Pre-flight Service OK
			Pre-flight Service OK
			Sign <i>[Signature]</i> Cert <u>AP4528457365</u> Date <u>1-2-04</u>

JMC
1.0

TT: 8416.8 Defer Category
 TC: 6061 Sign Cert Date

Disc No	Date	Initials	Action
2	1-10	OAS	c/w cabin & cockpit Firebottle wt. check & insp.
			C/w monthly cabin & cockpit portable FIRE ext Bottle c/w wt. c/w
			Sign <i>[Signature]</i> Cert <u>AP2668256</u> Date <u>1-13-04</u>

052

TT: 8416.8 Defer Category
 TC: 6061 Sign Cert Date

Disc No	Date	Initials	Action
3	1-10	DN	N/A
			FLIGHT LOG CORRECTED TIME
			Change OIL ON ENGINE 8362.7 HRS. OIL CHANGE
			IN # 2 ENGINE DUE AT 8466.9 HRS
			8416.8 TT AF
			6061 TC AF

.5

			Sign <i>[Signature]</i> Cert <u>AP2668256</u> Date <u>1-13-04</u>
--	--	--	---

DUP- 8446.9 Defer Category
 TC: Sign Cert Date

STARFLITE MANAGEMENT GROUP

Maintenance and Discrepancy Log

N 83 SG Month JAN. 04

Disc No	Date	Initials	Action
4	1-10	DAS	clw 150 hr eng insp. IAW Man. MM

clw 150 Hr

A-F. Insp.

Sign Sean Lynch Cert AP2688256 Date 1-14-04

DUP 844 8

TT: 8414.8 Defer Category

TC: 1 6061 Sign Cert Date

Disc No	Date	Initials	Action
5	1-12	DAS	aligned panel & installed

Overhead panel
in the Bathroom
fell out

Sign Sean Lynch Cert AP2688256 Date 1-14-03

TT: Defer Category

TC: Sign Cert Date

Disc No	Date	Initials	Action
6	1-12	DAS	jacked acct. cycled gear several times could not duplicate problem. OK

white light in gear
handle stays on
when gear is retracted
until Reset

includes service note from Sep
item # 8

Sign [Signature] Cert ALP555570806 Date 1-12-04

8448.8

Defer Category

TC: 6061 Sign Cert Date

STARFLITE MANAGEMENT GROUP

Maintenance and Discrepancy Log

N 83 SG Month JAN. 04

Disc No	Date	Initials	Action
7	1-12	DMS	
			e/w 150/300 hr.
			LEFT ENG.
			PULL SOAP SAMPLE
			<i>MA</i>
			HAS LOANER ENGINE INSTALLED

			Sign _____ Cert _____ Date _____

TT:			Defer _____ Category _____
TC:			Sign _____ Cert _____ Date _____
Disc No	Date	Initials	Action
8	1-12		jacked a/cft. & serviced nose gear
			IAW MFG's Maint. Manual 12-10-04 Pg 203
			service nose gear

			Sign <i>Sean Lynch</i> Cert AP2688256 Date 1-12-04

TT:	8416.8		Defer _____ Category _____
TC:	6061		Sign _____ Cert _____ Date _____
Disc No	Date	Initials	Action
9	1-13	SM	SB RODS FOUND TO BE OF
			UPGRADED PN 513506-503 RE. NO
			e/w SB 1124-27-100 R2 FURTHER ACTIONS REQUIRED IAW
			ALLISON CONTROL SB 1124-27-100 R2.
			(150 HR)

			Sign <i>D. Duff</i> Cert AP2618848 Date 1-14-03

TT:	8416.8		Defer _____ Category _____
TC:	6041		Sign _____ Cert _____ Date _____

2.052
2000

5.72
15.00

STARFLITE MANAGEMENT GROUP

Maintenance and Discrepancy Log

N 835G Month Jan 04

Disc No	Date	Initials	Action
			AID 92-12-02 C COMPLIED WITH.
10	1-13	SM	RODS FOUND TO BE OF PROPER P/N
C/W AD 92-12-02C			513506-503 RE. NO FURTHER ACTION
ALTERON ROD ASSY			REQUIRED IAW SB 1124-27-100 R2
(150 HR)			
Sign <i>[Signature]</i>			Cert AIP 2618848 Date 1-14-04
TT:	8416.8	Defer	Category
TC:	6061	Sign	Cert Date
Disc No	Date	Initials	Action
11	1-13	MB	CIF - A/c down for Fuel Leak
FUEL LEAKS			See item Feb #1
Sign <i>[Signature]</i>			Cert 253660110 MB Date 1-3-04
TT:		Defer	Category
TC:		Sign	Cert Date
Disc No	Date	Initials	Action
12	1-13	SM	SOAP SAMPLE CARRIED OUT ON #2 ENGINE TO PUT ENGINE IN SYNC WITH AIRFRAME ISO HR INSP. OF ENGINES.
SOAP SAMPLE #2 ENGINE.			
Sign <i>[Signature]</i>			Cert AIP 2618848 Date 1-13-04
TT:	8416.8	Defer	Category
TC:	6061	Sign	Cert Date

0.5sc
0.5sm
2.0sm
3.0ms
8.5sc
7.0mc
3.0mc
(SEE BACK)
1.0SM
.5sc

1-13-04	6.0	1.0
1-14-04	3.0	1.0
1-15-04	7.0	1.0
1-17-04	4.0	1.0
1-19-04	11.0	1.0
1-20-04	7.5	1.0
1-21-04	7.5	1.0
1-22-04	9.5	1.0

1-12-04 ~ 1-22-04 78.0 88

76.5 SM
8.0 SM

STARFLITE MANAGEMENT GROUP

Maintenance and Discrepancy Log

N 8356 Month JAN. 04

Disc No	Date	Initials	Action
13	1-14	sg	replaced bulb IN 1683 Ops OK. OK
			light in potty closet out

			Sign <i>[Signature]</i> Cert AP2668256 Date 1-14-04
TT: 8416.8			Defer Category
TC: 6061			Sign Cert Date
Disc No	Date	Initials	Action
14	1-23	SM	150 / 300 HR INSPECTION CARRIED OUT 12-19-03 AT 8343.8 ENGINE HOURS. 150 HR NEXT DUE AT 8,493.8 HRS
			RH engine 150/300 HR Insp.

			Sign <i>[Signature]</i> Cert AP2668848 Date 1-23-04
TT: 8416.8			Defer Category
TC: 6061			Sign Cert Date
Disc No	Date	Initials	Action
15	1-23	DLS	Remove Rental Eng. Install engine P. 77482. by Gannett Aviation of Houston
			Remove 4th Eng
			Install 1400hr
			mpl. DAG 5/2 P. 77482

			Sign <i>[Signature]</i> Cert 273660850 Date 1-30-04
TT: 8416.8			Defer Category
TC: 6061			Sign Cert Date

.55c

5

7.0

150 HOUR FLIGHT HOURS INSPECTION - MAINTENANCE PRACTICES

NOTE: All items in this section (5-21-00) are to be inspected at 150 hour intervals.

1. Engine

Engine Periodic Inspection. Ref. 72-00-00, Inspection/Check section of applicable AlliedSignal Aerospace Light Maintenance Manual.

NOTE: For Engine, Nacelle and Pylon Inspection, Ref. 5-20-07, Maintenance Practices.

2. Starter/Generator

- A. Electrical Leads and Cooling Duct - condition and security.
- B. Cooling Fan - nicks and blade damage.
- C. Brushes Wear Check - Ref. 80-10-00, Maintenance Practices and/or Lucas Aerospace Maintenance Manual, File No. 23700.

3. General

- A. Check that a Preflight Inspection has been made.
- B. Check all applicable FAA Airworthiness Directives and Manufacturers' Service Bulletins. Make required log book entries.
- C. Check that all aircraft documents are current and in order before release of aircraft.

LEFT		RIGHT	
MECH	INSP	MECH	INSP
87	84	87	84
87	84	87	84
87	84	87	84
87	84	87	84
87	84	87	84
87	84	87	84
87	84	87	84
87	84	87	84

EFFECTIVITY: ALL

Shoreline dba Safetech

Houston Branch - FAA WV1R599K
 8305 Monroe Road
 Houston, TX 77061
 713-947-1115 713-947-0593 (fax)

Work Order No: AH27411

Rec'd: 11/10/2003**Date Shipped:** / /**Date Reqd:** 11/17/2003**Customer:** STARFLITE MANAGEMENT GROUP**Cust #** 895**Account Code:** CREDIT CARD-COD**Customer P.O. #** 83SG**Instructions:** RECERTIFY**MFR:** VARIOUS**Part Description:** LIFEVEST, ADULT/CHILD**Qty:** 9**MFR.#:** VARIOUS**Serial No:** VARIOUS**Additional Serial No:****Teardown Finding:** NORMAL WEAR,

Corrective Action: AIR RETENTION TESTED, WEIGHT CHECKED C02 CART., CHECKED LIGHT ASSY., REPACKED PER MFG CMM
 25-60-6 25-60-7

Part Number	Description	Qty Order	Qty Issue	Price	Amount
SER-ASSOR	LIFEVEST SERVICE, ASSORTED MFG.	9	9		

Date Completed: 11/17/2003**Tech:** LM**Inspector:** M MARTINEZ

THE COMPONENT IDENTIFIED ABOVE IS APPROVED AIRWORTHY WITH RESPECT TO THE WORK PERFORMED.

Shoreline dba Safetech
Houston Branch - FAA WV1R599K
8305 Monroe Road
Houston, TX 77061
713-947-1115 713-947-0593 (fax)

PACKING LIST

SOLD TO: STARFLITE MANAGEMENT GROUP
9000 RANDOLPH
HOUSTON TX 77061
USA

SHIP TO: STARFLITE MANAGEMENT GROUP
HOLD/WILL CALL

Date	Purchase Order No	Requisition No	Work Order No	Salesperson	Account No	
11/17/2003	83SG		AH27411	REECE	895	
Terms	FOB	Date Shipped	Shipped Via	Tracking No		
CREDIT CARD-COD	Houston		WILL CALL			
Product	MFR	MFR #	Serial Number			
LIFEVEST, ADULT/CHILD	VARIOUS	VARIOUS	VARIOUS			
Part Number	Description			Qty	Price	Amount
SER-ASSOR	LIFEVEST SERVICE, ASSORTED MFG.			9	9.37	84.33
TOTAL						84.33

SHORELINE MARINE, INC. dba SAFETECH
 8305 Monroe
 Houston, Texas 77061
 713-947-1115
 FAA Repair Station WV1R599K

25-60-6
 25-60-7

Customer Starlite management LIFE VEST LOG PO # 8356 WO # AH27411

	Part Number	Serial Number	Parts Replaced
1	P0723-105	F341666	
2		F04097	
3	P0723E105P	99818	
4	P0723-105	F34011	
5	3505-101	K1100069	
6	P0723-105	F34030	
7	P0723E105P	593605	
8		F34028	
9		F34347	
10			
11			
12			
13			
14			
15			
16			
17			
18			
19			
20			
21			
22			
23			
24			
25			

FORM -- 03

MAINTENANCE RELEASE. The component identified above was repaired and inspected in accordance with current regulations of the Federal Aviation Administration and is approved for return to service.