

Maintenance Work Order

Registration: 8JSG	Manufacture: TAI	Model No: 1124
Date: 07-06-05	Serial No: 368	Entered By: JMG
Total Time:	Total Landings:	Work Order No. 07-05
		Item No.

Discrepancy: **COMPLY WITH COCKPIT AND CABIN FIREBOTTLE MONTHLY VISUAL INSPECTION.**

Corrective Action: C/W MONTHLY VISUAL INSPECTION OF COCKPIT AND CABIN FIREBOTTLES	DATE	TECH	TIME
	07-06-05	JMG	0.5



Removed	Date	Reinstalled	Date	Function OK	Date	Leak OK	Date

Position	P/N OFF	S/N OFF	P/N ON	S/N ON

In accordance with 14 CFR § 43.9 (§ 43.11-Insps) I certify that the work described, performed, and completed herein has been done satisfactorily using the aircraft's airframe, engine, or appliance manufacturer's (as applicable) recommended methods, and procedures contained within the manufacturer's current maintenance manual. The subsequent signature, with certificate number appropriate to the work performed with the date on which it was completed, constitutes a return to service only for the work performed and completed herein. For maintenance/inspections performed in accordance with 14 CFR § 135.411(a)(2), reference the current certificate holders approved program and/or GMM, for the required return to service statement.

Technician Signature <i>[Signature]</i>	Certificate Number A&P 3037518	Date 07-06-05
Inspector Signature <i>[Signature]</i>	Certificate Number A&P 512664275	Date 07-06-05

Westwind 1124
Pre and Post Flight inspection
N8356

Post Flight

- AB Nose torque link disconnected
- P/A Lav serviced
- CPB Pitot and static covers installed
- CPB Gear and tires for condition
- AB Engine oil levels (1 qt low)

Signature *Larry P. Dault* Date *07-27-2005*

Pre Flight

- AB Windshields and cabin windows for condition
- CPB Wings, de-ice boots and stall strip for condition
- CPB Tip tank fuel valve closed (up)
- CPB Ailerons, flaps and speed brakes for condition
- CPB HP rupture membrane in place
- CPB Hyd reservoir level
- CPB Gear extension cylinder (1700-2000 psi)
- CPB Thrust reverser cylinder (710-940 psi)
- CPB Engines for leaks
- CPB Engine inlets and exhaust for FOD
- CPB Exterior lights
- CPB Interior systems checked
- CPB Oxygen full (1800-2000 psi) *SERVICED*
- CPB Brake wear
- CPB Tire inflation (nose 55psi main 155 psi) *SERVICED*
- CPB Sump fuel

Signature *Larry P. Dault* Date *07-27-2005*

Maintenance Work Order

Registration: N839G	Manufacture: IAI	Model No: 1124
Date: 7-13-05	Serial No: 368	Entered By: SM
Total Time: 8796.6	Total Landings: 6342	Work Order No. 07-05
		Item No.

Discrepancy: LH MAIN TIRE WORN

Corrective Action: LH MAIN WHEEL ASSY REMOVED AND REPLACED WITH BUILT UP ASSY IAW 32-41-00 OF MAINT. MAN. TIRE PRESS SET 155 PSI

Date	Tech	Time
7.13	SM	2.5

Removed	Date	Reinstalled	Date	Function OK	Date	Leak OK	Date

Position	P/N OFF	S/N OFF	P/N ON	S/N ON
#1 main	5002823-1	JUNE 02-895	5002823-1	JUN 03-890
TIRE	249K83-3	41560920	249K83-3	50601065

In accordance with 14 CFR § 43.9 (§ 43.11-Insp's) I certify that the work described, performed, and completed herein has been done satisfactorily using the aircraft's airframe, engine, or appliance manufacturer's (as applicable) recommended methods, and procedures contained within the manufacturer's current maintenance manual. The subsequent signature, with certificate number appropriate to the work performed with the date on which it was completed, constitutes a return to service only for the work performed and completed herein. For maintenance/inspections performed in accordance with 14 CFR § 135.411(a)(2), reference the current certificate holders approved program and/or GMM, for the required return to service statement.

Technician Signature <i>[Signature]</i>	Certificate Number A&P 26188418	Date 7-13-05
Inspector Signature <i>[Signature]</i>	Certificate Number A&P 512664275	Date 7-13-05





9000 Randolph St.
Houston, Texas 77061
713-644-1128

SERVICABLE

Customer _____ Work Order No. _____

Description WESTWIND MAIN Mfg. _____

NUM 5002823-1 RIM JUN 03-890
P/N TIRE 249K83-3 S/N TIRE-50601065 TSO _____

Date _____ Remarks WHEEL WAS ASSY. USING

AIRCRAFT BRAKING SYSTEMS COMM. TIRE

WAS INFLATED TO 155 PSI

Mechanic [Signature] ^{MP} 3037578 Inspector _____

X1. Approving National Aviation Authority/Country: FAA/United States		2. AUTHORIZED RELEASE CERTIFICATE FAA Form 8130-3, AIRWORTHINESS APPROVAL TAG				3. Form Tracking Number: 406495	
4. Organization Name and Address: AERO-LIFT EQUIPMENT COMPANY 405 NEBRASKA SOUTH HOUSTON, TX 77587 FAA REPAIR STATION XV1R626K 713-947-2963					5. Work Order/Contract/Invoice Number: 406495		
6. Item:	7. Description:	8. Part Number:	9. Eligibility: *	10. Quantity:	11. Serial/Batch Number:	12. Status/Work:	
1	WESTWIND BOLTS	PN: GY187-36	N/A	8	N/A	REPAIRED	
2	WESTWIND NUTS	PN: GYN187	N/A	8	N/A	REPAIRED	
13. Remarks: A GENERAL DESCRIPTION OF THE WORK PERFORMED IS ATTACHED AS THE TEARDOWN REPORT; UNDER THE PART DESCRIPTION LISTED IN BLOCKS 6, 7, 8, 10, AND 11 AS APPLICABLE. A COMPLETE DESCRIPTION OF WORK PERFORMED IS ON FILE AT THE ABOVE REFERENCED ORGANIZATION UNDER THE WORK ORDER AND SYSTEM TRACKING REFERENCE NUMBER INDICATED IN BLOCKS 3 AND 5. THE DESCRIBED WORK WAS PERFORMED IN ACCORDANCE WITH FEDERAL AVIATION ADMINISTRATION, PRODUCTION APPROVAL HOLDERS AND/OR THE MANUFACTURERS APPROVED TECHNICAL DATA/CMM. INSPECTED IN ACCORDANCE WITH ASTM1444 FOR MAGNETIC PARTICLE INSPECTION. (STARFLITE MANAGEMENT GROUP) MAGNETIC PARTICLE INSPECTION – THERE WERE NO MAGNETIC DISCONTINUITIES FOUND IN THE ABOVE PARTS							
*NOTICE: An Airworthiness Directive may apply to the article(s) described hereon after the date of this form. The installer is responsible for ensuring complete compliance with any applicable Airworthiness Directives							
14. Certifies the items identified above were manufactured in conformity to: <input type="checkbox"/> Approved design data and are in a condition for safe operation. <input type="checkbox"/> Non-approved design data specified in Block 13.				19. <input checked="" type="checkbox"/> 14 CFR 43.9 Return to Service <input type="checkbox"/> Other regulation specified in Block 13 Certifies that unless otherwise specified in Block 13, the work identified in Block 12 and described in Block 13 was accomplished in accordance with Title 14, Code of Federal Regulations, part 43 and in respect to that work, the items are approved for return to service.			
15. Authorized Signature:		16. Approval/Authorization No.:		20. Authorized Signature: 		21. Approval/Certificate No.: XV1R626K	
17. Name (Typed or Printed):		18. Date (m/d/y):		22. Name (Typed or Printed): JACK ELLIOTT		23. Date (m/d/y): 7-07-2005	
User/Installer Responsibilities							
It is important to understand that the existence of this document alone does not automatically constitute authority to install the part/component/assembly. Where the user/installer performs work in accordance with the national regulations of an airworthiness authority different than the airworthiness authority of the country specified in Block 1, it is essential that the user/installer ensures that his/her airworthiness authority accepts parts/components/assemblies from the airworthiness authority of the country specified in Block 1. Statements in Blocks 14 and 19 do not constitute installation certification. In all cases, aircraft maintenance records must contain an installation certification issued in accordance with the national regulations by the user/installer before the aircraft may be flown.							

Maintenance Work Order

Registration: <i>N835G</i>	Manufacture: <i>IAI</i>	Model No: <i>1124</i>					
Date: <i>7/22/05</i>	Serial No: <i>368</i>	Entered By: <i>RTH</i>					
Total Time: <i>8796.6</i>	Total Landings: <i>1342</i>	Work Order No. <i>07-05</i>					
<i>8390.5/6536</i>	<i>8688.6/6199</i>	Item No.					
Discrepancy: <i>FUEL LEAK - RIGHT WING</i>							
Corrective Action: <i>detooled & opened fuel panels (7-20-05)</i>							
<i>cleaned old sealant & removed rivets (7-21-05)</i>							
	DATE	TECH	TIME				
	<i>7-20</i>	<i>82</i>	<i>6.0</i>				
	<i>7-21</i>	<i>84</i>	<i>7.0</i>				
	<i>7-22</i>	<i>87</i>	<i>7.0</i>				
	<i>7-22</i>	<i>UD</i>	<i>7.0</i>				
	<i>7-11</i>	<i>LPB</i>	<i>1.5</i>				
<i>Qty</i> <i>1 MS 29513-011 -oring</i> <i>1 MS 29513-020 -oring .80"</i> <i>Replaced 4 screws MS 24694\$99</i>							
Removed	Date	Reinstalled	Date	Function CK	Date	Leak CK	Date
Position	P/N OFF	S/N OFF	P/N ON	S/N ON			
<p>In accordance with 14 CFR § 43.9 (§ 43.11-Insp's) I certify that the work described, performed, and completed herein has been done satisfactorily using the aircraft's airframe, engine, or appliance manufacturer's (as applicable) recommended methods, and procedures contained within the manufacturer's current maintenance manual. The subsequent signature, with certificate number appropriate to the work performed with the date on which it was completed, constitutes a return to service only for the work performed and completed herein. For maintenance inspections performed in accordance with 14 CFR § 135.411(a)(2), reference the current certificate holders approved program and/or GMM, for the required return to service statement.</p>							
Technician Signature		Certificate Number		Date			
<i>Sean Lynch</i>		<i>2668256</i>		<i>7-22-05</i>			
Inspector Signature		Certificate Number		Date			
<i>David H. Lantz</i>		<i>4599819160</i>		<i>7/22/05</i>			

Maintenance Work Order

Registration: <u>N835G</u>	Manufacture: <u>IAI</u>	Model No: <u>1124</u>					
Date: <u>7/20/05</u>	Serial No: <u>368</u>	Entered By: <u>AKH</u>					
Total Time: <u>8796.6</u>	Total Landings: <u>6342</u>	Work Order No. <u>07-05</u>					
<u>8390.5/5970</u>	<u>8688.6/6199</u>						
Discrepancy: <u>LEFT WING ROOT - RIVETS DAMAGED?</u>							
Corrective Action: <u>Repaired by Flight @ ve.</u>		DATE TECH TIME					
		<u>7-20</u> <u>JPB</u> <u>2.5</u>					
		<u>7-20-05</u>					
FLIGHT VEHICLES FAACRS F8VR2340 WO# 16616							
Removed	Date	Reinstalled	Date	Function CK	Date	Leak CK	Date
Position	P/N OFF	S/N OFF	P/N ON	S/N ON			
In accordance with 14 CFR § 43.9 (§ 43.11-Insp's) I certify that the work described, performed, and completed herein has been done satisfactorily using the aircraft's airframe, engine, or appliance manufacturer's (as applicable) recommended methods, and procedures contained within the manufacturer's current maintenance manual. The subsequent signature, with certificate number appropriate to the work performed with the date on which it was completed, constitutes a return to service only for the work performed and completed herein. For maintenance/inspections performed in accordance with 14 CFR § 135.411(a)(2) reference the current certificate holders approved program and/or GMM, for the required return to service statement.							
Technician Signature		Certificate Number		Date			
Inspector Signature		Certificate Number		Date			
<u>David N. Lentz</u>		<u>459981960</u>		<u>7/20/05</u>			

(AB)

Maintenance Work Order

Registration: <i>N835G</i>	Manufacture: <i>IAI</i>	Model No: <i>1124</i>
Date: <i>7/20/05</i>	Serial No: <i>368</i>	Entered By: <i>RAH</i>
Total Time: <i>8796.6</i>	Total Landings: <i>6342</i>	Work Order No. <i>07-04</i>
<i>8390.5/5970</i>	<i>8488.6/6199</i>	Item No.

Discrepancy: *TAKE OFF + LANDING PLACARDS AT CABIN SEAT + TABLE POSITIONS - MISSING.*

Corrective Action: *Installed placards on tables*

DATE	TECH	TIME
<i>7-20</i>	<i>RA</i>	<i>.5</i>

(Jag)

Removed	Date	Reinstalled	Date	Function CK	Date	Leak CK	Date

Position	P/N OFF	S/N OFF	P/N ON	S/N ON

In accordance with 14 CFR § 43.9 (§ 43.11-Insp's) I certify that the work described, performed, and completed herein has been done satisfactorily using the aircraft's airframe, engine, or appliance manufacturer's (as applicable) recommended methods, and procedures contained within the manufacturer's current maintenance manual. The subsequent signature, with certificate number appropriate to the work performed with the date on which it was completed, constitutes a return to service only for the work performed and completed herein. For maintenance inspections performed in accordance with 14 CFR § 135.411(a)(2), reference the current certificate holders approved program and/or GMM, for the required return to service statement.

Technician Signature <i>Sean Lowl</i>	A&P Certificate Number <i>2688256</i>	Date <i>7-20-05</i>
Inspector Signature <i>David H. Lentz</i>	Certificate Number <i>459981960</i>	Date <i>7/20/05</i>



Maintenance Work Order

Registration: <i>N8356</i>	Manufacture: <i>IAI</i>	Model No: <i>1124</i>									
Date: <i>7/20/05</i>	Serial No: <i>3108</i>	Entered By: <i>DK</i>									
Total Time: <i>8796.6</i>	Total Landings: <i>6342</i>	Work Order No. <i>07-05</i>									
<i>8390.5/5920</i>	<i>8688.6/6199</i>	Item No.									
Discrepancy: <i>LEFT HORIZONTAL DE-ICE BOOT LEAKING.</i>											
Corrective Action: <i>Sealed LH deice boot leak (seal kit P/N P507-001)</i>		<table border="1"> <thead> <tr> <th>DATE</th> <th>TECH</th> <th>TIME</th> </tr> </thead> <tbody> <tr> <td><i>7-20</i></td> <td><i>DK</i></td> <td><i>1:0</i></td> </tr> <tr> <td>7-20</td> <td>DK</td> <td>1:0</td> </tr> </tbody> </table>	DATE	TECH	TIME	<i>7-20</i>	<i>DK</i>	<i>1:0</i>	7-20	DK	1:0
DATE	TECH	TIME									
<i>7-20</i>	<i>DK</i>	<i>1:0</i>									
7-20	DK	1:0									
Removed	Date	Reinstalled	Date	Function CK	Date	Leak CK	Date				
Position	P/N OFF	S/N OFF	P/N ON	S/N ON							
<p>In accordance with 14 CFR § 43.9 (§ 43.11-Insp's) I certify that the work described, performed, and completed herein has been done satisfactorily using the aircraft's airframe, engine, or appliance manufacturer's (as applicable) recommended methods, and procedures contained within the manufacturer's current maintenance manual. The subsequent signature, with certificate number appropriate to the work performed with the date on which it was completed, constitutes a return to service only for the work performed and completed herein. For maintenance/inspections performed in accordance with 14 CFR § 135.411(a)(2), reference the current certificate holders approved program and/or GMM, for the required return to service statement.</p>											
Technician Signature <i>Sean Lynd</i>		A&P	Certificate Number <i>2668256</i>	Date <i>7-20-05</i>							
Inspector Signature <i>David H. Lynd</i>			Certificate Number <i>459981960</i>	Date <i>7/20/05</i>							

Maintenance Work Order

Registration: <i>N 835G</i>	Manufacture: <i>IAI</i>	Model No: <i>1124</i>
Date: <i>7/20/05</i>	Serial No: <i>368</i>	Entered By: <i>DH</i>
Total Time: <i>8196.6</i>	Total Landings: <i>6342</i>	Work Order No. <i>07-05</i>
<i>8390.5/5910</i>	<i>8688.6/6199</i>	

Discrepancy: *NOSE GEAR TOW LIMIT MARKING / PLACARD*

Corrective Action: <i>PLACARDS ORDERED</i>	DATE	TECH	TIME
	<i>7-20</i>	<i>JD</i>	<i>5</i>
<i>Removed old placard & installed new one</i>			

(105)

Removed	Date	Reinstalled	Date	Function CK	Date	Leak CK	Date

Position	P/N OFF	S/N OFF	P/N ON	S/N ON

In accordance with 14 CFR § 43.9 (§ 43.11-Insp's) I certify that the work described, performed, and completed herein has been done satisfactorily using the aircraft's airframe, engine, or appliance manufacturer's (as applicable) recommended methods and procedures contained within the manufacturer's current maintenance manual. The subsequent signature, with certificate number appropriate to the work performed with the date on which it was completed, constitutes a return to service only for the work performed and completed herein. For maintenance/inspections performed in accordance with 14 CFR § 135.411(a)(2), reference the current certificate holders approved program and/or GMM, for the required return to service statement.

Technician Signature <i>Sean Lutz</i>	A&P	Certificate Number <i>2668256</i>	Date <i>7-20-05</i>
Inspector Signature <i>David H. Lutz</i>		Certificate Number <i>459981960</i>	Date <i>7/20/05</i>



Maintenance Work Order


Registration: 035G	Manufacture: IAI	Model No: 1124					
Date: 7-25-05	Serial No: 368	Entered By: 10					
Total Time: 8796.6	Total Landings: 6342	Work Order No. 07-05					
8390.5/5970	8688.6/6199						
Discrepancy: LH & RH Hor. stab de-ice boots damaged							
Corrective Action: Repaired to damaged areas with boot repair kit.							
DATE	TECH	TIME					
7-25	82	4.0					
7-26	82	3.5					
7-26	DL	1.0					
7-27	DL	1.0					
7-11	IPB	1.5					
Removed	Date	Reinstalled	Date	Function CK	Date	Leak CK	Date
Position	P/N OFF	S/N OFF	P/N ON	S/N ON			
In accordance with 14 CFR § 43.9 (§ 43.11-Insp's) I certify that the work described, performed, and completed herein has been done satisfactorily using the aircraft's airframe, engine, or appliance manufacturer's (as applicable) recommended methods, and procedures contained within the manufacturer's current maintenance manual. The subsequent signature, with certificate number appropriate to the work performed with the date on which it was completed, constitutes a return to service only for the work performed and completed herein. For maintenance inspections performed in accordance with 14 CFR § 135.411(a)(2), reference the current certificate holders approved program and/or GMM, for the required return to service statement.							
Technician Signature		Certificate Number	Date				
<i>Sean Lynd</i>		A&P 2888256	7-26-05				
Inspector Signature		Certificate Number	Date				
<i>Daniel H. Lenz</i>		A&P 45981960	7/26/05				



Maintenance Work Order

Registration: N8356	Manufacture: IAI	Model No: 1124A					
Date: 07-27-2005	Serial No: 348	Entered By: LPA					
Total Time:	Total Landings:	Work Order No.	Item No.				
Discrepancy: PRE/POST FLIGHT							
Corrective Action: COMPLY WITH PRE/POST FLIGHT CHECK LIST. SERVICED OXYGEN AND ALL FOUR TIRES		DATE	TECH	TIME			
		7-27	LD	1.5			
Removed	Date	Reinstalled	Date	Function OK	Date	Leak OK	Date
Position	P/N OFF	S/N OFF	P/N ON	S/N ON			
<p>In accordance with 14 CFR § 43.9 (§ 43.11-Insp's) I certify that the work described, performed, and completed herein has been done satisfactorily using the aircraft's airframe, engine, or appliance manufacturer's (as applicable) recommended methods and procedures contained within the manufacturer's current maintenance manual. The subsequent signature, with certificate number appropriate to the work performed with the date on which it was completed, constitutes a return to service only for the work performed and completed herein. For maintenance inspections performed in accordance with 14 CFR § 135.411(a)(2) reference the current certification program approved program and/or GMM for the required return to service statement.</p>							
Technician Signature		Certificate Number		Date			
Larry J. Banta		2758002		07-27-2005			
Signature		Certificate Number		Date			

Maintenance Work Order

Registration: N8356	Manufacture: IAI	Model No: 1124A									
Date: 07-29-2005	Serial No: 308	Entered By: LPB									
Total Time:	Total Landings:	Work Order No. Item No.									
Discrepancy: DELIVER TO DUNCAN FOR R.V.S.M.											
Corrective Action: TAXIED TO ATLANTIC AVIATION FOR DUNCAN.		<table border="1" style="width:100%; border-collapse: collapse;"> <thead> <tr> <th>DATE</th> <th>TECH</th> <th>TIME</th> </tr> </thead> <tbody> <tr> <td>7-29</td> <td>LPB</td> <td>1.0</td> </tr> <tr> <td>7-29</td> <td>Sm</td> <td>1.5</td> </tr> </tbody> </table>	DATE	TECH	TIME	7-29	LPB	1.0	7-29	Sm	1.5
DATE	TECH	TIME									
7-29	LPB	1.0									
7-29	Sm	1.5									
Removed	Date	Reinstated	Date	Function OK	Date	Leak CK	Date				
Position	P/N OFF	S/N OFF	P/N ON	S/N ON							
<p>In accordance with 14 CFR § 43.9 (§ 43.11-Insp's) I certify that the work described, performed, and completed herein has been done satisfactorily using the aircraft's airframe, engine, or appliance manufacturer's (as applicable) recommended methods and procedures contained within the manufacturer's current maintenance manual. The subsequent signature, with certificate number appropriate to the work performed with the date on which it was completed, constitutes a return to service only for the work performed and completed herein. For maintenance transactions performed in accordance with 14 CFR § 135.411(a)(2) reference the current performance standards approved program and/or GMM for the required return to service statement.</p>											
Technician Signature: <i>[Signature]</i>		Certificate Number: 2618848		Date: 7-29-05							
Signature: <i>[Signature]</i>		Certificate Number: 2712002		Date: 07-29-2005							

Maintenance Work Order

Registration: <i>N8356</i>	Manufacture: <i>FAI</i>	Model No: <i>1124 A</i>					
Date: <i>7-28-05</i>	Serial No: <i>368</i>	Entered By: <i>JD</i>					
Total Time:	Total Landings:	Work Order No.	Item No.				
Discrepancy: <i>LEFT ENGINE WILL NOT IGNITE</i>							
Corrective Action: <i>found bad igniter box. Removed igniter box p/n 3070378-2 s/n 445167 and install igniter box p/n 3070378-2 s/n 90065805. cks manual.</i>		DATE	TECH	TIME			
		<i>7-28</i>	<i>JD</i>	<i>12.0</i>			
Removed	Date	Reinstalled	Date	Function CK	Date	Leak CK	Date
Position	P/N OFF	S/N OFF	P/N ON	S/N ON			
<i>L/ENG</i>	<i>3070378-2</i>	<i>445167</i>	<i>3070378-2</i>	<i>90065805</i>			
<p>In accordance with 14 CFR § 43.9 (§ 43.11-Insp's) I certify that the work described, performed, and completed herein has been done satisfactorily using the aircraft's airframe, engine, or appliance manufacturer's (as applicable) recommended methods, and procedures contained within the manufacturer's current maintenance manual. The subsequent signature, with certificate number appropriate to the work performed with the date on which it was completed, constitutes a return to service only for the work performed and completed herein. For maintenance inspections performed in accordance with 14 CFR § 135.411(a)(2), reference the current certificate holder's approved program and/or GMM, for the required return to service statement.</p>							
Technician Signature		Certificate Number		Date			
<i>[Signature]</i>		A&P <i>555570806</i>		<i>7-28-05</i>			
Inspector Signature		Certificate Number		Date			
		A&P					

1. Approving national aviation authority / country Transport Canada	2. AUTHORIZED RELEASE CERTIFICATE TCCA 24-0078	3. Form tracking No. SSD756142 HONEYWELL AEROSPACE SERVI
---	---	--

4. Approved organization name and address Honeywell Aerospatiale Inc., 200 Blvd. Marcel-Laurin, Montréal, Qc H4M 2L5 CANADA	5. Work order / Contract / Invoice H5-6528558 W/O : 373757000
---	---

6. Item	7. Description	8. Part No.	9. Eligibility *	10. Qty	11. Serial/Batch No.	12. Status/Work
1	EXCITER,IGNITION	3070378-2	VARIOUS	1	90065805	OVERHAUL
(LAST PAGE OF DOC.)						PAGE 1

13. Remarks	<p> Certifies that the work specified on Block 12/13 was carried out in accordance with FAR 43 and in respect to that work the part(s) is (are) approved for return to service. Pertinent details of the work are on the file at this Approved Maintenance Organization</p> <p style="text-align: center;">CMM 74-10-38,REV.2.FEB 28 1993</p> <p style="text-align: right;">Acceptance # EASA.145.7010</p>
-------------	--

14. Certifies that the items identified above were manufactured in conformity to : <input type="checkbox"/> Approved design data and are in condition for safe operation. <input type="checkbox"/> Non approved design data specified in block 13.		19. <input checked="" type="checkbox"/> CAR 571.10 Maintenance release <input checked="" type="checkbox"/> Other regulations specified in block 13. Certifies that, except where otherwise specified in block 13, the work identified in block 12 and described in block 13 was performed in accordance with CAR 571.
15. Authorized signature	16. Certificate / Approval ref. No. 1-72	20. Authorized signature <i>Bach Tran</i> (AVX 33)
17. Name	18. Date (dd/mm/yyyy)	21. Certificate / Approval ref No. 1-72
		22. Name BACH TRAN
		23. Date (dd/mm/yyyy) 27/05/ 20 05

12/09/2001 *Installer must cross-check eligibility with approved data

- This document does not constitute authority to install the part.
- Where the installer works in accordance with the national regulations of an airworthiness authority other than the authority specified in block 1, the installer must ensure that his/her airworthiness authority accepts products or maintenance from the airworthiness authority specified in block 1.
- Statements 14 and 19 do not constitute installation certification. In all cases, the aircraft technical record must contain an installation certification, issued in accordance with the national regulations of the state of registry, before the aircraft may be flown.

135138-159

Printed: May 12, 2005

Honeywell

Honeywell Aérospatiale Inc.

ODRN No. 2246-5

"OPAID" OVERHAUL PROCESS AND INSPECTION DOCUMENT

PART NO.
NO. DE PIÈCE: 10-392000-1 (3070378-1)
10-392000-2 (3070378-2) ✓

NSN: COMMERCIAL ✓

DESCRIPTION: Ignition Exciter ✓

REF. SPEC.
DOC DE RÉF. ATA 74-10-38 (Rev 2, 28-Feb-93)


WORK ORDER
BON DE TRAVAIL: 373757 ✓

SERIAL NO. / NO. DE SÉRIE: 90065805 ✓

MFR / FAB: Unison Industries

OPAID REVIEWED / APPROVED BY: OPAID RÉVISÉ / APPROUVÉ PAR:	T. Carfagnini	DATE: 09-Dec-04
---	---------------	-----------------

WORK CONTINUED FROM TRAVAIL COMPLÉTÉ À PARTIR DE LA	PAGE " _____ "	OF REF. SPEC. DU DOC. DE RÉF.	
OVERHAULED / REPAIRED / TESTED BY: REVISÉ / REPARÉ / MIS À L'ESSAI PAR:	<u>AVX 231</u> ✓	<u>6252</u>	DATE: <u>18-MAY-2005</u>
FINAL ACCEPTANCE BY: ACCEPTATION FINALE PAR:	<u>AVX 33</u> ✓		DATE: <u>MAY 26 2005</u>

- 1.0 **PRELIMINARY DIAGNOSIS:** Carried out as per ref. spec.
- 2.0 **DISASSEMBLY AND CLEANING:** Carried out as per ref. spec.
- 3.0 **DETAILED EXAMINATION, REPAIR AND REASSEMBLY:** Carried out as per ref. spec.
- 3.1 Ensure the required in-process inspection checks where indicated by a  are carried out.

4.0 **FINAL TESTING:** (Ref. ATA 74-10-38, Rev 2)

PARA	TEST		REQUIRED	UNITS	ACTUAL		
3.A	Diode Check	Resistance	0.2 min	megohms	2 M Ω		
3.B	Continuity Check	Resistance between exciter input connector Pin 'A' and exciter housing	0.05 max.	ohms	0.01 Ω		
		Resistance between exciter input connector Pin 'B' and Pin 'C'	0.05 max.	ohms	0.01 Ω		
3.C.5	Spark Rate and Input Current	Input Voltage (V dc)	Input Current (Amps)	Actual Current (Amps)	Spark Rate (spark/sec.)	Spark Rate (spark/sec.)	
					Left, Right	Left Right	
		10	2.0 max.	1.6	1.0 to 6.0	1.8	1.8
		24	2.0 max.	1.7	1.0 to 6.0	4.3	4.3
		30	2.0 max.	1.7	1.0 to 6.0	4.6	4.6
		40	2.0 max.	1.8	1.0 to 6.0	5.5	5.5
3.D	Input Smoothing Capacitor	Input Voltage (V dc)	Waveform				
		30	Fig. 103 (B)	Accept <input checked="" type="checkbox"/>			

PARA	TEST		REQUIRED	UNITS	ACTUAL	
3.E	Output Voltage Test	Adjustable Ball Gap	24	kV		
		Applied Input Voltage	10	V dc		
		The ball gap shall not fire consistently			Accept	<input checked="" type="checkbox"/>
		Adjustable Ball Gap	18	kV		
		The ball gap shall fire consistently for 10 seconds min.			Accept	<input checked="" type="checkbox"/>
		Repeat test for other output	24	kV		
		Applied Input Voltage	10	V dc		
		The ball gap shall not fire			Accept	<input checked="" type="checkbox"/>
		Adjustable Ball Gap	18	kV		
		The ball gap shall fire consistently for 10 seconds min.			Accept	<input checked="" type="checkbox"/>



5.0 **FINAL ACCEPTANCE INSPECTION.**

- a) All 'OPAID' items completed including mandatory inspections, where applicable.
- b) Check for completion and shipping readiness. Ensure that shipping caps, lockwires and seals are present where required.
- c) Ensure all documents have been completed.

GARRETT AVIATION SERVICES

PART IDENT LABEL

PART IDENT LABEL

REMOVED PART DETAIL				 5152882		APP CERT	
PART NUMBER				QUANTITY		U.O.M	
				1		EA	
SERIAL NUMBER		REMOVAL TYPE SCHED/UNSCHED		PART CODE		SERIAL NUMBER	
				74 0 26		90065805	
DESCRIPTION				PART NUMBER: 3070378-2			
				DESCPN: IGNITION UNIT			
POSITION	A/C	STATION	DATE	SHELF LIFE EXPIRY		CONDITION	OWNER
				0/00/0000		B	P0001
REASON FOR REMOVAL			CONDITION SERV.	ORIGINAL BATCH		LOC	BIN NO.
			U/S	5152882		IAH	0107
				VENDOR	ORDER NUMBER	FITTED TO	
				T	1114799		
STAMP/SIGNATURE		DATE		INSP STAMP	DATE	TECH LOG PAGE	
							

RECEIVED DATE: 6/24/2005

Maintenance Work Order

Registration: 8386	Manufacture: IAF	Model No: 1124
Date: 6-7-05	Serial No: 368	Entered By:

Total Time: 8772.5	Total Landings: 6331	Work Order No. 06-05	Item No.
8366.4 / 5959	8604.5 / 6188		

Discrepancy: comply with monthly cockpit & cabin ~~visual~~ insp.

Corrective Action: c/w fire bottle INSPECTION	Date	Tech	Time
NO DEFECTS NOTED	6-7	M	10

Removed	Date	Reinstalled	Date	Function OK	Date	Leak OK	Date

Position	P/N OFF	S/N OFF	P/N ON	S/N ON

In accordance with 14 CFR § 43.9 (§ 43.11-Insp's) I certify that the work described, performed, and completed herein has been done satisfactorily using the aircraft's airframe, engine, or appliance manufacturer's (as applicable) recommended methods, and procedures contained within the manufacturer's current maintenance manual. The subsequent signature, with certificate number appropriate to the work performed with the date on which it was completed, constitutes a return to service only for the work performed and completed herein. For maintenance/inspections performed in accordance with 14 CFR § 135.411(a)(2), reference the current certificate holders approved program and/or GMM, for the required return to service statement.

Technician Signature <i>[Signature]</i>	Certificate Number A&P 288256	Date 6-7-05
Inspector Signature <i>[Signature]</i>	Certificate Number A&P 4599819100	Date 6-7-05

Maintenance Work Order

Registration: 8356	Manufacture: IAI	Model No: 1124
Date: 6-20-05	Serial No: 368	Entered By: SJ
Total Time: 8772.5	Total Landings: 6331	Work Order No. 06-05
Item No.		

Discrepancy: RH main showing ~~cord~~

Corrective Action:	Date	Tech	Time
Removed main wheel assy. Cleaned, inspected & repacked bearings. Reinstalled serviceable wheel assy. IAW mmm Chapt. 32-41-00	6-20	SJ	2.5
	6-20	Sm	1.0

Tire SN 21610171

Removed	Date	Reinstalled	Date	Function OK	Date	Leak OK	Date

Position	P/N OFF	S/N OFF	P/N ON	S/N ON
RH main	5002022	MAR 89-432	5002022	APR 83-421

In accordance with 14 CFR § 43.9 (§ 43.11-Inspection) I certify that the work described, performed, and completed herein has been done satisfactorily using the aircraft's airframe, engine, or appliance manufacturer's (as applicable) recommended methods, and procedures contained within the manufacturer's current maintenance manual. The subsequent signature, with certificate number appropriate to the work performed with the date on which it was completed, constitutes a return to service only for the work performed and completed herein. For maintenance/inspections performed in accordance with 14 CFR § 135.411(a)(2), reference the current certificate holder's approved program and/or GMM, for the required return to service statement.

Technician Signature <i>Sean [Signature]</i>	Certificate Number A&P 2668256	Date 6-20-05
Inspector Signature <i>[Signature]</i>	Certificate Number A&P 26188418	Date 6-20-05



RECEIVING RECORD/
INCOMING INSPECTION



9000 Randolph St
Houston, Tex 77061
713-644-1128

Qty 1 P/N 5002822 S/N 88-432 Date Recd.

Unit Description 1124 WHEEL & TIRE

Vendor: _____ P.O.# _____

Shelf Life Exp. Date _____

Remarks: ASSEMBLED I.A.W. AIRCRAFT BRAKING
SYSTEMS CORPORATION 32-40-37-

Incoming Insp. by: A.M. Fe 3037578

Tire ^{SN} 21610171

APR 83-4/21

XI. Approving National Aviation Authority/Country: FAA/United States		2. AUTHORIZED RELEASE CERTIFICATE FAA Form 8130-3, AIRWORTHINESS APPROVAL TAG				3. Form Tracking Number: 406403	
4. Organization Name and Address: AERO-LIFT EQUIPMENT COMPANY 405 NEBRASKA SOUTH HOUSTON, TX 77587 FAA REPAIR STATION XV1R626K 713-947-2963					5. Work Order/Contract/Invoice Number: 406403		
6. Item:	7. Description:	8. Part Number:	9. Eligibility: *	10. Quantity:	11. Serial/Batch Number:	12. Status/Work:	
1 2	BOLTS NUTS	GY187-36 GYN187	N/A	8 8	N/A N/A	REPAIRED	
<p>13. Remarks: A GENERAL DESCRIPTION OF THE WORK PERFORMED IS ATTACHED AS THE TEARDOWN REPORT; UNDER THE PART DESCRIPTION LISTED IN BLOCKS 6, 7, 8, 10, AND 11 AS APPLICABLE. A COMPLETE DESCRIPTION OF WORK PERFORMED IS ON FILE AT THE ABOVE REFERENCED ORGANIZATION UNDER THE WORK ORDER AND SYSTEM TRACKING REFERENCE NUMBER INDICATED IN BLOCKS 3 AND 5. THE DESCRIBED WORK WAS PERFORMED IN ACCORDANCE WITH FEDERAL AVIATION ADMINISTRATION, PRODUCTION APPROVAL HOLDERS AND/OR THE MANUFACTURERS APPROVED TECHNICAL DATA/CMM. REPAIRED IN ACCORDANCE WITH ABSC CMM 32-40-37, AP-446. (STARFLITE MANAGEMENT GROUP)</p> <p>MAGNETIC PARTICLE INSPECTION OF THE ABOVE BOLTS AND NUTS - NO DISCONTINUITIES FOUND.</p> <p><small>*NOTICE: An Airworthiness Directive may apply to the article(s) described hereon after the date of this form. The installer is responsible for ensuring complete compliance with any applicable Airworthiness Directives</small></p>							
14. Certifies the items identified above were manufactured in conformity to:				19. <input checked="" type="checkbox"/> 14 CFR 43.9 Return to Service <input type="checkbox"/> Other regulation specified in Block 13			
<input type="checkbox"/> Approved design data and are in a condition for safe operation. <input type="checkbox"/> Non-approved design data specified in Block 13.				Certifies that unless otherwise specified in Block 13, the work identified in Block 12 and described in Block 13 was accomplished in accordance with Title 14, Code of Federal Regulations, part 43 and in respect to that work, the items are approved for return to service.			
15. Authorized Signature:		16. Approval/Authorization No.:		20. Authorized Signature: 		21. Approval/Certificate No.: XV1R626K	
17. Name (Typed or Printed):		18. Date (m/d/y):		22. Name (Typed or Printed): JACK ELLIOTT		23. Date (m/d/y): 6-08-2005	
User/Installer Responsibilities							
<p>It is important to understand that the existence of this document alone does not automatically constitute authority to install the part/component/assembly.</p> <p>Where the user/installer performs work in accordance with the national regulations of an airworthiness authority different than the airworthiness authority of the country specified in Block 1, it is essential that the user/installer ensures that his/her airworthiness authority accepts parts/components/assemblies from the airworthiness authority of the country specified in Block 1.</p> <p>Statements in Blocks 14 and 19 do not constitute installation certification. In all cases, aircraft maintenance records must contain an installation certification issued in accordance with the national regulations by the user/installer before the aircraft may be flown.</p>							

Maintenance Work Order

Registration: <i>N 8356</i>	Manufacture: <i>IAI</i>	Model No: <i>1124 A</i>
Date: <i>04-23-2005</i>	Serial No: <i>368</i>	Entered By: <i>LPB</i>

Total Time:	Total Landings:	Work Order No.	Item No.

Discrepancy: *FUEL TRANSFER SWITCH WILL NOT SWITCH TO OPEN*

Corrective Action: <i>REMOVED PANEL AND OPENED TO TROUBLE SHOOT, FOUND SMALL SCREW STUCK IN SWITCH. REMOVED SCREW AND SWITCH WORKED PROPERLY, OP CK GOOD</i>	Date	Tech	Time
	<i>6-23</i>	<i>LPB</i>	<i>1.5</i>

Removed	Date	Reinstalled	Date	Function CK	Date	Leak CK	Date
<i>LPB</i>	<i>6-23-05</i>	<i>LPB</i>	<i>6-23-05</i>	<i>LPB</i>	<i>6-23-05</i>	<i>N/A</i>	

Position	P/N OFF	S/N OFF	P/N ON	S/N ON

In accordance with 14 CFR § 43.9 (§ 43.11-Insp's) I certify that the work described, performed, and completed herein has been done satisfactorily using the aircraft's airframe, engine, or appliance manufacturer's (as applicable) recommended methods, and procedures contained within the manufacturer's current maintenance manual. The subsequent signature, with certificate number appropriate to the work performed with the date on which it was completed, constitutes a return to service only for the work performed and completed herein. For maintenance/inspections performed in accordance with 14 CFR § 135.411(a)(2), reference the current certificate holders approved program and/or GMM, for the required return to service statement.

Technician Signature <i>James W. Smith</i>	Certificate Number <i>A&P 2718002</i>	Date <i>06-23-2005</i>
Inspector Signature <i>David H. Gatz</i>	Certificate Number <i>A&P 459981960</i>	Date <i>6/23/05</i>

Maintenance Work Order

Registration: <u>8256</u>	Manufacture: <u>IAI</u>	Model No: <u>1127</u>
Date: <u>6-24-05</u>	Serial No: <u>368</u>	Entered By: <u>JMG</u>
Total Time:	Total Landings:	Work Order No. <u>06-05</u>
		Item No.

Discrepancy: OXYGEN LOW

Corrective Action: SERVICED OXYGEN TO 1850 PSI.

Date	Tech	Time
<u>6-24</u>	<u>JMG</u>	<u>1.0</u>

Removed	Date	Reinstalled	Date	Function CK	Date	Leak CK	Date

Position	P/N OFF	S/N OFF	P/N ON	S/N ON

In accordance with 14 CFR § 43.9 (§ 43.11-Insp's) I certify that the work described, performed, and completed herein has been done satisfactorily using the aircraft's airframe, engine, or appliance manufacturer's (as applicable) recommended methods, and procedures contained within the manufacturer's current maintenance manual. The subsequent signature, with certificate number appropriate to the work performed with the date on which it was completed, constitutes a return to service only for the work performed and completed herein. For maintenance/inspections performed in accordance with 14 CFR § 135.411(a)(2), reference the current certificate holder's approved program and/or GMM, for the required return to service statement.

Technician Signature <u>[Signature]</u>	Certificate Number A&P <u>3037518</u>	Date <u>6-24-05</u>
Inspector Signature <u>David S. [Signature]</u>	Certificate Number A&P <u>45998960</u>	Date <u>6/24/05</u>

Maintenance Work Order

Registration: N838G	Manufacture: IAI	Model No: 1124
Date: 5-6-05	Serial No: 368	Entered By: SM
Total Time: 8750.8	Total Landings: 6314	Work Order No. 05-05
		Item No.

Discrepancy: #1 ENGINE FUEL BY FILTER BYPASS
BUTTON POPPED IN FLIGHT

Corrective Action: FUEL FILTER ELEMENT AND BYPASS
PUSH INDICATOR REPLACED BY GARRETT
AVIATION. LEAK TESTED OK. Date Tech Time
5-6 SM 2.0


Removed	Date	Reinstalled	Date	Function OK	Date	Leak OK	Date

Position	P/N OFF	S/N OFF	P/N ON	S/N ON
H/t	914771		914771	

In accordance with 14 CFR § 43.9 (§ 43.11-Insp's) I certify that the work described, performed, and completed herein has been done satisfactorily using the aircraft's airframe, engine, or appliance manufacturer's (as applicable) recommended methods, and procedures contained within the manufacturer's current maintenance manual. The subsequent signature, with certificate number appropriate to the work performed with the date on which it was completed, constitutes a return to service only for the work performed and completed herein. For maintenance/inspections performed in accordance with 14 CFR § 135.411(a)(2), reference the current certificate holders approved program and/or GMM, for the required return to service statement.

Technician Signature <i>David D. Lentz</i>	Certificate Number A&P 459981960	Date 5/6/05
Inspector Signature <i>John Shady</i>	Certificate Number A&P 26158418	Date 5-6-05



1. Approving Authority/Country: FAA/United States		2. AUTHORIZED RELEASE CERTIFICATE FAA Form 8130-3, AIRWORTHINESS APPROVAL TAG				3. Form Tracking Number: B0500547574	
4. Organization Name and Address: Honeywell International, Inc. 1944 E. Sky Harbor Circle Phoenix, AZ 85034					5. Work Order/Contract/Invoice Number: HI3676-001 WOA187163 001		
6. Item:	7. Description:	8. Part Number:	9. Eligibility:*	10. Quantity:	11. Serial / Batch No:	12. Status / Work:	
001	KIT MOD PRESS DIFF	914771	TFE731-2-2B	000001	N/A. NOTE: (All serialization not referenced here is not required or traceable by HONEYWELL INC. Reference FAA ORDER 8130.21d)	NEW	
13. Remarks: THIS FORM IS ISSUED AT 1944 E. SKY HARBOR CIRCLE PHOENIX, AZ 85034 AS AUTHORIZED BY THE PRODUCTION APPROVAL HOLDER AIRWORTHINESS APPROVAL - PARTS.							
14. Certifies the items identified above were manufactured in conformity to: <input checked="" type="checkbox"/> Approved design data and are in a condition for safe operation. <input type="checkbox"/> Non-approved design data specified in Block 13.				19. <input type="checkbox"/> 14 CFR 43.9 Return to Service <input type="checkbox"/> Other regulation specified in Block 13 Certifies that unless otherwise specified in Block 13, the work identified in Block 12 and described in Block 13 was accomplished in accordance with Title 14, Code of Federal Regulations, part 43 and in respect to that work, the items are approved for return to service.			
15. Authorized Signature: 		16. Approval/Authorization No: ODARF602216NM		20. Authorized Signature:		21. Approval/Certificate No:	
17. Name (Typed or Printed): LINDA FANTECHI		18. Date (m/d/y): MAY/05/2005		22. Name (Typed or Printed):		23. Date (m/d/y):	
User/Installer Responsibilities							
It is important to understand that the existence of this document alone does not automatically constitute authority to install the part/component/assembly. Where the user/installer performs work in accordance with the national regulations of an airworthiness authority different than the airworthiness authority of the country specified in Block 1, it is essential that the user/installer ensures that his/her airworthiness authority accepts parts/components/assemblies from the airworthiness authority of the country specified in Block 1. Statements in Blocks 14 & 19 do not constitute installation certification. In all cases, aircraft maintenance records must contain an installation certification issued in accordance with the national regulations by the user/installer before the aircraft may be flown.							

Maintenance Work Order

Registration: <u>8351</u>	Manufacture: <u>WESTWIND</u>	Model No: <u>1124</u>
Date: <u>05-09-05</u>	Serial No: <u>368</u>	Entered By: <u>JMG</u>
Total Time: <u>8750.8</u>	Total Landings: <u>6314</u>	Work Order No. <u>05-05</u>
		Item No.

Discrepancy: BROK SWITCH GUARDS FOR LEFT FUEL SHUT OFF
& INTERCONNECT BROKEN/MISSING.

Corrective Action: REPLACED SWITCH GUARDS IN TA883117-3 LOT #4500
2 EACH TA 883117-3

Date	Tech	Time
<u>5-09</u>	<u>JMG</u>	<u>0.5</u>

Removed	Date	Reinstalled	Date	Function OK	Date	Leak OK	Date

Position	P/N OFF	S/N OFF	P/N ON	S/N ON
<u>SWITCH GUARDS/ OVERHEAD</u>	<u>TA883117-3</u>	<u>—</u>	<u>TA883117-3</u>	<u>—</u>

In accordance with 14 CFR § 43.9 (§ 43.11-Insp's) I certify that the work described, performed, and completed herein has been done satisfactorily using the aircraft's airframe, engine, or appliance manufacturer's (as applicable) recommended methods, and procedures contained within the manufacturer's current maintenance manual. The subsequent signature, with certificate number appropriate to the work performed with the date on which it was completed, constitutes a return to service only for the work performed and completed herein. For maintenance/inspections performed in accordance with 14 CFR § 135.411(a)(2), reference the current certificate holders approved program and/or GMM, for the required return to service statement.

<u>Technician Signature</u> 	<u>Certificate Number</u> <u>A&P 3057518</u>	<u>Date</u> <u>05-09-05</u>
<u>Inspector Signature</u> 	<u>Certificate Number</u> <u>A&P 2618848</u>	<u>Date</u> <u>05-09-05</u>



Packing Slip

Invoice Number:

7069

Invoice Date:

May 6, 2005

Page:

1

Sales Order Number

Drop Shipment

Ship to:
STARFLITE MGMT

Trimec Aviation, Inc.
100 AVIATION WAY
WORTH, TX 76106
USA

Phone: (817) 626-1376
Fax: (817) 626-1402

Sold To:
GENERAL DYNAMICS
W6355 ATLANTIS DRIVE
APPLETON, WI 54914

Customer ID	Customer PO	Payment Terms	
GD APPLE	A6902141Y	Net 10 Days	
Sales Rep ID	Shipping Method	Ship Date	Due Date
	Fed Ex P1	5/6/05	5/16/05

Order Qty	Item	Description	Shipped Prior	This Shipment	Corrections
4.00	TA883117-3	SWITCH GUARDS		4.00	

FAA-PMA
Trimec Aviation, Inc.
P/N TA883117-3 Switch Guard
Used on: I.A.I. 1124 and 1124A, all serial numbers.

Lot No. 6500

INSTALLATION INSTRUCTIONS:
1. Loosen or remove plastic overlay from the overhead switch panel.
2. Remove broken switch guard remnants.
3. Install replacement guard with radius cutout in foot fitting around lamp ass'y.
4. Some operators may elect to install using an adhesive to help retain guard securely.

Maintenance Work Order

Registration: <u>8352</u>	Manufacture: <u>WESTWIND</u>	Model No: <u>WESTWIND 11124</u>
Date: <u>05-11-05</u>	Serial No: <u>368</u>	Entered By: <u>JMG</u>
Total Time: <u>8750.8</u>	Total Landings: <u>6314</u>	Work Order No. <u>05-05</u>
		Item No.

Discrepancy: PERFORM PREFLIGHT

Corrective Action:	Date	Tech	Time
<u>PERFORMED PREFLIGHT IAWL</u>	<u>5-11</u>	<u>JMG</u>	<u>7.0</u>
<u>PREFLIGHT CHECKLIST. SERVICED OXYGEN</u>			
<u>TO 1850 PSI. AND SERVICED BOTH MAIN TIRES TO</u>			
<u>155 PSI + BOTH NOSE TIRES TO 5.5 PSI.</u>			

Removed	Date	Reinstalled	Date	Function OK	Date	Leak OK	Date

Position	P/N OFF	S/N OFF	P/N ON	S/N ON

In accordance with 14 CFR § 43.9 (§ 43.11-Insp's) I certify that the work described, performed, and completed herein has been done satisfactorily using the aircraft's airframe, engine, or appliance manufacturer's (as applicable) recommended methods, and procedures contained within the manufacturer's current maintenance manual. The subsequent signature, with certificate number appropriate to the work performed with the date on which it was completed, constitutes a return to service only for the work performed and completed herein. For maintenance/inspections performed in accordance with 14 CFR § 135.411(a)(2), reference the current certificate holders approved program and/or GMM, for the required return to service statement.

<u>Technician Signature</u> <u>A. M. He</u>	<u>Certificate Number</u> A&P <u>3037518</u>	<u>Date</u> <u>05-11-05</u>
<u>Inspector Signature</u> <u>David N. Lentz</u>	<u>Certificate Number</u> A&P <u>459981960</u>	<u>Date</u> <u>5/11/05</u>

Westwind 1124
Pre and Post Flight inspection

8365

Post Flight

- Nose torque link disconnected
- Lav serviced
- Pitot and static covers installed
- Gear and tires for condition
- Engine oil levels (1 qt low)

Signature _____ Date _____

Pre Flight

- Windshields and cabin windows for condition
- Wings, de-ice boots and stall strip for condition
- Tip tank fuel valve closed (up)
- Ailerons, flaps and speed brakes for condition
- HP rupture membrane in place
- Hyd reservoir level
- Gear extension cylinder (1700-2000 psi)
- Thrust reverser cylinder (710-940 psi)
- Engines for leaks
- Engine inlets and exhaust for FOD
- Exterior lights
- Interior systems checked
- Oxygen full (1800-2000 psi)
- Brake wear
- Tire inflation (nose 55psi main 155 psi)
- Sump fuel

Signature [Signature] Date 05-11-05

- ANT. ON TOP OFF FUSE. NEEDS TO RESEALED
- MISSING CAM-LOCK ON AVI. ACCESS PANEZ. (IN# 4002-HS #5)

Maintenance Work Order

Registration: N835G	Manufacture: 1A1	Model No: 1124
Date: 5/26/05	Serial No: 368	Entered By: DAK
Total Time: 8762.1	Total Landings: 6323	Work Order No. 05-05
Item No.		

Discrepancy: EMERGENCY HYDRAULIC ACCUMULATOR PRESSURE LOW.

Corrective Action: SERVICED ACCUMULATOR

Date	Tech	Time
5-26	LPB	1.0

Removed	Date	Reinstalled	Date	Function OK	Date	Leak OK	Date

Position	P/N OFF	S/N OFF	P/N ON	S/N ON

In accordance with 14 CFR § 43.9 (§ 43.11-Insp's) I certify that the work described, performed, and completed herein has been done satisfactorily using the aircraft's airframe, engine, or appliance manufacturer's (as applicable) recommended methods, and procedures contained within the manufacturer's current maintenance manual. The subsequent signature, with certificate number appropriate to the work performed with the date on which it was completed, constitutes a return to service only for the work performed and completed herein. For maintenance/inspections performed in accordance with 14 CFR § 135.411(a)(2), reference the current certificate holders approved program and/or GMM, for the required return to service statement.

Technician Signature <i>Larry L. Barrett</i>	Certificate Number A&P 2718002	Date 05-26-2005
Inspector Signature <i>David R. Long</i>	Certificate Number 459981960	Date 5/26/05



Maintenance Work Order

Registration: 835G	Manufacture: WESTWIND	Model No: WESTWIND 1128
Date: 5-11-05	Serial No: 368	Entered By: JMG
Total Time: 8750.8	Total Landings: 6314	Work Order No. 05-05
		Item No.

Discrepancy: SEAL GPS ANTENNA ON TOP OF FUSELAGE.

Corrective Action:	Date	Tech	Time
RESEALED GPS ANTENNA ON TO OF FUSELAGE	5-11	JMG	0.5

Removed	Date	Reinstalled	Date	Function CK	Date	Leak CK	Date

Position	P/N OFF	S/N OFF	P/N ON	S/N ON

In accordance with 14 CFR § 43.9 (§ 43.11-Insps) I certify that the work described, performed, and completed herein has been done satisfactorily using the aircraft's airframe, engine, or appliance manufacturer's (as applicable) recommended methods, and procedures contained within the manufacturer's current maintenance manual. The subsequent signature, with certificate number appropriate to the work performed with the date on which it was completed, constitutes a return to service only for the work performed and completed herein. For maintenance/inspections performed in accordance with 14 CFR § 135.411(a)(2), reference the current certificate holders approved program and/or GMM, for the required return to service statement.

Technician Signature <i>J. M. G.</i>	Certificate Number A&P 3037518	Date 5-11-05
Inspector Signature <i>Daniel H. Lentz</i>	Certificate Number A&P 459981960	Date 5/11/05

Maintenance Work Order

Registration: N 8356		Manufacture: JAT		Model No: 1124	
Date: 4-1-05		Serial No: 368		Entered By: [Signature]	
Total Time: 8742.7		Total Landings: 6307		Work Order No. 05-05	
Y/H 8336.6/5935		P/H 8634.7/6164		Item No. 2	
Discrepancy: C/W Weld Ale 36 mo. Check.					
Corrective Action: C/W by Airweld Inc. 4-1-05 by [Signature]				Date Tech Time	
Removed	Date	Reinstalled	Date	Function CK	Date
Position	P/N OFF	S/N OFF	P/N ON	S/N ON	
<p>In accordance with 14 CFR § 43.9 (§ 43.11-Insp's) I certify that the work described, performed, and completed herein has been done satisfactorily using the aircraft's airframe, engine, or appliance manufacturer's (as applicable) recommended methods, and procedures contained within the manufacturer's current maintenance manual. The subsequent signature, with certificate number appropriate to the work performed with the date on which it was completed, constitutes a return to service only for the work performed and completed herein. For maintenance/inspections performed in accordance with 14 CFR § 135.411(a)(2), reference the current certificate holders approved program and/or GMM, for the required return to service statement.</p>					
Technician Signature [Signature]		Certificate Number A&P 253660854		Date 4-1-05	
Inspector Signature		Certificate Number A&P		Date	

Maintenance Work Order

Registration: N 835G	Manufacture: IAI	Model No: 1124
Date: 4-5-05	Serial No: 268	Entered By: [Signature]
Total Time: 8742.7	Total Landings: 6307	Work Order No. 04.05
448336.6/5935	AH 8634.7/6104	Item No. 3

Discrepancy: T.A.S installation by temple, requires removal of some interior parts

Corrective Action:	Date	Tech	Time
removed Right side lav panel and Toilet, Cabinet, co-pilot seat and R/A panel	4-5	[Signature]	3.0
	4-5	[Signature]	3.0

Removed	Date	Reinstalled	Date	Function CK	Date	Leak CK	Date

Position	P/N OFF	S/N OFF	P/N ON	S/N ON

In accordance with 14 CFR § 43.9 (§ 43.11-Insp's) I certify that the work described, performed, and completed herein has been done satisfactorily using the aircraft's airframe, engine, or appliance manufacturer's (as applicable) recommended methods, and procedures contained within the manufacturer's current maintenance manual. The subsequent signature, with certificate number appropriate to the work performed with the date on which it was completed, constitutes a return to service only for the work performed and completed herein. For maintenance/inspections performed in accordance with 14 CFR § 135.411(a)(2), reference the current certificate holders approved program and/or GMM, for the required return to service statement.

<u>Technician Signature</u> [Signature]	<u>Certificate Number</u> A&P 555570806	<u>Date</u> 4-5-05
<u>Inspector Signature</u> [Signature]	<u>Certificate Number</u> A&P 253060816	<u>Date</u> 4-12-05

Maintenance Work Order

Registration: 835G	Manufacture: WESTWIND	Model No: 1124A
Date: 4-1-05	Serial No: 368	Entered By: JMG
Total Time: 807.5 8742.7	Total Landings: 6307 6307	Work Order No. 4-05
		Item No. 4 AM 2

Discrepancy: **REMOVE INTERIOR ON RIGHT SIDE OF CABIN FOR TEMPLE.**

YHENG - 8336.6/5931

RHENG - 8634.7/6164

Corrective Action:	Date	Tech	Time
REMOVED R/H INTERIOR OF CABIN FOR TEMPLE ETC.	4-1	JMG	5.0
	4-1	LPS	4.0

Removed	Date	Reinstalled	Date	Function CK	Date	Leak CK	Date

Position	P/N OFF	S/N OFF	P/N ON	S/N ON

In accordance with 14 CFR § 43.9 (§ 43.11-Insp's) I certify that the work described, performed, and completed herein has been done satisfactorily using the aircraft's airframe, engine, or appliance manufacturer's (as applicable) recommended methods, and procedures contained within the manufacturer's current maintenance manual. The subsequent signature, with certificate number appropriate to the work performed with the date on which it was completed, constitutes a return to service only for the work performed and completed herein. For maintenance/inspections performed in accordance with 14 CFR § 135.411(a)(2), reference the current certificate holders approved program and/or GMM, for the required return to service statement.

<u>Technician Signature</u> T.M. Ye	<u>Certificate Number</u> A&P PENDING.	<u>Date</u> 4-1-05
<u>Inspector Signature</u> Samy P. Bant...	<u>Certificate Number</u> A&P 2718002	<u>Date</u> 04-01-2005



Maintenance Work Order

Registration: 835B	Manufacture:	Model No: 1124					
Date: 4-12-05	Serial No: 368	Entered By: JH					
Total Time: 8742.7	Total Landings: 6307	Work Order No. 04.05					
448336.4/5935	948634.7/0164	Item No. 05					
Discrepancy: Installed interior after Temp mod.							
Corrective Action: Installed interior as needed							
Date	Tech	Time					
4-12	JH	4.0					
4-12	JM	6.0					
4-13	JH	5.5					
4-13	JM	6.0					
Removed	Date	Reinstalled	Date	Function CK	Date	Leak CK	Date
Position	P/N OFF	S/N OFF	P/N ON	S/N ON			
<p>In accordance with 14 CFR § 43.9 (§ 43.11-Insp's) I certify that the work described, performed, and completed herein has been done satisfactorily using the aircraft's airframe, engine, or appliance manufacturer's (as applicable) recommended methods, and procedures contained within the manufacturer's current maintenance manual. The subsequent signature, with certificate number appropriate to the work performed with the date on which it was completed, constitutes a return to service only for the work performed and completed herein. For maintenance/inspections performed in accordance with 14 CFR § 135.411(a)(2), reference the current certificate holders approved program and/or GMM, for the required return to service statement.</p>							
Technician Signature		Certificate Number	Date				
<i>[Signature]</i>		A&P 50266276	4-13-05				
Inspector Signature		Certificate Number	Date				
<i>[Signature]</i>		A&P 213660870	4-13-05				

Maintenance Work Order

Registration: 8356	Manufacture: IAI	Model No: 1124
Date: 4-11-05	Serial No: 368	Entered By: JMG
Total Time: 8742.7	Total Landings: 6307	Work Order No. 04-05
YH 8356, 4/5935 P/H. 8434, 7/6164		Item No. 6

Discrepancy: REMOVE COCKPIT INTERIOR FOR TEMPLE

Corrective Action:	Date	Tech	Time
REMOVED COCKPIT INTERIOR FOR WIRE INSTALLATION BY TEMPLE	4-11	JMG	3-0

Removed	Date	Reinstalled	Date	Function CK	Date	Leak CK	Date

Position	P/N OFF	S/N OFF	P/N ON	S/N ON

In accordance with 14 CFR § 43.9 (§ 43.11-Insp's) I certify that the work described, performed, and completed herein has been done satisfactorily using the aircraft's airframe, engine, or appliance manufacturer's (as applicable) recommended methods, and procedures contained within the manufacturer's current maintenance manual. The subsequent signature, with certificate number appropriate to the work performed with the date on which it was completed, constitutes a return to service only for the work performed and completed herein. For maintenance/inspections performed in accordance with 14 CFR § 135.411(a)(2), reference the current certificate holders approved program and/or GMM, for the required return to service statement.

Technician Signature <i>[Signature]</i>	Certificate Number A&P 5037518	Date 4-11-05
Inspector Signature <i>[Signature]</i>	Certificate Number A&P 253660854	Date 4-11-05

Maintenance Work Order

Registration: 835B	Manufacture:	Model No: 1124
Date: 4-13-05	Serial No: 368	Entered By: DK
Total Time: 8742.7	Total Landings: 0307	Work Order No. 04.05
Y48336.6/5935 R/H 8634.7/6104		Item No. 7

Discrepancy: Reinstall hydraulic pump on RH engine

Corrective Action:	Date	Tech	Time
Reinstalled Hydraulic pump, serviced hydraulic system, & heat checked good	4/13/05	DK	2.00

Removed	Date	Reinstalled	Date	Function CK	Date	Leak CK	Date

Position	P/N OFF	S/N OFF	P/N ON	S/N ON
#2 Hyd. Pump			65WE01031-3	B1-58

In accordance with 14 CFR § 43.9 (§ 43.11-insp's) I certify that the work described, performed, and completed herein has been done satisfactorily using the aircraft's airframe, engine, or appliance manufacturer's (as applicable) recommended methods, and procedures contained within the manufacturer's current maintenance manual. The subsequent signature, with certificate number appropriate to the work performed with the date on which it was completed, constitutes a return to service only for the work performed and completed herein. For maintenance/inspections performed in accordance with 14 CFR § 135.411(a)(2), reference the current certificate holders approved program and/or GMM, for the required return to service statement.

Technician Signature <i>[Signature]</i>	Certificate Number A&P 5121215	Date 4/13/05
Inspector Signature <i>[Signature]</i>	Certificate Number A&P 2536408TV	Date 4-13-05

Maintenance Work Order

Registration: 83 SB	Manufacture:	Model No: 1124
Date: 4-25-05	Serial No: 368	Entered By: JH
Total Time: 12359.6	Total Landings: 13888	Work Order No.
117188/11322	12.10480.2/11622	04.05
Item No.		15

Discrepancy: O₂ system low.

Corrective Action: Serviced O ₂ system	Date	Tech	Time
	4/25/05	JH	2.0

Removed	Date	Reinstalled	Date	Function CK	Date	Leak CK	Date

Position	P/N OFF	S/N OFF	P/N ON	S/N ON

In accordance with 14 CFR § 43.9 (§ 43.11-Insp's) I certify that the work described, performed, and completed herein has been done satisfactorily using the aircraft's airframe, engine, or appliance manufacturer's (as applicable) recommended methods, and procedures contained within the manufacturer's current maintenance manual. The subsequent signature, with certificate number appropriate to the work performed with the date on which it was completed, constitutes a return to service only for the work performed and completed herein. For maintenance/inspections performed in accordance with 14 CFR § 135.411(a)(2), reference the current certificate holders approved program and/or GMM, for the required return to service statement.

Technician Signature <i>[Signature]</i>	Certificate Number A&P 512664275	Date 4-25-05
Inspector Signature <i>[Signature]</i>	Certificate Number A&P 273660112	Date 4-25-05

Maintenance Work Order

Registration: 83 50	Manufacture:	Model No: 1124
Date: 4-25-05	Serial No: 368	Entered By: JH
Total Time: 8742.7	Total Landings: 6307	Work Order No. 0405
448336.6/5935	PH 8634.7/6144	Item No. 8



Discrepancy: Emerg. Hydraulic ~~part~~ pump idop.

Corrective Action:	Date	Tech	Time
Trouble shot system, found pump rotating at a very slow speed and smoking.	4/25	JH	2.0
ordered pump 4/25.	4/26	JH	8.0
Removed defective Emerg. Hydraulic pump P/N 713010-505 S/N 14595, installed overhauled unit P/N 713010-505 S/N 12210, system serviced with Skydrol 500 B-4 approx 1 gallon. Ops checked & leak checked good.	4/27	JH	2.0

Removed	Date	Reinstalled	Date	Function CK	Date	Leak CK	Date

Position	P/N OFF	S/N OFF	P/N ON	S/N ON
Emerg Hydc. Pump	713010-505 (A3102A)	14595	713010-505	12210

In accordance with 14 CFR § 43.9 (§ 43.11-Insp's) I certify that the work described, performed, and completed herein has been done satisfactorily using the aircraft's airframe, engine, or appliance manufacturer's (as applicable) recommended methods, and procedures contained within the manufacturer's current maintenance manual. The subsequent signature, with certificate number appropriate to the work performed with the date on which it was completed, constitutes a return to service only for the work performed and completed herein. For maintenance/inspections performed in accordance with 14 CFR § 135.411(a)(2), reference the current certificate holders approved program and/or GMM, for the required return to service statement.

<u>Technician Signature</u>  J. A. Smith	<u>Certificate Number</u> A&P 512664275	<u>Date</u> 4-27-05
<u>Inspector Signature</u>  J. A. Smith	<u>Certificate Number</u> A&P 253440100	<u>Date</u> 4-27-05

Maintenance Work Order

Registration: 83 SB	Manufacture:	Model No: 1124					
Date: 4-25-05	Serial No: 368	Entered By: JH					
Total Time: 8742.7	Total Landings: 6307	Work Order No. 04.05					
748336.6/5935	RH 8634.7/6104	Item No. 11					
Discrepancy: Pilot reports RH engine low on oil							
Corrective Action: Serviced with Mobil 254 approx 1/2 quart							
Date: 4/25/05	Tech: JH	Time: .5					
Removed	Date	Reinstalled	Date	Function CK	Date	Leak CK	Date
Position	P/N OFF	S/N OFF	P/N ON	S/N ON			
<p>In accordance with 14 CFR § 43.9 (§ 43.11-Insp's) I certify that the work described, performed, and completed herein has been done satisfactorily using the aircraft's airframe, engine, or appliance manufacturer's (as applicable) recommended methods, and procedures contained within the manufacturer's current maintenance manual. The subsequent signature, with certificate number appropriate to the work performed with the date on which it was completed, constitutes a return to service only for the work performed and completed herein. For maintenance/inspections performed in accordance with 14 CFR § 135.411(a)(2), reference the current certificate holders approved program and/or GMM, for the required return to service statement.</p>							
Technician Signature		Certificate Number		Date			
[Signature]		A&P 512664275		4/25/05			
Inspector Signature		Certificate Number		Date			
[Signature]		A&P 253060856		4-25-05			

Maintenance Work Order

Registration: 8356	Manufacture: ZAI	Model No: 1124
Date:	Serial No: 368	Entered By: DRS.
Total Time: 8742.7	Total Landings: 6307	Work Order No. 04.05
YH 8336.4/5935	YH 8634.7/6164	Item No. 12

Discrepancy: CWS EMV16 - Cyro Battery Inspect

3 MO.

Corrective Action:	Date	Tech	Time
Reinstalled Bench Checked JET PS 823 R/T P/N 501-1075-06 S/N 1310 battery	4-26	JAG	1.5

Removed	Date	Reinstalled	Date	Function CK	Date	Leak CK	Date

Position	P/N OFF	S/N OFF	P/N ON	S/N ON
PS-823 Bch.			501-1075-06	1310

In accordance with 14 CFR § 43.9 (§ 43.11-Insp's) I certify that the work described, performed, and completed herein has been done satisfactorily using the aircraft's airframe, engine, or appliance manufacturer's (as applicable) recommended methods, and procedures contained within the manufacturer's current maintenance manual. The subsequent signature, with certificate number appropriate to the work performed with the date on which it was completed, constitutes a return to service only for the work performed and completed herein. For maintenance/inspections performed in accordance with 14 CFR § 135.411(a)(2), reference the current certificate holders approved program and/or GMM, for the required return to service statement.

Technician Signature <i>[Signature]</i>	Certificate Number A&P 51266275	Date 4-27-05
Inspector Signature <i>[Signature]</i>	Certificate Number A&P 253660576	Date 4-27-05

Washington
Aviation

1. APPROVING NATIONAL AVIATION AUTHORITY/COUNTRY:
FAA / UNITED STATES

AUTHORIZED RELEASE CERTIFICATE

FAA Form 8130-3, AIRWORTHINESS APPROVAL TAG

3. Form Tracking Number: *W.T.F*
04-6419

4. Organization: **CONSOLIDATED AIRCRAFT SUPPLY CO. INC.** (631) 981-7700 800-422-6300
55 RAYNOR AVENUE, RONKONKOMA, NEW YORK 11779 FAX: (631) 981-7706

5. Work Order/Contract/Invoice Number:
R11002

6. Item:	7. Description:	8. Part Number	9. Eligibility:*	10. Quantity:	11. Serial/Batch Number:	12. Status/Work:
<i>1</i>	<i>Hydraulic Pump</i>	<i>713010-505 (A3102A)</i>	<i>N/A</i>	<i>ONE</i>	<i>12210</i>	<i>OVERHAULED</i>

13. Remarks:

- THIS UNIT OVERHAULED/REPAIRED/FUNCTIONALLY TESTED IN ACCORDANCE WITH MANUFACTURER'S CURRENT MANUAL.
- DETAILS OF THE WORK ARE CONTAINED ON ATTACHED WORK ORDER.
- CERTIFIES THAT THE WORK SPECIFIED IN BLOCK 12/13 WAS CARRIED OUT IN ACCORDANCE WITH EASA PART 145 AND WITH RESPECT TO THAT WORK THE AIRCRAFT COMPONENT IS CONSIDERED READY FOR RELEASE TO SERVICE UNDER EASA ACCEPTANCE CERTIFICATE NUMBER EASA.145.4346.

4. I.A.W WELDON A3102A Rev. G. 2-02

14. Certifies the items identified above were manufactured in conformity to:

Approved design data and are in condition for safe operation.

Non-approved design data specified in Block 13.

19. 14 CFR 43.9 Return To Service Other Regulation Specified in Block 13

Certifies that unless otherwise specified in Block 13, the work identified in Block 12 and described in Block 13 was accomplished in accordance with Title 14, Code of Federal Regulations, Part 43 and in respect to that work, the items are approved for return to service.

15. Authorized Signature:

16. Approval/Authorization No:

20. Authorized Signature: *[Signature]*

21. Approval/Certificate No:
GI 1R167K

17. Name (typed or printed)

18. Date:

22. Name (typed or printed): *TWA*

23. Date (m/d/y):
1-22-05

User/Installer Responsibilities

It is important to understand that the existence of this document alone does not automatically constitute authority to install the part/component/assembly.

Where the user/installer performs work in accordance with the national regulations of an airworthiness authority different than the airworthiness authority of the country specified in Block 1, it is essential that the user/installer ensures that his/her airworthiness authority accepts parts/components/assemblies from the airworthiness authority of the country specified in Block 1.

State Block 14 and 19 do not constitute installation certification. In all cases, aircraft maintenance records must contain installation certification issued in accordance with the national regulations by the user/installer before the aircraft may be flown.

COMPONENT TEARDOWN REPORT (Q.C 261)

NOMENCLATURE: <u>Hydraulic Pump</u>	WORK PERFORMED: OVERHAULED & TESTED
PART NUMBER: <u>713010-505 (A3102A)</u>	CUSTOMER: <u>WORTHINGTON AV.</u>
SERIAL NUMBER: <u>12210</u>	CUSTOMER P.O. #: <u>R11002</u>
AMEND./MOD. PLATE STATUS: <u>N/A</u>	MANUFACTURER: <u>WELDON</u>
REQUESTED/REQUIRED MODIFICATION: YES _____ NO <u>X</u>	REVISED PART #: REVISED SERIAL #: <u>N/A</u>

AIRWORTHINESS DIRECTIVE SEARCH BY W.T.F. (TECH'S INITIALS) A.D. FOUND: YES _____ (COMPLETED BLOCK 6) NO X

1) RECEIVING REMARKS: (CUSTOMER INSTRUCTIONS, AIRCRAFT REMOVAL INFO, T.S.O, T.S.N)
overhaul.

2) TEARDOWN REMARKS: Stationary Seal In Pump Housing worn, not repairable.
Pump Blades, Blade Retainer worn. Packings, Bearings, Brushes worn.
Cage Seal AND spring worn.

N.D.T. REQ'D.: YES NO X

3) REPAIR ACTION TAKEN: **OVERHAULED & TESTED.** Replaced All Above Parts.

4) INSPECTION REMARKS: (EXPLAIN P/N OR S/N CHANGES)



OVERHAULED & TESTED
ALL WORK DONE IN ACCORDANCE WITH C.M.M.#: WELDON A3102A Rev.G. 2-00

5) SERVICE BULLETINS COMPLIED WITH: N/A

6) A.D. COMPLIED WITH THIS SHOP VISIT: A.D. # _____
A.D. ALREADY COMPLIED WITH: YES _____ NO N/A

TECHNICIANS SIGNATURE William Frontz

Fly with the Best

UNITED BATTERIES AND ACCESSORIES, INC.

7762 Braniff

Houston, TX 77061

Phone: 713-991-9111 • Fax: 713-991-9117

F.A.A. C.R.S. No. U9BR618Y

FORM #9016

SERVICEABLE PART

Customer

STAR FLITE

Make

MARATHON
20-3113

Nomenclature

Part No.

38451

Serial No.

NA

Work Accomplished

Overhauled

Bench Checked

Repaired

Other (Explain) _____

MAINTENANCE RELEASE

THE AIRCRAFT AND / OR COMPONENT IDENTIFIED ABOVE WAS INSPECTED IN ACCORDANCE WITH CURRENT REGULATIONS OF THE FEDERAL AVIATION ADMINISTRATION AND IS APPROVED FOR RETURN TO SERVICE. PERTINENT DETAILS ARE ON FILE AT THIS REPAIR STATION.

UNDER WORK ORDER NO. _____

8859

Signed

[Signature]

Date

2-27-05

Fly with the Best

UNITED BATTERIES AND ACCESSORIES, INC.

7762 Braniff

Houston, TX 77061

Phone: 713-991-9111 • Fax: 713-991-9117

F.A.A. C.R.S. No. U9BR618Y

FORM #9016

SERVICEABLE PART

Customer <i>STAR FLITE</i>		Make <i>JET</i> <i>PS-823 B/T</i>
Nomenclature	Part No. <i>501-1075-06</i>	Serial No. <i>1310</i>

Work Accomplished

Overhauled

Bench Checked

Repaired

Other (Explain) _____

MAINTENANCE RELEASE

THE AIRCRAFT AND / OR COMPONENT IDENTIFIED ABOVE WAS INSPECTED IN ACCORDANCE WITH CURRENT REGULATIONS OF THE FEDERAL AVIATION ADMINISTRATION AND IS APPROVED FOR RETURN TO SERVICE. PERTINENT DETAILS ARE ON FILE AT THIS REPAIR STATION.

UNDER WORK ORDER NO. *8860*

Signed *[Signature]*

Date *22-55*

UNITED BATTERIES AND ACCESSORIES, INC.
 CRS #U9BR018Y 7762 BRANIFF HOUSTON, TX 77061
 TEL: 713 991-9111 FAX: 713 991-9117
 E-MAIL: unitedbatteries@aol.com
 FORM #9007
 NiCad Battery Pack Work Order # 8860

Customer Star flite Date Received 4/26/05 Customer PO# N83SG
 Battery Pack/Cell/
 Power Supply Mfg. Jet Mfg. Type PS-823 B/T Mfg. Part No. 501-1075-06
 Serial No. 1310

Pre-Service Hidden Damage Inspection

General Condition PER MANUFACTURERS SPEC
 Receiving Voltage: Terminals 25.4 Battery Pack#1 25.4 1/2 Pack _____
 Battery Pack #2 25.4
 Outer Case PHS Circuit Board PHS Cells/Cell Cases PHS Hot Spots NONE
 Receptacle Assy. PHS 5 Amp Fuse PHS 10 Amp Fuse PHS

In-Service Hidden Damage Inspection

Capacity Tests, Step 1 through 3

1st	.08	.08	.08	.08	.08	→	PER CELL AVG.											
End of Discharge Voltage <u>21.66</u>																		
2nd																		
End of Discharge Voltage _____																		
3rd																		
End of Discharge Voltage _____																		

FINAL CHARGE

4th	.55	.55	.55	.55	.55	→	PER RECL AUG											
End of Charge Terminal Voltage <u>31.1</u>																		
Functional Test <u>PHS PER CMM</u>																		
Replaced _____																		
Remarks _____																		

WARRANTY: _____ Months from date of return to service if serviced a minimum of every 6 months.

Work Accomplished By Melvin J. Sede per CMM TP-202
 Inspected By [Signature] Completion Date 4-27-05

Inspector Recommendations _____
 The aircraft component, appliance or accessory was inspected in accordance with the current requirements of the Federal Aviation Administration and is approved for return to service.
 Pertinent details are on file at this repair station.
 Authorized Inspection Signature [Signature]
 Date of Final Inspection for Return to Service 4-27-05 Maintenance Release Issued YES or NO

Maintenance Work Order

Registration: N83SG	Manufacture: IAI	Model No: 1124B
Date: 3-1-05	Serial No: 368	Entered By: OAS
Total Time: 8730.7	Total Landings: 6299	Work Order No. 03-05
		Item No. 1

Discrepancy: Remove R/H ENGINE - Rental. &
Replace own repaired engine by Garrett unit
Removal S/N P77361 TSN. 6118.7 CSN. 5440
Install S/N P77488. TSN. 8622.7 CSN. 0158

Corrective Action: Run engine for P/P - Removal. for Garrett
Installed by Garrett Technician
See Attached Log Book entry

Tech	Time
SM	3.0
SM	0.5
SM	0.5

Removed	Date	Reinstalled	Date	Function CK	Date	Leak CK	Date

Position	P/N OFF	S/N OFF	P/N ON	S/N ON

In accordance with 14 CFR § 43.9 (§ 43.11-Insp's) I certify that the work described, performed, and completed herein has been done satisfactorily using the aircraft's airframe, engine, or appliance manufacturer's (as applicable) recommended methods, and procedures contained within the manufacturer's current maintenance manual. The subsequent signature, with certificate number appropriate to the work performed with the date on which it was completed, constitutes a return to service only for the work performed and completed herein. For maintenance/inspections performed in accordance with 14 CFR § 135.411(a)(2), reference the current certificate holders approved program and/or GMM, for the required return to service statement.

Technician Signature <i>[Signature]</i>	Certificate Number A&P 753 660 850 4	Date 3-4-05
Inspector Signature <i>[Signature]</i>	Certificate Number A&P 459981960	Date 3/4/05

Maintenance Work Order

Registration: <i>N835G</i>	Manufacture: <i>IAI</i>	Model No: <i>1124A</i>
Date: <i>3-7-05</i>	Serial No: <i>368</i>	Entered By: <i>[Signature]</i>
Total Time: <i>8733.0</i>	Total Landings: <i>6302</i>	Work Order No. <i>03-05</i>
		Item No. <i>2</i>

Discrepancy: *1 Install Nose Gear Placard*

Corrective Action: *Installed nose gear placard*

Date	Tech	Time
<i>3-7</i>	<i>[Signature]</i>	<i>.5</i>

Removed	Date	Reinstalled	Date	Function OK	Date	Leak OK	Date

Position	P/N OFF	S/N OFF	P/N ON	S/N ON
			<i>113001-119</i>	

In accordance with 14 CFR § 43.9 (§ 43.11-Insp's) I certify that the work described, performed, and completed herein has been done satisfactorily using the aircraft's airframe, engine, or appliance manufacturer's (as applicable) recommended methods, and procedures contained within the manufacturer's current maintenance manual. The subsequent signature, with certificate number appropriate to the work performed with the date on which it was completed, constitutes a return to service only for the work performed and completed herein. For maintenance/inspections performed in accordance with 14 CFR § 135.411(a)(2), reference the current certificate holders approved program and/or GMM, for the required return to service statement.

<u>Technician Signature</u> <i>[Signature]</i>	<u>Certificate Number</u> A&P <i>2668256</i>	<u>Date</u> <i>3-7-05</i>
<u>Inspector Signature</u> <i>[Signature]</i>	<u>Certificate Number</u> A&P <i>253660857</i>	<u>Date</u> <i>3-7-05</i>

Maintenance Work Order

Registration: N835G	Manufacture: TAF	Model No: 712FA
Date: 3-7-05	Serial No: 368	Entered By: SM
Total Time: 8733.0	Total Landings: 6302	Work Order No. 63-05
		Item No. 3

Discrepancy: Clw monthly cabin & cockpit Fire bottles check

Corrective Action:	Tech	Time
MONTHLY CABIN + COCKPIT PORTABLE FIRE EXTINGUISHER CHECKS CARRIED OUT	SL	1.0
NO DEFECTS NOTED		

Removed	Date	Reinstalled	Date	Function CK	Date	Leak CK	Date

Position	P/N OFF	S/N OFF	P/N ON	S/N ON

In accordance with 14 CFR § 43.9 (§ 43.11-Insp's) I certify that the work described, performed, and completed herein has been done satisfactorily using the aircraft's airframe, engine, or appliance manufacturer's (as applicable) recommended methods, and procedures contained within the manufacturer's current maintenance manual. The subsequent signature, with certificate number appropriate to the work performed with the date on which it was completed, constitutes a return to service only for the work performed and completed herein. For maintenance/inspections performed in accordance with 14 CFR § 135.411(a)(2), reference the current certificate holders approved program and/or GMM, for the required return to service statement.

Technician Signature <i>Da Lopez</i>	Certificate Number A&P 2608256	Date 3-7-05
Inspector Signature <i>A. Stuchlik</i>	Certificate Number A&P 2618848	Date 3-7-05

Maintenance Work Order

Registration: N8356	Manufacture: 1A1	Model No: 1124A					
Date: 3-7-05	Serial No: 233 368	Entered By: 82					
Total Time: 8733.0	Total Landings: 6302	Work Order No. 03-05					
		Item No. 4					
Discrepancy: RH Taxi light inop							
Corrective Action: Replaced bulb PN4587. Ops checked good							
Date	Tech	Time					
3-7	82	.5					
Removed	Date	Reinstalled	Date	Function CK	Date	Leak CK	Date
Position	P/N OFF	S/N OFF	P/N ON	S/N ON			
RH	4587		4587				
<p>In accordance with 14 CFR § 43.9 (§ 43.11-Insp's) I certify that the work described, performed, and completed herein has been done satisfactorily using the aircraft's airframe, engine, or appliance manufacturer's (as applicable) recommended methods, and procedures contained within the manufacturer's current maintenance manual. The subsequent signature, with certificate number appropriate to the work performed with the date on which it was completed, constitutes a return to service only for the work performed and completed herein. For maintenance/inspections performed in accordance with 14 CFR § 135.411(a)(2), reference the current certificate holders approved program and/or GMM, for the required return to service statement.</p>							
Technician Signature		Certificate Number	Date				
<i>Sean Lynch</i>		A&P 2668256	3-7-05				
Inspector Signature		Certificate Number	Date				
<i>[Signature]</i>		A&P 25364054	3-7-05				

Maintenance Work Order

Registration: N 83 EC		Manufacture: FAI		Model No: 1124					
Date: 3-7-05		Serial No: 368		Entered By: SM					
Total Time: 8733.0	Total Landings: 0302	Work Order No. 03-05		Item No. 5					
Discrepancy: RH G/S INOP ON NAV 2, OK ON NAV 1									
Corrective Action: TEMPLE ELECTRONIC CALLED AND BOTH G/LINE SLOPES ON PILOT + COPILOT #1 NAV AND #2 NAV FUNCTION CHECKED SERVICABLE.									
				Date	Tech	Time			
					SM	1.0			
Removed									
Date	Reinstalled	Date	Function CK	Date	Leak CK	Date			
Position		P/N OFF		S/N OFF		P/N ON		S/N ON	
<p>In accordance with 14 CFR § 43.9 (§ 43.11-Insp's) I certify that the work described, performed, and completed herein has been done satisfactorily using the aircraft's airframe, engine, or appliance manufacturer's (as applicable) recommended methods, and procedures contained within the manufacturer's current maintenance manual. The subsequent signature, with certificate number appropriate to the work performed with the date on which it was completed, constitutes a return to service only for the work performed and completed herein. For maintenance/inspections performed in accordance with 14 CFR § 135.411(a)(2), reference the current certificate holders approved program and/or GMM, for the required return to service statement.</p>									
Technician Signature				Certificate Number		Date			
JESSE FRON TEMPLE				A&P					
Inspector Signature				Certificate Number		Date			
				A&P 2618848		3-7-05			

Maintenance Work Order

Registration: N 838G	Manufacture: IAE	Model No: 1124
Date: 3-7-05	Serial No: 368	Entered By: SM
Total Time: 8733.0	Total Landings: 6302	Work Order No. 03-05
		Item No. 6

Discrepancy: #2 ENGINE HAS THROTTLE SPLIT AND IS NOT N1 LIMITING. WILL OVERSPEED.

Corrective Action:	Date	Tech	Time
BOTH ENGINES RUN AND TRIMMED BY GARRETT AVIATION	3-7	SM	25

Removed	Date	Reinstalled	Date	Function CK	Date	Leak CK	Date

Position	P/N OFF	S/N OFF	P/N ON	S/N ON

In accordance with 14 CFR § 43.9 (§ 43.11-Insps) I certify that the work described, performed, and completed herein has been done satisfactorily using the aircraft's airframe, engine, or appliance manufacturer's (as applicable) recommended methods, and procedures contained within the manufacturer's current maintenance manual. The subsequent signature, with certificate number appropriate to the work performed with the date on which it was completed, constitutes a return to service only for the work performed and completed herein. For maintenance/inspections performed in accordance with 14 CFR § 135.411(a)(2), reference the current certificate holders approved program and/or GMM, for the required return to service statement.

Technician Signature ALBERT CASTRO	Certificate Number A&P GARRETT	Date 3-7-05
Inspector Signature <i>[Signature]</i>	Certificate Number A&P 2618848	Date 3-7-05

Maintenance Work Order

8356

Registration: <i>N 8356</i>	Manufacture: <i>IAI</i>	Model No: <i>1124</i>
Date: <i>3-7-05</i>	Serial No: <i>368</i>	Entered By: <i>DRS</i>

Total Time:	Total Landings:	Work Order No.	Item No.
		<i>03-05</i>	<i>7</i>

Discrepancy: *GEAR Handle IN-TRANSIT Light stays ON IN FLITE WITH GEAR Retracted.*

Corrective Action:	Date	Tech	Time
<i>Jacked Aircraft, Cycled gear several times, checked nose strut service. Was not able to duplicate problem. Service per. Inst 12-10-14</i>	<i>3/8/05</i>	<i>DRS</i>	<i>3.0</i>
	<i>3-8-05</i>	<i>DRS</i>	<i>3.0</i>
	<i>3-8-05</i>	<i>JMK</i>	<i>1.0</i>

Removed	Date	Reinstalled	Date	Function CK	Date	Leak CK	Date

Position	P/N OFF	S/N OFF	P/N ON	S/N ON

In accordance with 14 CFR § 43.9 (§ 43.11-Insp's) I certify that the work described, performed, and completed herein has been done satisfactorily using the aircraft's airframe, engine, or appliance manufacturer's (as applicable) recommended methods, and procedures contained within the manufacturer's current maintenance manual. The subsequent signature, with certificate number appropriate to the work performed with the date on which it was completed, constitutes a return to service only for the work performed and completed herein. For maintenance/inspections performed in accordance with 14 CFR § 135.411(a)(2), reference the current certificate holders approved program and/or GMM, for the required return to service statement.

<i>[Signature]</i> Technician Signature	<i>A&P 5557086</i> Certificate Number	<i>3-7-05</i> Date
<i>[Signature]</i> Inspector Signature	<i>A&P 25544084</i> Certificate Number	<i>3-7-05</i> Date

Maintenance Work Order

Registration: <i>N835G</i>	Manufacture: <i>IAI</i>	Model No: <i>112F</i>
Date: <i>3-17-05</i>	Serial No: <i>368</i>	Entered By: <i>ORS</i>
Total Time: <i>8733.0</i>	Total Landings: <i>6302</i>	Work Order No.
		Item No. <i>8</i>

Discrepancy: *Remove Loose Autopilot parts
+ Installed Repaired parts for Autopilot*

By DUNCAN

Corrective Action:	Date	Tech	Time
<i>Remove Loose parts + install</i>			
<i>Repaired parts comp. P/N 522-2901-014, S/N 329</i>			
<i>Autopilot panel P/N 622-0141-023, S/N 2759,</i>			
<i>Autopilot Amplifier P/N 672-3108-016, S/N 1950</i>			
<i>parts removed + installed by DUNCAN</i>			

Removed	Date	Reinstalled	Date	Function CK	Date	Leak CK	Date

Position	P/N OFF	S/N OFF	P/N ON	S/N ON

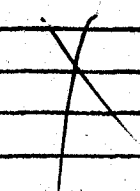
In accordance with 14 CFR § 43.9 (§ 43.11-Insp's) I certify that the work described, performed, and completed herein has been done satisfactorily using the aircraft's airframe, engine, or appliance manufacturer's (as applicable) recommended methods, and procedures contained within the manufacturer's current maintenance manual. The subsequent signature, with certificate number appropriate to the work performed with the date on which it was completed, constitutes a return to service only for the work performed and completed herein. For maintenance/inspections performed in accordance with 14 CFR § 135.411(a)(2), reference the current certificate holder's approved program and/or GMM, for the required return to service statement.

<i>[Signature]</i> Technician Signature	A&P <i>253660856</i> Certificate Number	<i>3-17-05</i> Date
<i>[Signature]</i> Inspector Signature	A&P <i>4599819160</i> Certificate Number	<i>3/17/05</i> Date

Maintenance Work Order

Registration: 8356	Manufacture: IA+	Model No: 112X
Date: 3-28-05	Serial No: 348	Entered By: DK
Total Time: 87427	Total Landings: 6307	Work Order No.
		Item No. 9

Discrepancy: De Fuel A/C for work



Corrective Action:	Date	Tech	Time
Depart Aircraft for weighing	3-28	CP	5:0
	3-28	SMG	5:0

Removed	Date	Reinstalled	Date	Function CK	Date	Leak CK	Date

Position	P/N OFF	S/N OFF	P/N ON	S/N ON

In accordance with 14 CFR § 43.9 (§ 43.11-Insps) I certify that the work described, performed, and completed herein has been done satisfactorily using the aircraft's airframe, engine, or appliance manufacturer's (as applicable) recommended methods, and procedures contained within the manufacturer's current maintenance manual. The subsequent signature, with certificate number appropriate to the work performed with the date on which it was completed, constitutes a return to service only for the work performed and completed herein. For maintenance/inspections performed in accordance with 14 CFR § 135.411(a)(2), reference the current certificate holders approved program and/or GMM, for the required return to service statement.

<u>Technician Signature</u> 	<u>Certificate Number</u> A&P 55570806	<u>Date</u> 3-28-05
<u>Inspector Signature</u> 	<u>Certificate Number</u> A&P 2T36687E	<u>Date</u> 3-29-05

1. Approving National Aviation Authority/Country: FAA/UNITED STATES	AUTHORIZED RELEASE CERTIFICATE FAA Form 8130-3, AIRWORTHINESS APPROVAL TAG	3. Form Tracking Number: NY8KD0001001
---	--	---

4. Organization Name and Address: Duncan Aviation/Lincoln Airport/Lincoln, NE 68524	5. Work Order/Contract/Invoice Number: NY8KD
---	--

6. Item:	7. Description:	8. Part Number:	9. Eligibility: *	10. Quantity:	11. Serial/Batch Number:	12. Status/Work:
001	AUTOPILOT COMPUTER	522-2901-016	N/A	001	329	INSPECTED

13. Remarks:

CUSTOMER: STARFLITE MANAGEMENT GROUP *

Discrepancy: Autopilot oscillates in roll.

Preliminary Findings: Bench checked unit and could not duplicate discrepancy. Found unit to be in serviceable condition.

Corrective Actions: Function tested unit per Collins APC-80() Autopilot Computer Instruction Book.

TECHNICIAN: ANDREW BERG

This document constitutes a signed copy of the work order.

14. Certifies the items identified above were manufactured in conformity to: <input type="checkbox"/> Approved design data and are in a condition for safe operation. <input type="checkbox"/> Non-approved design data specified in Block 13.	19. <input checked="" type="checkbox"/> 14 CFR 43.9 Return to Service <input type="checkbox"/> Other regulation specified in Block 13 Certifies that unless otherwise specified in Block 13, the work identified in Block 12 and described in Block 13 was accomplished in accordance with Title 14, Code of Federal Regulations, part 43 and in respect to that work, the items are approved for return to service.
--	---

15. Authorized Signature:	16. Approval/Authorization No.:	20. Authorized Signature: <i>Steve Krings</i> <small>Duncan QI 43</small>	21. Approval/Certificate No.: JGVR194F
17. Name (Typed or Printed):	18. Date (m/d/y):	22. Name (Typed or Printed): STEVE J. KRINGS	23. Date (m/d/y): 2/02/05

User/Installer Responsibilities

It is important to understand that the existence of this document alone does not automatically constitute authority to install the part/component/assembly.

When the user/installer performs work in accordance with the national regulations of an airworthiness authority different than the airworthiness authority of the country specified in Block 1, it is essential that the user/installer ensures that his/her airworthiness authority accepts parts/components/assemblies from the airworthiness authority of the country specified in Block 1.

Statements in blocks 14 and 19 do not constitute installation certification. In all cases, aircraft maintenance records must contain an installation certification issued in accordance with the national regulations by the user/installer before the aircraft may be flown.

1. Approving National Aviation Authority/Country: FAA/UNITED STATES	2. AUTHORIZED RELEASE CERTIFICATE FAA Form 8130-3, AIRWORTHINESS APPROVAL TAG	3. Form Tracking Number: NY8KB0001001
---	---	---

4. Organization Name and Address: Duncan Aviation/Lincoln Airport/Lincoln, NE 68524	5. Work Order/Contract/Invoice Number: NY8KB
---	--

6. Part:	7. Description:	8. Part Number:	9. Eligibility: *	10. Quantity:	11. Serial/Batch Number:	12. Status/Work:
001	AUTOPILOT PANEL	622-0141-023	N/A	001	2759	REPAIRED

13. Remarks:

CUSTOMER: STARFLITE MANAGEMENT GROUP

Discrepancy: Roll knob sticks.


Preliminary Findings: Bench checked unit and duplicated discrepancy. Found turn knob and pitch knob dirty. Also found faceplate cracked and needs to be refurbished.

Corrective Actions: Disassembled, cleaned, replaced spring in roll knob, installed SB 13 to replace pitch knob spring. inspected, and reassembled. Had faceplate refurbished. Function tested unit per Collins APP-80() Autopilot Panel Instruction Book.

TECHNICIAN: ANDREW BERG

This document constitutes a signed copy of the work order.

14. Certifies the items identified above were manufactured in conformity to: <input type="checkbox"/> Approved design data and are in a condition for safe operation. <input type="checkbox"/> Non-approved design data specified in Block 13.	19. <input checked="" type="checkbox"/> 14 CFR 43.9 Return to Service <input type="checkbox"/> Other regulation specified in Block 13 Certifies that unless otherwise specified in Block 13, the work identified in Block 12 and described in Block 13 was accomplished in accordance with Title 14, Code of Federal Regulations, part 43 and in respect to that work, the items are approved for return to service.
--	---

15. Authorized Signature:	16. Approval Authorization No.:	20. Authorized Signature: 	21. Approval/Certificate No.: JGVR194F
17. Name (Typed or Printed):	18. Date (m/d/y):	22. Name (Typed or Printed): AARON J. SPULAK	23. Date (m/d/y): 3/07/05

User/Installer Responsibilities

It is important to understand that the existence of this document alone does not automatically constitute authority to install the part/component/assembly.

the user/installer performs work in accordance with the national regulations of an airworthiness authority different than the airworthiness authority of the country specified in Block 1, it is essential that the user/installer ensures that his/her airworthiness authority accepts parts/components/assemblies from the airworthiness authority of the country specified in Block 1.

Statements in blocks 14 and 19 do not constitute installation certification. In all cases, aircraft maintenance records must contain an installation certification issued in accordance with the national regulations by the user/installer before the aircraft may be flown.

1. Approving National Aviation Authority/Country: FAA/UNITED STATES	2. AUTHORIZED RELEASE CERTIFICATE FAA Form 8130-3, AIRWORTHINESS APPROVAL TAG	3. Form Tracking Number: NY8KC0001001
---	---	---

4. Organization Name and Address: Duncan Aviation/Lincoln Airport/Lincoln, NE 68524	5. Work Order/Contract/Invoice Number: NY8KC
---	--

6. Item:	7. Description:	8. Part Number:	9. Eligibility: *	10. Quantity:	11. Serial/Batch Number:	12. Status/Work:
001	AUTOPILOT AMPLIFIER	622-3108-016	N/A	001	1950	REPAIRED

13. Remarks:

CUSTOMER: STARFLITE MANAGEMENT GROUP *

Discrepancy: Autopilot oscillates in roll.

Preliminary Findings: Bench checked unit and found roll rate cutout circuit defective.

Corrective Actions: Troubleshoot unit and replaced defective components in roll rate circuit. Function tested unit per Collins APA-80() Autopilot Amplifier Repair Manual.

TECHNICIAN: ANDREW BERG

This document constitutes a signed copy of the work order.

14. Certifies the items identified above were manufactured in conformity to: <input type="checkbox"/> Approved design data and are in a condition for safe operation. <input type="checkbox"/> Non-approved design data specified in Block 13.	19. <input checked="" type="checkbox"/> 14 CFR 43.9 Return to Service <input type="checkbox"/> Other regulation specified in Block 13 Certifies that unless otherwise specified in Block 13, the work identified in Block 12 and described in Block 13 was accomplished in accordance with Title 14, Code of Federal Regulations, part 43 and in respect to that work, the items are approved for return to service.
--	---

15. Authorized Signature:	16. Approval/Authorization No.:	20. Authorized Signature: <i>Steve Krings</i> <small>Duncan Q1-43</small>	21. Approval/Certificate No.: JGVR194F
17. Name (Typed or Printed):	18. Date (m/d/y):	22. Name (Typed or Printed): STEVE J. KRINGS	23. Date (m/d/y): 2/02/05

User/Installer Responsibilities

It is important to understand that the existence of this document alone does not automatically constitute authority to install the part/component/assembly. When the user/installer performs work in accordance with the national regulations of an airworthiness authority different than the airworthiness authority of the country specified in Block 1, it is essential that the user/installer ensures that his/her airworthiness authority accepts parts/components/assemblies from the airworthiness authority of the country specified in Block 1.

Statements in blocks 14 and 19 do not constitute installation certification. In all cases, aircraft maintenance records must contain an installation certification issued in accordance with the national regulations by the user/installer before the aircraft may be flown.

STARFLITE AVIATION

DAILY AIRCRAFT & ENGINE LOG

LOG # 2272

AIRCRAFT NO. N835G

CREW: MK / KA

DATE 3-7-05

A & E TIME	ENGINE 1 TIME	ENGINE 2 TIME	ENGINE 3 TIME	ENGINE 4 TIME	APU TIME	AIRFRAME TOTAL	LANDINGS
FORWARD	8325.0	6718.7	8622.7			8730.7	6299
THIS LOG	2.3		2.3			2.3	3
TOTAL	8327.3		8625.0			8733.0	6302

ENGINE/APU CYCLES	ENGINE 1 CYCLES	ENGINE 2 CYCLES	ENGINE 3 CYCLES	ENGINE 4 CYCLES	APU CYCLES	VOR CHECK STATION/FREQ	LANDINGS
FORWARD	5927	5440	6156			1	
THIS LOG	3		3			NAV 1	NEXT VOR CHECK
TOTAL	5930		6159			NAV 2	3-11-05

DATE	FROM	TO	HOBBS OUT	HOBBS IN	A & E	FAA	DAY	NIGHT	INST	APPR	PILOT FLYING	LOG BY	FAR	NUMBER OF PAX	FUEL ADDED
3/7	HOU	SHV			.6	.8	.8		.4	ILS	MK	MK	135 91	5	777
3/7	SHV	FTW			.7	.9	.9				KA	MK	135 91	5	0
	FTW	HOU			1.0	1.2	1.2		.6	ILS	MK	KA	135 91	4	150
													135 91		
													135 91		
													135 91		
													135 91		
													135 91		
					2.3	2.9	2.9		1.0						

LAST MAINTENANCE PERFORMED

AIRWORTHINESS INSPECTIONS

TYPE OF INSPECTION	NEXT INSPECTION
HOURLY	
CALENDAR	
LANDINGS	
FAR 91.411	
FAR 91.413	
FAR 135.185	

WITH RESPECT TO THE WORK PERFORMED ABOVE, THIS AIRCRAFT IS APPROVED FOR RETURN TO SERVICE.

SIGNATURE: _____ A & P # _____

THIS TRIP CONDUCTED FOR: Rogers

THIS AIRCRAFT HAS BEEN INSPECTED IN ACCORDANCE WITH AN FAA APPROVED AFM PREFLIGHT CHECK.

SIGNATURE: [Signature] CERT. # 398302138

NOTES AND REMARKS:
* Rent on Rental Engine.
Instal Orig. temp. 9 in P7748K on
2 position.

FUEL PURCHASE LOG

GALLONS	LOC	\$	CC TYPE
777	STARFLITE	\$	
150	FTW	\$	Amex
	LOC	\$	CC TYPE
	LOC	\$	CC TYPE
	LOC	\$	CC TYPE
	LOC	\$	CC TYPE
	LOC	\$	CC TYPE

(2)

Maintenance Work Order

Registration: 835G		Manufacture: IAI		Model No: 1124			
Date: 1-27-05		Serial No: 368		Entered By: DMS			
Total Time: 8721.6	Total Landings: 0291	Work Order No. 02-05		Item No. 1			
Discrepancy: C/F From 01-05-9 clw SL-2492 Hyd. Hose Insp. Due? 8749.7							
Corrective Action: insp. hyd. sys. flexible hose NO DEFECTS NOTED					Tech Time 87 4.0		
Removed	Date	Reinstalled	Date	Function CK	Date	Leak CK	Date
Position	P/N OFF	S/N OFF	P/N ON	S/N ON			
<p>In accordance with 14 CFR § 43.9 (§ 43.11-Insp's) I certify that the work described, performed, and completed herein has been done satisfactorily using the aircraft's airframe, engine, or appliance manufacturer's (as applicable) recommended methods, and procedures contained within the manufacturer's current maintenance manual. The subsequent signature, with certificate number appropriate to the work performed with the date on which it was completed, constitutes a return to service only for the work performed and completed herein. For maintenance/inspections performed in accordance with 14 CFR § 135.411(a)(2), reference the current certificate holders approved program and/or GMM, for the required return to service statement.</p>							
Technician Signature		Certificate Number		Date			
<i>[Signature]</i>		A&P 288256		2-16-05			
Inspector Signature		Certificate Number		Date			
<i>[Signature]</i>		A&P 253660856		2-16-05			

Maintenance Work Order

Registration: 835G		Manufacture: IAI		Model No: 1124																	
Date: 1-27-05		Serial No: 368		Entered By: DRS																	
Total Time: 8721.6	Total Landings: 10291	Work Order No. 02-05		Item No. 3																	
Discrepancy: C/W from Jan-05 # 21																					
Cabin Light Bulb clips Broken on several Bulbs																					
Corrective Action: Replaced lamp holders 8 per P/N AL-5120B				Tech	Time																
				87	1W																
<table border="1"> <thead> <tr> <th>Removed</th> <th>Date</th> <th>Reinstalled</th> <th>Date</th> <th>Function CK</th> <th>Date</th> <th>Leak CK</th> <th>Date</th> </tr> </thead> <tbody> <tr> <td> </td> <td> </td> <td> </td> <td> </td> <td> </td> <td> </td> <td> </td> <td> </td> </tr> </tbody> </table>						Removed	Date	Reinstalled	Date	Function CK	Date	Leak CK	Date								
Removed	Date	Reinstalled	Date	Function CK	Date	Leak CK	Date														
Position		P/N OFF		S/N OFF		P/N ON		S/N ON													
<p>In accordance with 14 CFR § 43.9 (§ 43.11-Insp's) I certify that the work described, performed, and completed herein has been done satisfactorily using the aircraft's airframe, engine, or appliance manufacturer's (as applicable) recommended methods, and procedures contained within the manufacturer's current maintenance manual. The subsequent signature, with certificate number appropriate to the work performed with the date on which it was completed, constitutes a return to service only for the work performed and completed herein. For maintenance/inspections performed in accordance with 14 CFR § 135.411(a)(2), reference the current certificate holders approved program and/or GMM, for the required return to service statement.</p>																					
Technician Signature			Certificate Number			Date															
<i>[Signature]</i>			A&P 2688256			2-17-05															
Inspector Signature			Certificate Number			Date															
			A&P																		

Maintenance Work Order

Registration: N8356		Manufacture: TAA		Model No: 1124			
Date: 1-27-05		Serial No: 348		Entered By: DRS			
Total Time: 8721.6	Total Landings: 6291	Work Order No. 02.05	Item No. 4				
Discrepancy: Need two wiper blades. Inserts on Odor.							
Corrective Action: installed 2 new wiper blades P/N 2315M-24-8							
				Tech	Time		
				SD	2.0		
Removed	Date	Reinstalled	Date	Function CK	Date	Leak CK	Date
Position	P/N OFF	S/N OFF	P/N ON	S/N ON			
<p>In accordance with 14 CFR § 43.9 (§ 43.11-Insp's) I certify that the work described, performed, and completed herein has been done satisfactorily using the aircraft's airframe, engine, or appliance manufacturer's (as applicable) recommended methods, and procedures contained within the manufacturer's current maintenance manual. The subsequent signature, with certificate number appropriate to the work performed with the date on which it was completed, constitutes a return to service only for the work performed and completed herein. For maintenance/inspections performed in accordance with 14 CFR § 135.411(a)(2), reference the current certificate holders approved program and/or GMM, for the required return to service statement.</p>							
Technician Signature		Certificate Number		Date			
<i>Don [Signature]</i>		A&P 2668256		2-17-05			
Inspector Signature		Certificate Number		Date			
		A&P					

Maintenance Work Order

Registration: <i>N8356</i>		Manufacture: <i>IAI</i>		Model No: <i>112F</i>			
Date: <i>1-27-05</i>		Serial No: <i>348</i>		Entered By: <i>DPS</i>			
Total Time: <i>8721.6</i>	Total Landings: <i>4291</i>	Work Order No. <i>02-05</i>		Item No. <i>5</i>			
Discrepancy: <i>4H Logo Light Inop.</i>							
Corrective Action: <i>replaced bulb P/N DA-27 Ops check good</i>				Tech <i>DJ</i>	Time <i>.3</i>		
Removed	Date	Reinstalled	Date	Function CK	Date	Leak CK	Date
Position	P/N OFF	S/N OFF	P/N ON	S/N ON			
<p>In accordance with 14 CFR § 43.9 (§ 43.11-Insp's) I certify that the work described, performed, and completed herein has been done satisfactorily using the aircraft's airframe, engine, or appliance manufacturer's (as applicable) recommended methods, and procedures contained within the manufacturer's current maintenance manual. The subsequent signature, with certificate number appropriate to the work performed with the date on which it was completed, constitutes a return to service only for the work performed and completed herein. For maintenance/inspections performed in accordance with 14 CFR § 135.411(a)(2), reference the current certificate holders approved program and/or GMM, for the required return to service statement.</p>							
Technician Signature <i>Sean Lynch</i>		Certificate Number <i>A&P 2668256</i>		Date <i>2-15-05</i>			
Inspector Signature		Certificate Number <i>A&P</i>		Date			

Maintenance Work Order

Registration: 835G		Manufacture: IAI		Model No: 1124					
Date: 1-27-05		Serial No: 308		Entered By: DAS					
Total Time:		Total Landings:		Work Order No.	Item No.				
				02-05	4				
Discrepancy: R. f: p tank tail cone static strip corroded.									
C/F to March DAS									
Corrective Action:					Tech	Time			
					87	.5			
Removed	Date	Reinstalled	Date	Function CK	Date	Leak CK	Date		
Position		P/N OFF		S/N OFF		P/N ON		S/N ON	
<p>In accordance with 14 CFR § 43.9 (§ 43.11-Insp's) I certify that the work described, performed, and completed herein has been done satisfactorily using the aircraft's airframe, engine, or appliance manufacturer's (as applicable) recommended methods, and procedures contained within the manufacturer's current maintenance manual. The subsequent signature, with certificate number appropriate to the work performed with the date on which it was completed, constitutes a return to service only for the work performed and completed herein. For maintenance/inspections performed in accordance with 14 CFR § 135.411(a)(2), reference the current certificate holders approved program and/or GMM, for the required return to service statement.</p>									
<u>Technician Signature</u>				<u>Certificate Number</u>			<u>Date</u>		
				A&P					
<u>Inspector Signature</u>				<u>Certificate Number</u>			<u>Date</u>		
				A&P					

Maintenance Work Order

Registration: 8356		Manufacture: IAT		Model No: 1124			
Date: 1-27-05		Serial No: 364		Entered By: DMS			
Total Time: 8721.6	Total Landings: 6291	Work Order No. 02-05		Item No. 7			
Discrepancy: CK + RE-FILL OXYGEN SYSTEM							
Corrective Action: REFILLED OXYGEN SYSTEM TO 1250 PSI				Tech Time MIG 0.5			
Removed	Date	Reinstalled	Date	Function CK	Date	Leak CK	Date
Position	P/N OFF	S/N OFF	P/N ON	S/N ON			
<p>In accordance with 14 CFR § 43.9 (§ 43.11-Insp's) I certify that the work described, performed, and completed herein has been done satisfactorily using the aircrafts airframe, engine, or appliance manufacture's (as applicable) recommended methods, and procedures contained within the manufacture's current maintenance manual. The subsequent signature, with certificate number appropriate to the work performed with the date on which it was completed, constitutes a return to service only for the work performed and completed herein. For maintenance/inspections performed in accordance with 14 CFR § 135.411(a)(2), reference the current certificate holders approved program and/or GMM, for the required return to service statement.</p>							
Technician Signature		Certificate Number		Date			
		A&P 253660850 by		2-27-05			
Inspector Signature		Certificate Number		Date			
		A&P					

Maintenance Work Order

Registration: <i>N365G</i>		Manufacture: <i>LAI</i>		Model No: <i>1124</i>																	
Date: <i>2-16-05</i>		Serial No: <i>348</i>		Entered By: <i>DM</i>																	
Total Time: <i>8726.6</i>	Total Landings: <i>6291</i>	Work Order No. <i>02-05</i>	Item No. <i>8</i>																		
Discrepancy: <i>CIW A.D 2004-13-20 GARMIN GPS</i>																					
<i>GMO</i>																					
Corrective Action: <i>A.D. 2004-13-20 in NA this acft. not equiped with listed units</i>					Tech	Time															
					<i>22</i>	<i>.5</i>															
					<i>01</i>	<i>.5</i>															
<table border="1"> <thead> <tr> <th>Removed</th> <th>Date</th> <th>Reinstalled</th> <th>Date</th> <th>Function CK</th> <th>Date</th> <th>Leak CK</th> <th>Date</th> </tr> </thead> <tbody> <tr> <td> </td> <td> </td> <td> </td> <td> </td> <td> </td> <td> </td> <td> </td> <td> </td> </tr> </tbody> </table>						Removed	Date	Reinstalled	Date	Function CK	Date	Leak CK	Date								
Removed	Date	Reinstalled	Date	Function CK	Date	Leak CK	Date														
Position		P/N OFF	S/N OFF	P/N ON	S/N ON																

In accordance with 14 CFR § 43.9 (§ 43.11-Insp's) I certify that the work described, performed, and completed herein has been done satisfactorily using the aircrafts airframe, engine, or appliance manufacture's (as applicable) recommended methods, and procedures contained within the manufacture's current maintenance manual. The subsequent signature, with certificate number appropriate to the work performed with the date on which it was completed, constitutes a return to service only for the work performed and completed herein. For maintenance/inspections performed in accordance with 14 CFR § 135.411(a)(2), reference the current certificate holders approved program and/or GMM, for the required return to service statement.

Technician Signature <i>Sean Lynch</i>	Certificate Number A&P <i>2668256</i>	Date <i>2-16-05</i>
Inspector Signature <i>David H. Lent</i>	Certificate Number A&P <i>459981960</i>	Date <i>2/16/05</i>

Maintenance Work Order

Registration: <i>N3656</i>	Manufacture: <i>EAT</i>	Model No: <i>112F</i>
Date: <i>2-16-05</i>	Serial No: <i>368</i>	Entered By: <i>05</i>
Total Time: <i>8721.6</i>	Total Landings: <i>1291</i>	Work Order No. <i>02-05</i>
		Item No. <i>9</i>

Discrepancy: *Inspect under water locator beacon battery*

DUKamp - 2 yr.

Corrective Action: <i>c/w under water locator beacon battery insp.</i>	Tech	Time
<i>NO DEFECTS NOTED</i>	<i>BJ</i>	<i>1.0</i>
<i>Exp 11/08</i>	<i>DM</i>	<i>1.5</i>

Removed	Date	Reinstalled	Date	Function CK	Date	Leak CK	Date

Position	P/N OFF	S/N OFF	P/N ON	S/N ON

In accordance with 14 CFR § 43.9 (§ 43.11-Insp's) I certify that the work described, performed, and completed herein has been done satisfactorily using the aircraft's airframe, engine, or appliance manufacturer's (as applicable) recommended methods, and procedures contained within the manufacturer's current maintenance manual. The subsequent signature, with certificate number appropriate to the work performed with the date on which it was completed, constitutes a return to service only for the work performed and completed herein. For maintenance/inspections performed in accordance with 14 CFR § 135.411(a)(2), reference the current certificate holders approved program and/or GMM, for the required return to service statement.

Technician Signature <i>Sean Lynch</i>	Certificate Number <i>A&P 2669256</i>	Date <i>2-16-05</i>
Inspector Signature <i>Donald H. Lertz</i>	Certificate Number <i>A&P 459981960</i>	Date <i>2/16/05</i>

Maintenance Work Order

Registration: N3656	Manufacture: IAI	Model No: 1124
Date: 2-16-05	Serial No: 368	Entered By: DAS
Total Time: 8721.6	Total Landings: 6291	Work Order No. 02-05
		Item No. 10

Discrepancy: c/w A.D. 2003-26-14. Halon Fire bottles

12 mo.

Corrective Action: c/w AD 2003-26-14 - Removal Fire bottles & installed 2 new fire bottles & mt. brackets	Tech	Time
	AS	1.5
	DA	.5

Removed	Date	Reinstalled	Date	Function CK	Date	Leak CK	Date

Position	P/N OFF	S/N OFF	P/N ON	S/N ON
cabin	898052	V-329659	A352	V-527017
cockpit	898052	V-329516	A352	V-130195

In accordance with 14 CFR § 43.9 (§ 43.11-Insp's) I certify that the work described, performed, and completed herein has been done satisfactorily using the aircraft's airframe, engine, or appliance manufacturer's (as applicable) recommended methods, and procedures contained within the manufacturer's current maintenance manual. The subsequent signature, with certificate number appropriate to the work performed with the date on which it was completed, constitutes a return to service only for the work performed and completed herein. For maintenance/inspections performed in accordance with 14 CFR § 135.411(a)(2), reference the current certificate holders approved program and/or GMM, for the required return to service statement.

Technician Signature <i>Sean Lynch</i>	Certificate Number A&P 2888256	Date 2-16-05
Inspector Signature <i>Daniel H. Lentz</i>	Certificate Number A&P 455981960	Date 2/16/05

Maintenance Work Order

Registration: <i>N3656</i>		Manufacture: <i>TAE</i>		Model No: <i>112F</i>	
Date: <i>2-16-05</i>		Serial No: <i>348</i>		Entered By: <i>ONS</i>	
Total Time: <i>8721.6</i>	Total Landings: <i>6291</i>	Work Order No. <i>0205</i>	Item No. <i>11</i>		
Discrepancy: <i>c/w VISUAL Fwd + aft portable FIRE</i> <i>30 lbs</i>					
Corrective Action: <i>c/w Fwd & aft. Fire bottle insp NO DEFECTS NOTED</i>					
					Tech Time <i>0.5</i>
Removed: Date Reinstalled Date Function CK Date Leak CK Date					
Position P/N OFF S/N OFF P/N ON S/N ON					
In accordance with 14 CFR § 43.9 (§ 43.11-Insp's) I certify that the work described, performed, and completed herein has been done satisfactorily using the aircraft's airframe, engine, or appliance manufacturer's (as applicable) recommended methods, and procedures contained within the manufacturer's current maintenance manual. The subsequent signature, with certificate number appropriate to the work performed with the date on which it was completed, constitutes a return to service only for the work performed and completed herein. For maintenance/inspections performed in accordance with 14 CFR § 135.411(a)(2), reference the current certificate holders approved program and/or GMM, for the required return to service statement.					
Technician Signature <i>Sean Ford</i>		Certificate Number A&P <i>2868258</i>		Date <i>2-16-05</i>	
Inspector Signature <i>Daniel H. Bentley</i>		Certificate Number A&P <i>45994960</i>		Date <i>2/16/05</i>	

Maintenance Work Order

Registration: 8356	Manufacture: IAI	Model No: 1124					
Date: 2-16-05	Serial No: 368	Entered By: JS					
Total Time: 8721.6	Total Landings: 6291	Work Order No. 205					
		Item No. 12					
Discrepancy: LH logo light has broken put wire on rear bulb							
Corrective Action: removed lt. & repaired broken wire. Resealed light assy							
	Tech	Time					
	JS	2.0					
	Om	.5					
Removed	Date	Reinstalled	Date	Function CK	Date	Leak CK	Date
Position	P/N OFF	S/N OFF	P/N ON	S/N ON			
In accordance with 14 CFR § 43.9 (§ 43.11-Insp's) I certify that the work described, performed, and completed herein has been done satisfactorily using the aircraft's airframe, engine, or appliance manufacturer's (as applicable) recommended methods, and procedures contained within the manufacturer's current maintenance manual. The subsequent signature, with certificate number appropriate to the work performed with the date on which it was completed, constitutes a return to service only for the work performed and completed herein. For maintenance/inspections performed in accordance with 14 CFR § 135.411(a)(2), reference the current certificate holders approved program and/or GMM, for the required return to service statement.							
Technician Signature	Certificate Number	Date					
<i>Sean Ford</i>	A&P 2688256	2-16-05					
Inspector Signature	Certificate Number	Date					
	A&P						

Maintenance Work Order

Registration: <i>N9356</i>	Manufacture: <i>FAI</i>	Model No: <i>1124 A</i>
Date: <i>02-17-2005</i>	Serial No: <i>348</i>	Entered By: <i>LPD</i>
Total Time: <i>8721.6</i>	Total Landings: <i>6291</i>	Work Order No. <i>02-05</i>
		Item No. <i>13</i>

Discrepancy: *OXYGEN LOW*

Corrective Action: *SERVICED OXYGEN*

Tech Time
LPD 0.5

Removed	Date	Reinstalled	Date	Function CK	Date	Leak CK	Date


Position	P/N OFF	S/N OFF	P/N ON	S/N ON

In accordance with 14 CFR § 43.9 (§ 43.11-Insp's) I certify that the work described, performed, and completed herein has been done satisfactorily using the aircraft's airframe, engine, or appliance manufacturer's (as applicable) recommended methods, and procedures contained within the manufacturer's current maintenance manual. The subsequent signature, with certificate number appropriate to the work performed with the date on which it was completed, constitutes a return to service only for the work performed and completed herein. For maintenance/inspections performed in accordance with 14 CFR § 135.411(a)(2), reference the current certificate holders approved program and/or GMM, for the required return to service statement.

Technician Signature <i>Samy P. Danar</i>	Certificate Number <i>A&P 2758002</i>	Date <i>02-17-2005</i>
Inspector Signature <i>David H. Lentz</i>	Certificate Number <i>A&P 459981960</i>	Date <i>2/17/05</i>

Maintenance Work Order

Registration: <u>N8356</u>		Manufacture: <u>FAI</u>		Model No: <u>1124A</u>			
Date: <u>02-17-2005</u>		Serial No: <u>368</u>		Entered By: <u>LPD</u>			
Total Time: <u>8721.6</u>	Total Landings: <u>6291</u>	Work Order No. <u>0205</u>	Item No. <u>14</u>				
Discrepancy: <u>PILOT REQUEST TIRE PRESSURE BE INCREASED TO 160 ON LEFT AND RIGHT MAINS</u>							
Corrective Action: <u>SERVICED LEFT AND RIGHT MAIN TIRES TO 160 PSI.</u>					Tech Time <u>LPB05</u>		
Removed	Date	Reinstalled	Date	Function CK	Date	Leak CK	Date
Position	P/N OFF	S/N OFF	P/N ON	S/N ON			
<p>In accordance with 14 CFR § 43.9 (§ 43.11-Insp's) I certify that the work described, performed, and completed herein has been done satisfactorily using the aircraft's airframe, engine, or appliance manufacturer's (as applicable) recommended methods, and procedures contained within the manufacturer's current maintenance manual. The subsequent signature, with certificate number appropriate to the work performed with the date on which it was completed, constitutes a return to service only for the work performed and completed herein. For maintenance/inspections performed in accordance with 14 CFR § 135.411(a)(2), reference the current certificate holders approved program and/or GMM, for the required return to service statement.</p>							
Technician Signature <u>Sunny P. Barrett</u>		Certificate Number A&P <u>2718002</u>		Date <u>02-17-2005</u>			
Inspector Signature <u>Daniel W. Kent</u>		Certificate Number A&P <u>459981960</u>		Date <u>2/17/05</u>			



SERVICE LETTER

SERVICE LETTER NO. WW-2492

DECEMBER 31, 1982

EFFECTIVITY: 1124/1124A WESTWINDS

SUBJECT: HYDRAULIC HOSE INSPECTION

COMPLIANCE: AT EACH SCHEDULED INSPECTION

APPROVAL: IAI ENGINEERING

REASON: TO REMIND MAINTENANCE PERSONNEL OF THE LEAK INSPECTION REQUIREMENTS FOR ALL HYDRAULIC SYSTEM HOSES AND TO PAY SPECIAL ATTENTION TO THOSE THAT CONTAIN A RUBBER LINER MATERIAL (COLOR CODED BY A GREEN EXTERNAL APPEARANCE).

INSTRUCTIONS:

A routine inspection should be performed of all hydraulic system flexible hoses for leakage or deterioration in accordance with the requirements of Chapter 5 or the 50 Hour Phase Inspection Program. The materials used in teflon lined hoses are more resistant to wear and deterioration than the rubber lined hoses. Either type hose may be used for replacement of defective hoses, however, the teflon lined hoses should provide extended service life.

SUPPLY DATA:

Replacement hoses may be obtained from Atlantic Aviation Supply Co. or their dealers. See 1124/1124A Illustrated Parts Catalog for hose part numbers and quantities.

WEIGHT AND BALANCE: N.A.

AIRCRAFT RECORDS:

No recurrent entry in the airplane logs will be required, however it may be desirable to record lines which have been changed to teflon lined material.



1. Approving National Aviation Authority/Country: FAA/United States	2. AUTHORIZED RELEASED CERTIFICATE FAA Form 8130-3, AIRWORTHINESS APPROVAL TAG	3. Form Tracking Number: 611023 Page 1 of 1
---	---	--

4. Organization Name and Address: Rosemount Aerospace, Inc. 14300 Judicial Road Burnsville, MN 55306-4898	FAA-PMA and FAA-TSO approval holder	5. Work Order/Contract/ Invoice Number: 497569
--	--	---

6. Item	7. Description	8. Part Number	9. Eligibility*	10. Quantity	11. Serial/Batch Number	12. Status/Work
1	BLADE REFILL	2315M-24-8	IAI 1123 IAI 1124 IAI 1125 WESTWIND ASTRA IAI ASTRA SPX	22	NA	New

13. Remarks:
 AIRWORTHINESS APPROVAL-PARTS. THIS FORM IS NOT AN EXPORT APPROVAL.. See the Pack Slip No. as indicated in block 3 for PMA or TSO authorizations.

Limited life parts must be accompanied by maintenance history including total time/total cycles/time since new.

14. Certifies the items identified above were manufactured in conformity to: <input checked="" type="checkbox"/> Approved design data and are in a condition for safe operation <input type="checkbox"/> Nonapproved design data specified in Block 13	19. <input type="checkbox"/> 14 CFR 43.9 Return to Service <input type="checkbox"/> Other regulation specified in Block 13 <small>Certifies that unless specified in block 13, the work identified in Block 12 and described in Block 13 was accomplished in accordance with Title 14, Code of Federal Regulations, part 43 and in respect to that work, the items are approved for return to service.</small>		
15. Authorized Signature 	16. Approval/Authorization No.: DMIR-501780-CE	20. Authorized Signature: 	21. Approval/Certificate No.:
17. Name (Typed or Printed): Jack A. Benson	18. Date (m/d/y): 12/27/04	22. Name (Typed or Printed):	23. Date (m/d/y):

User/Installer Responsibilities

It is important to understand that the existence of this Document alone does not automatically constitute authority to install the part/component/assembly.

Where the user/installer works in accordance with the national regulations of an Airworthiness Authority different than the Airworthiness Authority of the country specified in block 1 it is essential that the user/installer ensures that his/her Airworthiness Authority accepts parts/components/assemblies from the Airworthiness Authority of the country specified in block 1.

Statements in 14 and 15 do not constitute installation certification. In all cases the aircraft maintenance records must contain an installation certification issued in accordance with the national regulations by the user/installer before the aircraft may be flown.

Shoreline dba Safetech
Houston Branch - FAA WV1R599K
8305 Monroe Road
Houston, TX 77061
713-947-1115 713-947-0593 (fax)

Work Order No: MH11227

Date Rec'd: 01/26/2005 Date Shipped: / / Date Req'd: 02/04/2005

Customer: STARFLITE MANAGEMENT GROUP Cust # 895
Account Code: CREDIT CARD Customer P.O. # 608MD

Instructions: HYDRO MFR: AMEREX
Part Description: HAND HELD EXTINGUISHER Qty: 1 MFR.#: A352
Serial No: V-130195 Additional Serial No:

Teardown Finding: LOW WEIGHT & LOW PRESSURE, HYDROTEST DUE, MISSING TAMPER SEAL.

Corrective Action: CLEANED AND INSPECTED, HYDROTESTED IAW 49 CFR 180.205, OVERHAULED, FILLED, LEAK CHECKED, WEIGHT CHECKED (5 LBS. 0 OZ.), INSTALLED TAMPER SEAL, PER MFR MANUAL#05604, PER NFPA PAMPHLET'S # 10 & 408, PER ADVISORY CIRCULAR AC 20-42C.

Part Number	Description	Qty Order	Qty Issue	Price	Amount
INSPECTION	CLEAN & INSPECT	1	1		
HYDRO-1211	HYDROTEST 1211 FIREX	1	1		
MFLAGBL	BLUE TAMPER SEAL--PLASTIC	1	1		
5241A	NECK SEAL-AMEREX (344,352,354,355,358)	1	1		
6092A	VALVE STEM - AMEREX(344,352,354,355,358)	1	1		
1211	HALON 1211 (CBRCIF2) - LBS.	2.5	2.5		
LABOR-1211	LABOR FOR 1211 HANDHELD FIRE EXTINGUISHERS	1	1		
UN1044	FIRE EXTINGUISHERS / 2.2 / UN1044 / NONFLAMMABLE GAS	1	1		



Date Completed: 01/31/2005 Tech: DM / AD Inspector: ERIC KARSTEN



Safetech

8305 MONROE
HOUSTON, TEXAS 77061
713-947-1115
FAX 713-947-0593

**CERTIFICATE OF CONFORMANCE
FOR
HANDHELD FIRE EXTINGUISHER**

FAA REPAIR STATION # WV1R599K

02/03/05
STARFLIGHT
HOUSTON, TX

Purchase order : 608MD
Our sales order number : MH11227

It is hereby certified that the article/articles listed below in the quantities as called on the above purchase order number are in conformance with the requirements and specifications of the purchase order and any other requirements as documented on this certification.

Other: CFR 49
NFPA 10
NFPA 408
Advisory Circular - AC 20-42C
MFR MANUAL # 05604

Unit has been inspected and / or overhauled IAW the manufacture's manual and the NFPA maintenance requirements.

Last hydrotest: 1/05
Next hydrotest: 1/17
Cylinder mfd: 1/92
Cylinder exp: N/A
6 YR MAINT DUE: 1/11

Quantity : 1

Part Number: A352

Serial Number: V-130195


Quality Assurance Manager
ERIC KARSTEN

Shoreline dba Safetech
Houston Branch - FAA WV1R599K
8305 Monroe Road
Houston, TX 77061
713-947-1115 713-947-0593 (fax)

Fwd

Work Order No: MH11226

Date Rec'd: 01/26/2005 Date Shipped: / / Date Req'd: 02/04/2005

Customer: STARFLITE MANAGEMENT GROUP

Cust # 895

Account Code: CREDIT CARD

Customer P.O. # 608MD

Instructions: HYDRO

MFR: AMEREX

Part Description: HAND HELD EXTINGUISHER

Qty: 1

MFR.#: A352

Serial No: V-527017

Additional Serial No:

Teardown Finding: HYDROTEST DUE, LOW PRESSURE.

Corrective Action: CLEANED AND INSPECTED, HYDROTESTED IAW 49 CFR 180.205, OVERHAULED, FILLED, LEAK CHECKED, WEIGHT CHECKED (5 LBS. 0 OZ.), INSTALED TAMPER SEAL, PER MFR MANUAL 05604, PER NFPA PAMPHLETS # 10 & 408, PER ADVISORY CIRCULAR AC 20-42C.

Part Number	Description	Qty Order	Qty Issue	Price	Amount
INSPECTION	CLEAN & INSPECT	1	1		
HYDRO-1211	HYDROTEST 1211 FIREX	1	1		
MFLAGBL	BLUE TAMPER SEAL--PLASTIC	1	1		
5241A	NECK SEAL-AMEREX (344,352,354,355,358)	1	1		
6092A	VALVE STEM - AMEREX(344,352,354,355,358)	1	1		
1211	HALON 1211 (CBRCIF2) - LBS.	2.5	2.5		
LABOR-1211	LABOR FOR 1211 HANDHELD FIRE EXTINGUISHERS	1	1		
UN1044	FIRE EXTINGUISHERS / 2.2 / UN1044 / NONFLAMMABLE GAS	1	1		

L Completed: 01/31/2005

Tech: DM / AD

Inspector: ERIC KARSTEN 



Safetech

8305 MONROE
HOUSTON, TEXAS 77061
713-947-1115
FAX 713-947-0593

**CERTIFICATE OF CONFORMANCE
FOR
HANDHELD FIRE EXTINGUISHER**

FAA REPAIR STATION # WV1R599K

01/31/05
STARFLIGHT
HOUSTON, TX

Purchase order : 608MD
Our sales order number : MH11226

It is hereby certified that the article/articles listed below in the quantities as called on the above purchase order number are in conformance with the requirements and specifications of the purchase order and any other requirements as documented on this certification.

Other: CFR 49
NFPA 10
NFPA 408
Advisory Circular - AC 20-42C
MFR MANUAL # 05604

Unit has been inspected and / or overhauled IAW the manufacture's manual and the NFPA maintenance requirements.

Last hydrotest: 1/05
Next hydrotest: 1/17
Cylinder mfd: 1/96
Cylinder exp: N/A
6 YR MAINT DUE: 1/11

Quantity : 1

Part Number: A352

Serial Number: V-527017


Quality Assurance Manager
ERIC KARSTEN



Airworthiness Directive

✓ Federal Register Information

✓ Header Information

DEPARTMENT OF TRANSPORTATION

Federal Aviation Administration

14 CFR Part 39

[Docket No. 2003-CE-19-AD; Amendment 39-13413; AD **2003-26-14**]

RIN 2120-AA64

Airworthiness Directives; Kidde Aerospace Part Number (P/N) 898052 Hand-Held Halon Fire Extinguishers
PDF Copy (If Available):



14.pdf

✓ Preamble Information

AGENCY: Federal Aviation Administration (FAA), DOT.

ACTION: Final rule.

SUMMARY: The FAA adopts a new airworthiness directive (AD) for certain Kidde Aerospace P/N 898052 hand-held halon fire extinguishers that are utilized on aircraft. This AD requires you to remove the affected fire extinguishers from service and would prevent you from using them in the future. This AD is the result of information that shows that the discharge time of the affected fire extinguishers exceeds the maximum allowable discharge time. The problem is due to incomplete crimping of the siphon tube. We are issuing this AD to remove from service fire extinguishers that had this incomplete crimping of the siphon tube. If not removed from service, these fire extinguishers could function at diminished levels and compromise the level of safety in an emergency situation.

DATES: This AD becomes effective on February 20, 2004.

The Director of the Federal Register approved the incorporation by reference of certain publications listed in the regulation as of February 20, 2004.

ADDRESSES: You may get the service information identified in this AD from Kidde Aerospace, Kidde Technologies,

Inc., 4200 Airport Drive, NW., Wilson, North Carolina 27896; telephone: (252) 237-7004.

You may view the AD docket at FAA, Central Region, Office of the Regional Counsel, Attention: Rules Docket No. 2003-CE-19-AD, 901 Locust, Room 506, Kansas City, Missouri 64106. Office hours are 8 a.m. to 4 p.m., Monday through Friday, except Federal holidays.

FOR FURTHER INFORMATION CONTACT: Charles H. Bowser, Flight Test Engineer, FAA, Atlanta Aircraft Certification Office, One Crown Center, 1895 Phoenix Boulevard, Suite 450, Atlanta, Georgia 30349; telephone: (770) 703-6047; facsimile: (770) 703-6097.

SUPPLEMENTARY INFORMATION:

Discussion

What Events Have Caused This AD?

The FAA has received information of problems with certain Kidde Aerospace P/N 898052 hand-held halon fire extinguishers that are utilized on aircraft. This information shows that the discharge time of the affected fire extinguishers exceeds the maximum allowable discharge time.

The problem is due to incomplete crimping of the siphon tube. Specifically, worn crimping tools were used to crimp the siphon tube. This is causing leakage between the siphon tube and the valve.

What Is the Potential Impact if FAA Took No Action?

If these fire extinguishers that had this incomplete crimping of the siphon tube are not removed from service, then the fire extinguishers could function at diminished levels and compromise the level of safety in an emergency situation.

Has FAA Taken Any Action to This Point?

We issued a proposal to amend part 39 of the Federal Aviation Regulations (14 CFR part 39) to include an AD that would apply certain Kidde Aerospace P/N 898052 hand-held halon fire extinguishers that are utilized on aircraft. This proposal was published in the **Federal Register** as a notice of proposed rulemaking (NPRM) on May 13, 2003 (68 FR 25543). The NPRM proposed to require you to remove the affected fire extinguishers from service and would prevent you from using any affected fire extinguisher in the future.

Comments

Was the Public Invited To Comment?

We provided the public the opportunity to participate in the development of this AD. The following presents the comments received on the proposal and FAA's response to each comment:

Comment Issue No. 1: Extend the Compliance Time

What Is the Commenter's Concern?

Several commenters recommend extending the compliance time from 6 months to 12 months, while one commenter recommends an extension to 18 months. The commenters state that the extension is necessary due to the large number

of affected extinguishers and the logistics involved with AD compliance.

What Is FAA's Response to the Concern?

The FAA agrees that 12 months would be a more realistic compliance time.

We are changing the final rule AD action accordingly.

Comment Issue No. 2: Clarify the Fire Extinguisher Applicability

What Is the Commenter's Concern?

Several commenters state that the current wording for the fire extinguisher applicability of "manufactured from 1995 through 2002 and have a serial number of W-389653 or lower" is confusing. The commenters recommend the following language to more fully depict the intended applicability:

Fire extinguishers affected by this AD are serial numbers V-432001 through W-389653 inclusive that were manufactured sometime from 1995-2002. Serial numbers are identified by the Underwriter's Laboratories (UL) number printed on the label and are listed in succession. Other variants of the UL number with prefixes other than "V" or "W" are not affected by this AD.

What Is FAA's Response to the Concern?

The FAA concurs that the recommended language more accurately reflects the fire extinguisher serial number range.

We are changing the final rule AD action accordingly.

Comment Issue No. 3: Add a Dash Number to the Existing Part Number

What Is the Commenter's Concern?

One commenter recommends adding a dash number to the existing fire extinguisher part number. The commenter states that this would allow you to distinguish between pre- and post-bulletin modifications.

What Is FAA's Response to the Concern?

The FAA does not believe that this is necessary since the replacement fire extinguishers will have their own separate and unique serial numbers.

We are not making any changes to the final rule AD action.

Comment Issue No. 4: Cost Estimate Too High

What Is the Commenter's Concern?

One commenter states that FAA's estimate of 2 workhours to locate, access, pack, ship, receive the new unit, store, and reinstall the new unit is too high. The commenter states that 1 workhour is a conservative estimate.

What Is FAA's Response to the Concern?

The FAA agrees that 1 workhour more adequately reflects the time necessary to do the work.

We are changing the final rule AD action accordingly.

Comment Issue No. 5: Revise Fire Extinguisher Return Procedures

What Is the Commenter's Concern?

One commenter recommends that the AD should more clearly reference the procedures in the service information for returning any fire extinguishers. Specifically, the commenter states that you should not discharge the fire extinguishers, and you should not ship them back to Kidde because a special collection point is already established. This information is outlined in the service information.

What Is FAA's Response to the Concern?

The FAA agrees that the return procedures should reference that in the service information.

We are changing the final rule AD action accordingly.

Conclusion

What Is FAA's Final Determination on This Issue?

We have carefully reviewed the available data and determined that air safety and the public interest require adopting the AD as proposed except for the changes discussed above and minor editorial corrections. We have determined that these changes and minor corrections:

- Provide the intent that was proposed in the NPRM for correcting the unsafe condition; and
- Do not add any additional burden upon the public than was already proposed in the NPRM.

Changes to 14 CFR Part 39--Effect on the AD

How Does the Revision to 14 CFR Part 39 Affect This AD?

On July 10, 2002, the FAA published a new version of 14 CFR part 39 (67 FR 47997, July 22, 2002), which governs the FAA's AD system. This regulation now includes material that relates to altered products, special flight permits, and alternative methods of compliance. This material previously was included in each individual AD. Since this material is included in 14 CFR part 39, we will not include it in future AD actions.

Costs of Compliance

How Many Airplanes Does This AD Impact?

We estimate that this AD affects 38,695 airplanes in the U.S. registry.

What Is the Cost Impact of This AD on Owners/Operators of the Affected Airplanes?

We estimate the following costs to remove the affected fire extinguishers from service (including replacing with _____er unit):

Labor cost	Parts cost	Total cost per airplane

1 workhour X \$60 per hour = \$60.	No cost for parts.	\$60 per airplane.
------------------------------------	--------------------	--------------------

Compliance Time of This AD

What Will Be the Compliance Time of This AD?

The compliance time of this AD will be "within the next 12 months after February 20, 2004 (the effective date of this AD)."

Why Is This Compliance Time Presented in Calendar Time Instead of Hours Time-in-Service (TIS)?

Although the slow discharge of the fire extinguishers is only a problem during flight, the unsafe condition is not a result of aircraft operation. Therefore, FAA has determined that a compliance based on calendar time should be utilized in this AD in order to ensure that the unsafe condition is addressed on all aircraft in a reasonable time period.

Regulatory Findings

Will This AD Impact Various Entities?

We have determined that this AD will not have federalism implications under Executive Order 13132. This AD will not have a substantial direct effect on the States, on the relationship between the national government and the States, or on the distribution of power and responsibilities among the various levels of government.

Will This AD Involve a Significant Rule or Regulatory Action?

For the reasons discussed above, I certify that this AD:

1. Is not a "significant regulatory action" under Executive Order 12866;
2. Is not a "significant rule" under the DOT Regulatory Policies and Procedures (44 FR 11034, February 26, 1979); and
3. Will not have a significant economic impact, positive or negative, on a substantial number of small entities under the criteria of the Regulatory Flexibility Act.

We prepared a summary of the costs to comply with this AD and placed it in the AD Docket. You may get a copy of this summary by sending a request to us at the address listed under **ADDRESSES**. Include "AD Docket No. 2003-CE-19-AD" in your request.

List of Subjects in 14 CFR Part 39

Air transportation, Aircraft, Aviation safety, Incorporation by reference, Safety.

Adoption of the Amendment

Accordingly, under the authority delegated to me by the Administrator, the Federal Aviation Administration amends part 39 of the Federal Aviation Regulations (14 CFR part 39) as follows:

PART 39-AIRWORTHINESS DIRECTIVES

1. The authority citation for part 39 continues to read as follows:

Authority: 49 U.S.C. 106(g), 40113, 44701.

§ 39.13 [Amended]

2. FAA amends Sec. 39.13 by adding a new AD to read as follows:

Regulatory Information

2003-26-14 Kidde Aerospace: Amendment 39-13413; Docket No. 2003-CE-19-AD.

When Does This AD Become Effective?

(a) This AD becomes effective on February 20, 2004.

What Other ADs Are Affected by This Action?

(b) None.

What Airplanes Are Affected by This AD?

(c) This AD affects aircraft that are certificated in any category and incorporate hand-held halon fire extinguishers with the following:

(1) Part number (P/N) 898052; and

(2) A serial number in the range of V-432001 through W-389653 inclusive that were manufactured sometime from 1995-2002.

(i) Serial numbers are identified by the Underwriter's Laboratories (UL) number printed on the label and are listed in succession.

(ii) Other variants of the UL number with prefixes other than "V" or "W" are not affected by this AD.

What Is the Unsafe Condition Presented in This AD?

(d) This AD is the result of information that shows that the discharge time of the affected fire extinguishers exceeds the maximum allowable discharge time. The problem is due to incomplete crimping of the siphon tube. We are issuing this AD to remove from service fire extinguishers that have this incomplete crimping of the siphon tube. If not removed from service, these fire extinguishers could function at diminished levels and compromise the level of safety in an emergency situation.

What Must I Do To Address This Problem?

(e) To address this problem, you must accomplish the following:

Actions	Compliance	Procedures
Remove from service any P/N 898052 hand-held halon fire	Within the next 12 months after February 20, 2004 (the effective date	Kidde Aerospace Service Bulletin 898052-26-449, dated October 7,

<p>extinguisher that has a serial number of V-432001 through W-389653 inclusive and was manufactured sometime from 1995-2002. You may not operate any aircraft without the applicable fire extinguishing equipment per FAA regulation.</p> <p>(i) Serial numbers are identified by the Underwriter's Laboratories (UL) number printed on the label and are listed in succession.</p> <p>(ii) Other variants of the UL number with prefixes other than "V" or "W" are not affected by this AD.</p>	<p>of this AD).</p>	<p>2002, specifies procedures for identifying the affected fire extinguishers. Use the procedures in this service bulletin for the returned fire extinguishers. Specifically, do not discharge them or ship them to Kidde Aerospace since a special collection point has already been established. Ensure that you follow all Department of Transportation (DOT) regulations (49 CFR) in the transport of fire extinguishing equipment. The regulations identify fire extinguishers containing compressed or liquefied gas as hazardous.</p>
<p>(2) The owner/operator holding at least a private pilot certificate as authorized by section 43.7 of the Federal Aviation Regulations (14 CFR 43.7) may remove the fire extinguisher specified in paragraph (e) (1) of this AD. Make an entry into the aircraft records showing compliance with this portion of the AD in accordance with section 43.9 of the Federal Aviation Regulations (14 CFR 43.9).</p>	<p>Within the next 12 months after February 20, 2004 (the effective date of this AD).</p>	<p>Not Applicable.</p>
<p>(3) Do not install, on any aircraft, a Kidde Aerospace P/N 898052 handheld halon fire extinguisher V-432001 through W-389653 inclusive that was manufactured sometime from 1995-2002.</p>	<p>As of February 20, 2004 (the effective date of this AD).</p>	<p>Not Applicable.</p>

What About Alternative Methods of Compliance?

(f) You may request a different method of compliance or a different compliance time for this AD by following the procedures in 14 CFR 39.13. Send your request to the Manager, Atlanta Aircraft Certification Office, FAA. For information on any already approved alternative methods of compliance, contact Charles H. Bowser, Flight Test Engineer, FAA, Atlanta Aircraft Certification Office, One Crown Center, 1895 Phoenix Boulevard, Suite 450, Atlanta, Georgia 30349; telephone: (770) 703-6047; facsimile: (770) 703-6097.

Is There Material Incorporated by Reference?

(g) You must do the actions required by this AD per Kidde Aerospace Service Bulletin 898052-26-449, dated October 7, 2002. The Director of the Federal Register approved the incorporation by reference of this service bulletin in accordance with 5 U.S.C. 552(a) and 1 CFR part 51. You may get a copy from Kidde Aerospace, Kidde Technologies, Inc., 4200 Airport Drive, NW, Wilson, North Carolina 27896; telephone: (252) 237-7004. You may review copies at FAA, Central Region, Office of the Regional Counsel, 901 Locust, Room 506, Kansas City, Missouri 64106; or at the

Office of the Federal Register, 800 North Capitol Street, NW, suite 700, Washington, DC.

✓ **Footer Information**

Issued in Kansas City, Missouri, December 23, 2003.

Michael Gallagher,

Manager, Small Airplane Directorate,

Aircraft Certification Service.

[FR Doc. 04-44 Filed 1-6-04; 8:45 am]

BILLING CODE 4910-13-P

✓ **Comments**

STARFLITE MANAGEMENT GROUP

N83SG Maintenance and Discrepancy Log

Month JAN. 05

Disc No	Date	Initials	Action	Sign	Cert	Date
1	1-4		Fueled A/c @ SF-EAST FUEL AIRCRAFT 150 gal 1-16-05			8M 2.0
			FUEL A/c			413 gal.
			TT: Defer			Category
			TC: Sign			Date

Disc No	Date	Initials	Action	Sign	Cert	Date
2	1-4	DRS	CLW 12.0 gal DM Replace Rof Valve Plw 540483-1			
			TT: Defer			Category
			TC: Sign			Date

Installed Dec. of item 1

Disc No	Date	Initials	Action	Sign	Cert	Date
3	1-4	DKS	CLW 150 HR AIRFRAME ANS ENGINE 150 HR PERIODIC INSP, LEFT AND RIGHT SIDES, AIF INSP Plw 200 Hr ↓ Soap Sample dvl. 8699.7			
			TT: Defer			Category
			TC: Sign			Date

7.0 LPH
2.0 LPH
1.0 PH
12.0 SL
4.0 SL
Sign *Jerry P. Dorn* Cert 2718002 ADP Date 1-26-05

STARFLITE MANAGEMENT GROUP

N83SG Maintenance and Discrepancy Log

Month JAN. 05

Disc No	Date	Initials	Action	
			clw "A" Check Inspection	8.0 CPB
4	1-4	ONS		9.0 JH
			clw "A" Check	6.5 sm
			AIF Insp	8.0 UD
				5.0 UB
				2.0 UB
			Sign <i>[Signature]</i> Cert 253660856 AY Date 3.0 UB	
			DVE-8698.3	1-25.05 4.0 JH
TT:			Defer	Category 7.0 JH
TC:			Sign	Cert Date
Disc No	Date	Initials	Action	
5	1-4	OU	Removed Emergency Exit batt # 501-107506	CP 1.0
			Inspect EMERG. SP 1310 no. PS 823 and sent to	8.21.0
			QVRO BATTERY up. tool batteries for service #D	
			Reinstalled after service by UB.	
			Sign <i>[Signature]</i> Cert AP2668256 Date 1-21-05	
TT:			Defer	Category
TC:			Sign	Cert Date
Disc No	Date	Initials	Action	
			clw monthly Fire bottle insp.	81.0
6	1-4	ON		
			clw Inspect	
			portable fire ext.	
			cockpit cabin	
			For Month	
			Visualized wt.	Sign <i>[Signature]</i> Cert AP2668256 Date 1-20-05
TT:			Defer	Category
TC:			Sign	Cert Date

STARFLITE MANAGEMENT GROUP

N83SG Maintenance and Discrepancy Log

Month Jan. 05

Tick 112

Disc No	Date	Initials	Action	
7	1-4	ORS	Removed battery and sent out to Inspect EMERG - UNITED for service PW 205113 (D)	112 100 87.5
			Lighting Battery	

Sign Sean Lynch Cert AP2668256 Date 1-23-05

TT: Defer Category
TC: Sign Cert Date

Disc No	Date	Initials	Action	
8	1-4	ORS	replaced sybs on LH & RH Fire bottles PW AE1308-5	112 1.0 87.4.0
			Chk & Replace ENG. FIRE ext. port side 4th row Both Bottles	112 4.0

Sign Sean Lynch Cert AP2668256 Date 1-20-05

TT: Defer Category
TC: Sign Cert Date

Disc No	Date	Initials	Action	
9	1-4	DA		
			Chk SL-2492 Hyd Hose Inspection DUP 5749.7	C/F DA

Sign Cert Date

TT: Defer Category
TC: Sign Cert Date

STARFLITE MANAGEMENT GROUP

N83SG Maintenance and Discrepancy Log

Month JAN. 05

Disc No	Date	Initials	Action	CIN BY TEXAS AIRCRAFT	405 2.0
10	1-4	DM	INSTRUMENTS WITH STARFLITE		X
			LABOR ONLY ASSIST.		
			C/W Altimeter +		
			Transponder +		
			Air Data Comp.		
			91.411 + 91.413. Insp		
			+ Leak Check	Sign <u>Larry P. Barner</u> Cert <u>2718002 AD</u> Date <u>01-25-05</u>	
TT:			Defer		Category
TC:			Sign	Cert	Date
Disc No	Date	Initials	Action	C/W Flap Flex shaft. lube	54 12.0
11	1-4	OK	JAW MM Chap 27-50-00		X
			C/W Lube		
			Flexible Drive		
			Shaft. Lube		
			Flaps		
				Sign <u>Sean Lynch</u> Cert <u>AP2668256</u> Date <u>1-20-05</u>	
TT:			Defer		Category
TC:			Sign	Cert	Date
Disc No	Date	Initials	Action	taxi & Fuelled Fuelled acft.	84 1.5
12	1-6	SS			X
			Fuel acft.		
				Sign <u>Sean Lynch</u> Cert <u>AP2668256</u> Date <u>1-6-05</u>	
TT:			Defer		Category
TC:			Sign	Cert	Date

STARFLITE MANAGEMENT GROUP

N83SG Maintenance and Discrepancy Log

Month JAN 05

Disc No	Date	Initials	Action	Tech	Time
13	1-7	PD	Serviced O ₂ System to 1,800 PSI.	PD	1.0
			O ₂ need service		

Sign *[Signature]* Cert AP55557006 Date 1-7-05

TT: Defer Category
 TC: Sign Cert Date

Disc No	Date	Initials	Action	Tech	Time
14	1-12	SJ	Taxied & Fueled ACFT 900 gal	SJ	1.5
			Fuel acft		

Sign *Sean Lynch* Cert AP2668256 Date 1-12-05

TT: Defer Category
 TC: Sign Cert Date

Disc No	Date	Initials	Action	Tech	Time
15	1-12	SJ	removed gyro PN 792-6694-001 SN 11206 & installed loaner gyro PN 792-6694-001 SN 5855	SJ	1.0
			Vertical gyro inop	SJ	1.0
			Removed loaner gyro PN 792-6694-001 SN 5855 & reinstalled acft's gyro PN 792-6694-001 SN 11206		

~~Signature~~ Sign *Sean Lynch* Cert AP2668256 Date 1-12-05

TT: Defer Category
 TC: Sign Cert Date

Trouble shooting gyros to Durans Repair

STARFLITE MANAGEMENT GROUP

N935G Maintenance and Discrepancy Log

Month JAN 05

Disc No	Date	Initials	Action	Tech Time
14	1-17	DAS	Necessary to change autopilot Amp; install autopilot panel P/N 622-3108-016, S/N 2481, Auto pilot panel P/N 022-0141-023, S/N 2539, Auto pilot Computer P/N 522-2901-016, S/N 2059 Replaced by DUNCAN AVIONICS.	

Sign [Signature] Cert 253660876A7 Date 1-15-05

TT: Defer Category
TC: Sign Cert Date

Disc No	Date	Initials	Action	Tech Time
17	1/14	JK	Assisted in restore of aircraft for flight of aircraft panels interior, seats Entered in wrong work order	JK 5.0

Sign [Signature] Cert AP512664270 Date 1/14/05

TT: Defer Category
TC: Sign Cert Date

Disc No	Date	Initials	Action	Tech Time
18	1-14	JK	Fueled aircraft as needed Fuel Aircraft for engine runs. <u>For 21 SF</u> Entered in wrong work order	JK 1.0

Sign [Signature] Cert AP752664270 Date 1/14/05

TT: Defer Category
TC: Sign Cert Date

STARFLITE MANAGEMENT GROUP

N83SG Maintenance and Discrepancy Log

Month JAN 05

Disc No	Date	Initials	Action	Tech	Time
16	1-17	SL	remove LH ALT PN 622-3975-003 SN 1152 RH att. B44202.10014 SN 501 ADC PN 622-5465 SN 1080 reinstalled same # items after certification	182	1.0

Sign *Dean Lynch* Cert AP2668256 Date 1-21-05

TT: Defer Category
TC: Sign Cert Date

Disc No	Date	Initials	Action	Tech	Time
17	1-17	DL	C/F to 0205-2 DL Cabin seat belts Need cotter pins installed on locks		

Sign Cert Date

TT: Defer Category
TC: Sign Cert Date

Disc No	Date	Initials	Action	Tech	Time
18	1-17	DL	REQUIRED MAIN DOOR STEP AND SAIL Main door step anti skid torn.	SMG	1.5

Sign *Dean Lynch* Cert 257440856 Date 1-26-05

TT: Defer Category
TC: Sign Cert Date

STARFLITE MANAGEMENT GROUP

N83SG Maintenance and Discrepancy Log

Month JAN 05

Disc No	Date	Initials	Action	REGULED AND REPLACE MISSING VELCRO	Tech	Time
19	1-17	JH	TO BAGGAGE LINER		JPG	.5
			Aft baggage liner material falling off		JPG	.5

Sign Sam P. Baruth Cert 2118002 Ad Date 01-26-05

TT: Defer Category
 TC: Sign Cert Date

Disc No	Date	Initials	Action	REGULED AFT BAGGAGE DOOR SEAL	Tech	Time
20	1-17	JH	ON FWD EDGE		JPG	.5
			Aft baggage door seal loose on fwd edge.		JPG	.5

Sign Sam P. Baruth Cert 2118002 Ad Date 01-26-05

TT: Defer Category
 TC: Sign Cert Date

Disc No	Date	Initials	Action		Tech	Time
21	1-17	JH				
			Cabin light bulb clips broken on several bulbs.	C/F ORS		

Sign Cert Date

TT: Defer Category
 TC: Sign Cert Date

STARFLITE MANAGEMENT GROUP

N33SG Maintenance and Discrepancy Log

Month Jan 05

Disc No	Date	Initials	Action	Tech	Time
22	1-17	JK	Order 2 blades		
			Windshield wiper blades worn		
			C/F to 02.05-4		
			Sign	Cert	Date
TT:			Defer	Category	
TC:			Sign	Cert	Date
Disc No	Date	Initials	Action	Tech	Time
23	1-17	LD	Checked by Garrett		
			Airframe "Pony Boss" Serviceable		
			RIGHT TAIL PIPE @ this time		
			HASA DENT ON THE LOWER AFT AREA		
			Sign <i>[Signature]</i>	Cert 2136608764	Date 1-26-05
TT:			Defer	Category	
TC:			Sign	Cert	Date
Disc No	Date	Initials	Action	Tech	Time
24	1-17	UP	Removed both main batteries		1.0
			both main BP 15530 and SP 38056 and SP 08198		1.0
			Batteries removed and sent to initial batteries for to be removed service & Reinstalled after service by UB.		
			for service		
			Sign <i>[Signature]</i>	Cert AP2668256	Date 1-20-05
TT:			Defer	Category	
TC:			Sign	Cert	Date

STARFLITE MANAGEMENT GROUP

N83SG Maintenance and Discrepancy Log

Month JAN. 05

Disc No	Date	Initials	Action	Tech	Time
25	1-17	SM	REPAIRED 2 BONDING WIRES		
			2 BROKEN BONDING WIRES ON FLAPS.	SM	0.5

Sign *[Signature]* Cert APP 26188418 Date 1-17-05

TT: Defer Category
 TC: Sign Cert Date

Disc No	Date	Initials	Action	Tech	Time
26	1-17	JH	REMOVED ^{LH} TAXI LIGHT (PN# 4587, SER# 152129)		
			AND REPLACED IT WITH NEW LIGHT (PN# 4587 SER# 170719). OPS CHECK GOOD.	JH	1.0
			LH taxi light bulb wop.	LPB	0.5

Sign *[Signature]* Cert 2718002 AD Date 01-26-05

TT: Defer Category
 TC: Sign Cert Date

Disc No	Date	Initials	Action	Tech	Time
27	1-17	JH			
			C/F to 02-05-5 DM		
			LH Logo light bulb wop.		

Sign Cert Date

TT: Defer Category
 TC: Sign Cert Date

STARFLITE MANAGEMENT GROUP

N83SG Maintenance and Discrepancy Log

Month JAN 05

Disc No	Date	Initials	Action	Tech	Time
28	1-18				
			tip tank tail comes static strips corroded		
			C/F to 02.05-6		

 Sign _____ Cert _____ Date _____

TT: _____ Defer _____ Category _____

TC: _____ Sign _____ Cert _____ Date _____

Disc No	Date	Initials	Action	Tech	Time
29	1-24	SMG	REMOVED TRANSPONDER PN #622-1270-001 SER # 18112 AND REPAIRED PN #622-1270-001	1.0	SMG
			TRANSPONDER NOT TRANSMITTING	1.0	LPB
			SER # 83 OPS CHECK IN AIRPLANE OPS CHECK GOOD BY TEXAS AIRCRAFT (NSD)		

 Sign Samuel Danick Cert 2718002 ASD Date 12-24-2005

TT: _____ Defer _____ Category _____

TC: _____ Sign _____ Cert _____ Date _____

Disc No	Date	Initials	Action	Tech	Time
30	1-24	LPB	TROUBLE SHOOT LEAK CAPPE PITOT LINES IN SECTIONS AND	2.0	LPB
			PITOT LEAK TESTED TO ISOLATE LEAK, FOUND ON PILOT HOLE IN LINE DUE TO CORROSION SIDE		
			REMOVED LINE TO HAVE NEW LINE FABRICATED LPB 12-24-05		

 Sign _____ Cert _____ Date _____

CONTINUED ON DISC #31

TT: _____ Defer _____ Category _____

TC: _____ Sign _____ Cert _____ Date _____

STARFLITE MANAGEMENT GROUP

N83SG Maintenance and Discrepancy Log

Month JAN 05

Disc No	Date	Initials	Action	Tech	Time
			INSTALLED NEW LINE		
31	1-25	LPB	FABRICATED BY AIRTEX. LEAK	LPB	3.0
			CONTINUED CHECK GOOD	JMG	1.5
			FROM DISC # 30		

Sign Jamy P. Banck Cert 2718002 ADP Date

TT: Defer Category
 TC: Sign Cert Date

Disc No	Date	Initials	Action	Tech	Time
			TROUBLE SHOOT ANTI-SKID		
32	1-25	LPB	SYSTEMS REMOVED L/H WHEEL	LPB	3.0
			ON ANTI-SKID TRANSDUCER AND DISASSEMBLED		
			SYSTEM CHECK CANNON PLUG FOUND BROKEN		
			WHEN ANTI-SKID WIRES. REMOVED BRITTLE WIRE AND		
			IS SELECTED ON RESOLDERED WIRES REASSEMBLED		
			LEFT IND LIGHT		
			REMAINS ON OF CS GOOD		

Sign Jamy P. Banck Cert 2718002 ADP Date 01-26-05

TT: Defer Category
 TC: Sign Cert Date

Disc No	Date	Initials	Action	Tech	Time

Sign Cert Date

TT: Defer Category
 TC: Sign Cert Date

SCHEDULED MAINTENANCE CHECKS - MAINTENANCE PRACTICES

"A" Check

1. General

- A. Prior to commencing inspection, disengage circuit breakers as required to prevent damage to aircraft systems or maintenance personnel.
- B. Record all flight crew complaints and inspection discrepancies on proper paper work.
- C. For Engine Periodic Inspection Requirements, reference Inspection / Check section of applicable AlliedSignal Aerospace Light Maintenance.
- D. Remove inspection plates, fairings and covers as required.
- E. Task may be omitted as scheduled maintenance requirement if an equivalent check/test is performed as part of the operators flight or ground crew preflight procedures.
- F. Before starting inspections, ensure that protective covering is installed over rugs and seat cushions and that all personnel entering aircraft remove shoes or wear wing socks.

Aircraft Owner _____

Serial No. 368 Registration No. N835G

LOANER

Left Engine Serial No. P77482 Right Engine Serial No. ~~P-77361~~ P-77361

Aircraft Hours 8706.2 Landings 6277

Left Engine Hours 8300.5 Cycles 5905

Right Engine Hours 6694.2 Cycles 5418

Date Inspection Started 1-16-05 Completed 1-25-05

EFFECTIVITY: ALL

THIS PAGE INTENTIONALLY LEFT BLANK

NOSE TO FORWARD BULKHEAD - MAINTENANCE PRACTICES

1. Nose to Forward Bulkhead

A. Jack Aircraft. Refer to 7-10-00, Maintenance Practices.

NOTE: Before jacking aircraft, deactivate the following:

- (1) Standby Attitude Gyro.
 - For Aircraft 152, 154, 181, 187 - 244, 246 and 247, pull out Emergency Power Supply Unit.
 - For Aircraft 245 and 248 - 442, disengage Standby Attitude Gyro Circuit Breaker, located on Forward Relay Box under Copilot Seat.
- (2) Pitot and Static Heat - For Aircraft 295 - 442, disengage LH and RH PITOT STATIC HEAT Circuit Breakers located on Overhead Panel.
- (3) Angle of Attack (AOA) Heat - For model 1124A Aircraft only, 295 - 440, disengage AOA Circuit Breaker located on Overhead Panel.

B. Nose Landing Gear.

Refer to 12-10-04, Maintenance Practices, Tire Servicing and 32-42-00, Removal / Installation.

- (1) Remove Nose Gear Wheels - match mark wheel and tire assembly left to right before removal.
- (2) Check Tires - wear, weather checking, oil saturation, cuts, flat spots, proper inflation, etc.
- (3) Check Wheels - corrosion and damage.
- (4) Wheel Axle.
 - (a) Check Axle for corrosion (internal and external), damage and evidence of irregular wear.
 - (b) Check Axle for cracks using dye penetrant inspection method.

MECH	INSP	200	400	800
JH	R11 QC-4	X		
JH	R11 QC-4	X		
JH	R11 QC-4	X		
JD	R11 QC-2	X		
JD	R11 QC-2	X		
JD	R11 QC-2	X		
JD	R11 QC-2	X		
N/A			X	

EFFECTIVITY: ALL

C. Wheel Bearings, Bearing Cups and Spacers.

- (1) Remove Bearings - clean and inspect.
- (2) Check Bearing, Cups and Spacers for galling.
- (3) Pack Bearings. Refer to 12-20-00, Maintenance Practices.
- (4) Install Nose Wheels - match marks aligned.

D. Check following items for general condition, tube integrity, cracks, corrosion, damage, chafing, security of attachment and leakage:

- (1) Check Strut for proper service and correct inflation. Refer to 12-10-04, Maintenance Practices.
- (2) Outer Strut Body. Perform Penetrant Inspection of Actuating Cylinder Attach Lug Root and Upper Bearing Retaining Nut Lock Screw Thread Area. Refer to 32-20-01, Inspection / Check.
- (3) Scissors and Bushings - wear (0.020 inch maximum clearance between bushing at knee-joint).
- (4) Drag Brace Upper and Lower Lugs and Fittings.
- (5) Bungee Cables.
 - (a) Condition.
 - (b) Dragbrace Downlock Tension Test. Refer to 32-20-02, Inspection / Check.
- (6) Retract Cylinder and Attach Points.
- (7) Inspect Steering Bracket Assemblies for cracks. Refer to 32-50-08, Inspection / Check.
 - (a) Upper Bracket Assembly (ES12970-7 or 2236.0200.000) and Lower Bracket Assembly (ES12970-6 or 2236.0300.000).

MECH	INSP	200	400	800
	R11 QC-A RH	X		
	R11 QC-A RH	X		
	R11 QC-A RH	X		
	R11 QC-A RH	X		
	N/A		X	
			Pre SB VWV-24-28 - 300 hours. Post SB VWV-24-28 - 1,200 hours.	
	R11 QC-2 RH	X		
	R11 QC-2 RH	X		
	R11 QC-2 RH	X		
	N/A			X
	R11 QC-2 RH	X		
	N/A			X

DVR
9621.3

- (b) Upper Bracket Assembly (A01-ES12970-7 or A01-2236.0200.000) and Lower Bracket Assembly (A01-ES12970-6 or A01-2236.0300.000).
 - (8) Trunnion Fittings.
 - (9) Nose Steering Cylinders and Attach Points.
 - (10) Nose Gear Centering Spring and Attach Points.
- NOTE:** With scissors connected, rotate strut left and right and check for smooth centering movement.
- (11) Nose Steering Linkage - Universal Joints.
 - (12) Nose Steering Control Valve.
 - (13) Nose Steering Control Cables and Pulleys.
 - (a) While rotating NLG from stop to stop, check cables for wear, fraying, strand breakage and security, especially at hidden pulley areas.
 - (b) Check Cable Tension. Minimum tension - 19pounds Refer to 32-50-00, Adjustment / Test.
 - (c) Pulleys. Inspect for general condition, cleanliness and free movement.
 - (d) Cable Inspection. Refer to 32-50-07, Inspection / Check.
 - (e) Lubricate Cables. Refer to 12-20-00, Maintenance Practices.
 - (14) Gear Uplock Assembly.
 - (15) Gear Selector Valve.
 - (16) All Hydraulic Lines.
 - (17) Electrical Bundles, Microswitches, Wiring and Connections.
 - (18) Structure.
 - (19) Door Actuating Rods and Rod Ends.

MECH	INSP	200	400	800
X	X	X		
X	X	X		
X	X	X		
X	X	X		
X	X	X		
X	X	X		
X	X	X		
N/A	N/A			X
N/A	N/A			X
X	X	X		
X	X	X		
X	X	X		
X	X	X		
X	X	X		
X	X	X		
X	X	X		

Due. ~~1,600~~
 1,600 hours
 10276.8

EFFECTIVITY: ALL

FUSELAGE - FORWARD PRESSURE BULKHEAD TO AFT PRESSURE BULKHEAD - MAINTENANCE PRACTICES

1. Fuselage - Forward Pressure Bulkhead to Aft Pressure Bulkhead

A. Instrument Panel - Check general condition:

- (1) Accessible Instruments, Hoses and Lines.
- (2) Accessible Electrical Wire Bundles and Connections.

B. Pressurization System - Check:

- (1) Accessible Hoses and Lines - condition.
- (2) Isobaric Valve safety wired in open position.
- (3) Clean Cabin Air Pressure Controller Air Filter. Refer to 21-30-01, Cleaning / Painting.
- (4) Replace Air Filter Element Cartridges.

C. Oxygen System - Check:

- (1) Crew Oxygen Masks.
 - For aircraft with EROS Mask and Regulator Assembly, refer to 35-00-00, Adjustment / Test, Paragraph 2A and 2B.
 - For aircraft with Puritan Bennett Mask and Regulator, ref. 35-00-00, Adjustment / Test, Paragraph 2A.
- (2) Passenger Oxygen Supply System Test - Refer to 35-00-00, Adjustment / Test.

D. Windshield, Windows and Pilot Openable Window.

- (1) Delamination, scratches, cracks, seal and latch.

MECH	INSP	200	400	800
	<i>JA</i> R11 QC-4	X		
	<i>JA</i> R11 QC-4	X		
	<i>JA</i>	X		
	<i>BY</i> R11 QC-2	X		
	<i>NA</i>			X
	<i>NA</i>			X
	X	Due 9276.8 or 12-08.05 600 hours or 1 year, whichever occurs first.		
	<i>NA</i>			X
	<i>JA</i> R11 QC-4	X		

EFFECTIVITY: ALL

- (2) Renew or reactivate desiccant crystals as necessary. If moisture is noted between window panes, perform procedure to remove residual moisture. Refer to 30-40-00, Maintenance Practices, Service Desiccant System.

CAUTION: DO NOT EXCEED 2.0 PSI.

- (3) Terminal Contact Assemblies for arcing.
- (4) Check Pilot and Copilot Side Windows for cracks in flange, radius of flange and around all attachment fasteners. Refer to 56-10-03 and 56-10-04, Inspection / Check.

NOTE: Not applicable to Cockpit Side Window (343017-507) (pilot) or (343003-501) (copilot), post Service Bulletin 1124-56-113.

- (5) Windshield Wiper Assembly - condition and security. Refer to 30-40-00, Maintenance Practices.

E. Control Pedestal - general condition.

- (1) Indicators.
- (2) Controls.
- (3) Switches.
- (4) Electrical connections.
- (5) Throttles and Piggy Back Levers - ease of operation.

F. Overhead Electrical Panels - general condition.

- (1) Electrical bundles, connections, damage and tightness.

CAUTION: ENSURE ADEQUATE CLEARANCE BETWEEN ELECTRICAL CONNECTIONS AND FRAME WHEN INSTALLING PANEL.

- G. ATC Transponder Test and Inspection. Refer to FAR 91.413.

- H. Altimeter Systems Tests and Inspections. Refer to FAR 91.411.

MECH	INSP	200	400	800
JA	R11 QC-4	X		
JA	R11 QC-4	X		
NA				X
JA	R11 QC-4	X		
JA	R11 QC-4	X		
JA	R11 QC-4	X		
JA	R11 QC-4	X		
JA	R11 QC-4	X		
NA			X	
L/B	R11 QC-4 2-50		2 years	
L/B	R11 QC-4 2-50		2 years	

DUP
DUP

BY TX. AIRCRAFT INSTRUMENTS
01-25-05

EFFECTIVITY: ALL

- (20) Power Brake Valve and Parking Brake Linkage.
- (21) Perform Emergency Hydraulic Indicating System Hydraulic Fuse Functional Test. Refer to 29-30-06, Adjustment / Test.
- E. Lubricate Gear Assembly and Linkage. Refer to 12-20-00, Maintenance Practices.
- F. Upper and Lower Outer Strut Body Bearings - remove, clean, inspect and lubricate. Refer to 32-20-01, Removal / Installabon.
- G. Check the following items in and around nose compartment above nose wheel well for general condition, cracks, corrosion, damage, chafing, security of attachment and leakage:
- (1) Pitot Tubes and Lines.
 - (2) Drain Pitot / Static Drain Valves and Traps. Refer to 34-10-01, Maintenance Practices.
 - (3) Electrical Components, Wire Bundles, Windshield Heat Resistors and Terminal Strips.
 - (4) All Structure
 - (5) Oxygen Lines and Bottle. Refer to 5-10-00, Maintenance Practices.
 - (6) Avionics Components and Shock Mounts.
 - (7) AC Inverters (forward or aft installation) and Cooling Fan.
 - (8) For aircraft equipped with Collins W-XR-300 Weather Radar - check Crystal Desiccant Bottle. Refer to 34-40-04, Adjustment / Test, Paragraph F, Desiccant Check.
- H. Radome
- (1) Condition and security.
 - (2) Static Discharge Diverter Strip Bonding. Refer to 23-60-00, Inspection / Check.

MECH	INSP	200	400	800
N/A			X	
X	X		1,200 hours or 3 years, whichever occurs first	
R11 QC-2		X		
X	X		1,200 hours or 2 years, whichever occurs first	
R11 QC-2		X		
R11 QC-2		X		
N/A			X	
R11 QC-2		X		
NA			X	
NA			X	
R11 QC-2		X		
NA			X	
R11 QC-2		X		
NA			X	
R11 QC-2		X		
NA			X	

Due
 9876.8
 or
 12.8

Due
 9621.3

EFFECTIVITY: ALL

- (7) Door step - condition, operation and presence of stoppers.
- P. Passenger compartment - general condition and security.

- (1) Emergency light - check operation, security, cleanliness and connections. Check battery charge. Refer to 12-10-06, Maintenance Practices, Paragraph 3.

NOTE: Every 200 hours or not to exceed 3 months or whenever the emergency lights have been operated from the emergency battery for more than 1 hour.

- (2) Refreshment bar, ice chest, galley coat closet, cabinets, tables, etc. for ease of operation and locking.
- (3) Seats and Seat Belts.
- (4) Oxygen, Reading Light, and Ventilating Air Console.
- (5) Windows - delamination, scratches and cracks.
- (6) Interior lights.
- (7) Emergency Exit.
- (a) Check Release Mechanism. (Pull release handle, but not necessary to remove exit from aircraft.)
- (b) Remove Exit - inspect seal and check operation of game tables for clearance.
- (8) Certificates.
- (9) Avionics components - security and connections.
- (10) Lavatory and Baggage Compartment - condition.
- (11) Lavatory Door- operation.
- (12) Check Portable Fire Extinguisher. Refer to 5-10-00, Maintenance Practices.

MECH	INSP	200	400	800
JH	R11 QC-4	X		
JH	R11 QC-4	X		
SS	R11 QC-4	X		
JH	R11 QC-4	X		
JH	R11 QC-4	X		
JH	R11 QC-4	X		
JH	R11 QC-4	X		
JH	R11 QC-4	X		
JH	R11 QC-4	X		
JH	R11 QC-4	X		
NA	R11 QC-4			X
JH	R11 QC-4	X		
JH	R11 QC-4	X		
JH	R11 QC-4	X		
JH	R11 QC-4	X		
SS	R11 QC-4	X		

Q. Flight and Passenger Compartment:

- (1) Remove Flight and Cabin Compartment Seats, Divan, Seat Tracks and carpet as necessary to gain access to floor paneling. Thoroughly inspect under floor for corrosion, damage, wear, security, cleanliness and ensure that all under floor drain paths are clear of debris and sealant.
- (2) Flight Control System - Pulleys, Brackets, Guards, Bellcranks and Push-pull Rods - condition, operation and security of attachment.
- (3) Control Column Interconnect Cable.
 - (a) Condition and security. Refer to 27-00-00, Inspection / Check.
 - (b) Check Cable Tension. Refer to 27-00-00, Maintenance Practices, Table 2.
- (4) Flight Control Transition Cables between Fuselage Station 153 and Station 269.
 - (a) Condition and security. Refer to 27-00-00, Inspection / Check.
 - (b) Check cable tension. Refer to 27-00-00, Maintenance Practices, Table 2.
- (5) Lubricate Control System. Refer to 12-20-00, Maintenance Practices.
- (6) Lubricate Gustlock Mechanism. Refer to 12-20-00, Maintenance Practices.
- (7) Perform Aileron and Rudder Static Friction Test. Refer to 27-00-00, Maintenance Practices.
- (8) Engine Control Linkage and Teleflex Cable - condition, proper routing and security of clamps.
- (9) Plumbing - proper routing, chafing, tube integrity, condition and leaks.
- (10) Check general condition and security of Pressurization and Air Conditioning Components under cabin floor.

MECH	INSP	200	400	800
				X
				X
				X
				X
				X
				X
				X
				X
				X
				X
				X
				X
				X
				X
				X
				X
				X
				X
				X
				X
				X
				X
				X
				X

EFFECTIVITY: ALL

- (11) Inspect Structure under floor below galley and lavatory toilet installation for fluid leakage, corrosion, general condition and cleanliness.
- R. Standby Attitude Gyro - Check Standby Attitude Gyro Emergency Power Supply Unit condition every 200 hours or not to exceed 3 months or whenever the standby attitude gyro has been operated from the emergency power supply for more than 45 minutes. Refer to 34-20-09, Adjustment / Test, Paragraph 2A.
- S. Check the following for condition:
- Windshield Wipers.
- (1) Oxygen Thermal Discharge Disc.
 - (2) Fuselage Skin.
 - (3) Cabin Outflow and Safety Valves - condition and cleanliness.
 - (4) Static Sources.
 - (5) Drain Pitot and Static Valves and Traps. Refer to 34-10-01, Maintenance Practices.
 - (6) All Drain Holes and Accessible Fittings.
 - (7) Antennas - condition.
 - (8) Accessible Electrical Connections and Components - damage, tightness, chafing, fraying and cuts.
 - (9) Accessible Electrical Connections and Components - damage, tightness, chafing, fraying and cuts.

MECH	INSP	200	400	800
NA				X
<i>82</i>	<i>R11 QC-2</i>	X		
<i>JH</i>	<i>R11 QC-4</i>	X		
<i>JH</i>	<i>R11 QC-4</i>	X		
<i>JH</i>	<i>R11 QC-4</i>	X		
<i>JH</i>	<i>R11 QC-4</i>	X		
<i>JH</i>	<i>R11 QC-4</i>	X		
<i>JH</i>	<i>R11 QC-4</i>	X		
<i>JH</i>	<i>R11 QC-4</i>	X		
<i>JH</i>	<i>R11 QC-4</i>	X		
<i>JH</i>	<i>R11 QC-4</i>	X		

DUE

EFFECTIVITY: ALL

WING - MAINTENANCE PRACTICES

1. Wing

A. Wing Flap - general condition, security and cracks.

- (1) Skin and Rivets.
- (2) Attach Points:
 - (a) Inspect Hinges and Bearings. Refer to 27-50-00, Inspection / Check, Paragraph 2A.
 - (b) Inspection Hinges and Bearings. Refer to 27-50-00, Inspection / Check, Paragraph 2B., Steps (2), (3) and (4).
 - (c) Bonding Jumpers.
 - 1 Condition, fraying and security.
 - 2 Control Surface Bonding. 23-60-00, Inspection/Check.
- (3) Flexible Drive Shafts.
 - (a) Couple Nuts - security, routing, freeplay and structure clearance.
 - (b) Clean, inspect and lubricate. Refer to 27-50-00, Servicing.
- (4) Actuating Jacks - attach points, electrical connections, rigging and microswitch sliders.
- (5) Flap Position Transmitter Potentiometer - attach points and electrical connection.

LEFT		RIGHT				
MECH	INSP	MECH	INSP	200	400	800
	R/I QC-2		R/I QC-2			
				X		
	R/I QC-2		R/I QC-2			
				X		
NA		N/A				X
	R/I QC-2		R/I QC-2			
				X		
NA		N/A				X
	R/I QC-2		R/I QC-2			
				X		
	R/I QC-2		R/I QC-2			
					1,200 hours	DUE
	R/I QC-2		R/I QC-2			
				X		
	R/I QC-2		R/I QC-2			
				X		

EFFECTIVITY: ALL

	LEFT		RIGHT		200	400	800
	MECH	INSP	MECH	INSP			
(6) Check Flap Vane Segments - condition, failed or loose fasteners and security of attach plate. Ref. 27-50-00, Inspection/Check, para. 1.C.		<i>RII QC-2</i>		<i>RII QC-2</i>	X		
(7) Check Flap Vane Segments - separation of skin from honeycomb.		<i>RII QC-2</i>		<i>RII QC-2</i>	X		
(a) Visually inspect upper and lower surfaces for local bulging or looseness of skin.							
(b) Tap test by lightly tapping the skin with a coin or equivalent and comparing the sound at adjacent locations. Separation between skin and honeycomb core can readily be identified by a hollow sound compared to the response at solidly bonded areas. Ref. 27-50-00, Inspection/Check, para. B. (2), (3).	<i>NA</i>		<i>N/A</i>			X	
B. Flap System Time-Exceed Relay Check.							
(1) Move Flaps to 12° or 20° position.	<i>NA</i>		<i>N/A</i>			X	
(2) Open Flap Control Circuit Breaker on Overhead Panel. Disconnect Flap Motor Plug P-26.	<i>NA</i>		<i>N/A</i>			X	
(3) Close Flap Position Indicator and Flap Control Circuit Breakers on Overhead Panel and Flap Circuit Breaker (CB2-5) on No. 2 DC Contactor Box.	<i>NA</i>		<i>N/A</i>			X	
(4) Activate Flap Selector to DOWN position.							
(a) On aircraft with a 1A Flap Control CB - Breaker should trip after 20±3 seconds. Repeat procedure in UP position.	<i>NA</i>		<i>N/A</i>			X	

EFFECTIVITY: ALL

5-20-03

	LEFT		RIGHT		200	400	800
	MECH	INSP	MECH	INSP			
(b) On aircraft with a 2A Flap Control CB - Breaker should trip after 20 + 6 -3 seconds. Repeat procedure in UP position.	N/A		N/A				
<u>NOTE:</u> The motor will not run.						X	
(5) Connect P-26 plug to Flap Motor. Reset Flap Control Circuit Breaker on Overhead Panel, check Flap operation.	N/A		N/A				X
C. Flap Comparator System - Test and Adjust. Refer to 27-50-00, Adjustment / Test	N/A		N/A				X
D. Aileron - General condition and security.							
(1) Skin and Rivets.						X	
(2) Torque Transfer Tubs.							
(a) Attach points, safety and exterior for corrosion.						X	
(b) Lubricate Rod Endc. Refer to 12-20-00, Maintenance Practices.						X	
(3) Aileron Trim Tab to Actuator - attach points and electrical connections.						X	
(4) Aileron Hinge Points:							
(a) Check all Bearings - looseness, roughness, safety and general condition.						X	
(b) Bonding Jumpers							
1 Condition, fraying and security.						X	
2 Control Surface Bonding. Refer to 23-60-00, Inspection / Check.	N/A		N/A				X

EFFECTIVITY: ALL

- I. Check operation of Fire Protection System. Refer to 26-00-00, Maintenance Practices, Paragraph 1A or 1B.
- J. Battery Temperature System - Perform Functional Test of Battery Temperature and Warning System. Refer to 24-30-01, Maintenance Practices.
- K. Check all Internal and External Lights including Cockpit 'Press-to-Test' Lights.
- L. Remove covers from the following listed electrical boxes and check inside for cleanliness, safety and condition of electrical parts.
 - (1) Forward Relay Box (below copilot seat).
 - (2) Fire Control Box (below pilot seat).
- M. Seats, Mountings and Seat Belts - Condition.
 - (1) Pilot.
 - (2) Copilot.
- N. Rudder Pedals, Linkage and Bellcrank.
 - (1) Brake Valve Linkages.
 - (2) Freedom of operation.
- O. Cabin Entrance Door. Ref. 52-10-00, Inspection/Check.
 - (1) Ease of operation.
 - (2) Door Hinges.
 - (3) Locking Mechanism.
 - (4) Door Seal condition.
 - (5) Clean and lubricate Door Seals - silicone lubricant recommended.

NOTE: Apply only a very light coat of lubricant; excessive lubricant will collect dirt and cause door seal leakage.

 - (6) Lubricate - Refer to 12-20-00, Maintenance Practices.

MECH	INSP	200	400	800
N/A			X	
LA	RIL QC-4	X		
LA	JA.	X		
NA			X	
NA			X	
NA			X	
NA			X	
NA			X	
LA	JA	X		
LA	JA	X		
LA	JA	X		
LA	JA	X		
LA	JA	X		
LA	RIL QC-4	X		

EFFECTIVITY: ALL

5-20-02

Page 203
Jan 31/2003

	LEFT		RIGHT		200	400	800
	MECH	INSP	MECH	INSP			
(5) Push-Pull Tube.							
(a) Inspect external surface of Tube for wear (particularly area of rollers). Maximum reduction of tube crosswise diameter is 0.012". Refer to FAA Airworthiness Directive No. 96-24-11.	N/A		N/A			X	
(b) Clean all Guide Rollers and check Rollers for smooth rotation.	N/A		N/A			X	
(6) Lubricate Trim Tab and Servo Tab Hinges from inside with LPS-3 or equivalent.						X	
(7) Aileron Bellcrank - check Travel Stops make contact in both directions of full travel - attach points and safety.						X	
(8) Check Aileron Control System Trim and Servo Tabs for free-play. Refer 27-10-00, Inspection / Check.	N/A		N/A				X
(9) Static Discharger Wicks and Bases.						X	
(a) Condition and security.						X	
(b) Static Wick Inspection / Check. 23-60-00, Inspection / Check.	N/A		N/A				X
(c) Wick Base Bonding Inspection/ Check. Refer 23-60-00, Inspection / Check.	N/A		N/A				X
E. Non-Icing Fuel Vent - obstruction and fuel leakage.						X	
F. Tip Tank.							
(1) Tip Tank and Wing Fillet - condition, security and fuel leaks.						X	

EFFECTIVITY: ALL

- (2) Vortex Generators - security of attachment and / or missing Generators. Refer 57-20-01.
 - (3) Navigation Light Lens (Position and Strobe) - condition and security.
 - (4) Landing Light - condition and security.
 - (5) Drain holes - cleanliness.
 - (6) Static Discharge Wicks and Bases.
 - (a) Condition and security.
 - (b) Static Wick Inspection / Check. 23-60-00, Inspection / Check.
 - (c) Wick Base Bonding Inspection / Check. Refer 23-60-00, Inspection / Check.
 - (7) Tip Tank Tail Cone Diverter Strip Bonding Inspection / Check. Refer 23-60-00, Inspection / Check.
 - F. Wing Skin - condition and fuel leakage.
 - G. Fuel Tank Drains - leakage.
 - H. Wing Skin Fairing - cracks and loose rivets.
 - I. All Plumbing attached along wing rear spar for proper routing, chafing, tube integrity, condition, security and leaks.
- NOTE:** Check for clearance between fluid lines and flap flex drive cables and aileron torque tubes while flaps and ailerons are moved through full travel.
- J. Speed Brakes and Lift Dumpers - condition, security, hydraulic leakage and microswitch (R/H outboard only).

LEFT		RIGHT		200	400	800
MECH	INSP	MECH	INSP			
	R11 QC-2		R11 QC-2	X		
	R11 QC-2		R11 QC-2	X		
	R11 QC-2		R11 QC-2	X		
	R11 QC-2		R11 QC-2	X		
	R11 QC-2		R11 QC-2	X		
	N/A		N/A		X	
	N/A		N/A		X	
	N/A		N/A		X	
	R11 QC-2		R11 QC-2	X		
	R11 QC-2		R11 QC-2	X		
	R11 QC-2		R11 QC-2	X		
	R11 QC-2		R11 QC-2	X		
	N/A		R11 QC-2	X		

EFFECTIVITY: ALL

- K. Wire Bundles entering Wing from Aft Fuselage - damage and security.
- L. Check Fuel Dump System:
- (1) Functional Check - Fuel Dump System. Refer 28-00-00, Maintenance Practices, Fuel System Operational Check, Paragraph 4.B.
 - (2) Check Fuel Dump System for operation only (without measuring time/quantity). Refer 28-00-00, Maintenance Practices, Fuel System Operational Check.
- M. Leading Edge and Pneumatic Deicer Boots - check condition.

LEFT		RIGHT		200	400	800
MECH	INSP	MECH	INSP			
	<i>R11</i> <i>QC-2</i>		<i>R11</i> <i>QC-2</i>	X		
<i>N/A</i>	<i>N/A</i>	<i>N/A</i>	<i>N/A</i>	<i>DUP P</i> <i>9498.2</i> <i>1,200 hours</i>		
<i>N/A</i>		<i>N/A</i>				X
	<i>R11</i> <i>QC-2</i>		<i>R11</i> <i>QC-2</i>	X		

EFFECTIVITY: ALL

5-20-03

Page 206
Jan 31/2003

MAIN LANDING GEAR - MAINTENANCE PRACTICES

1. Main Landing Gear

NOTE: Steps 1.A. thru 1.D. may be performed at tire change but not to exceed 200 hour intervals.

A. Remove Main Gear Wheels.

Refer 12-10-04, Maintenance Practices, Tire Servicing and 32-41-00, Removal / Installation.

- (1) Tire - wear, weather checking, oil saturation, cuts, flat spots, proper inflation, etc.
- (2) Wheel - corrosion, damage, overheat indication and wheel half retaining bolt looseness.
- (3) Drive Keys - looseness and wear.
- (4) Blow-Out Plugs - damage and leakage.
- (5) Wheel Axle.
 - (a) Check Axles for corrosion (internal and external), damage and evidence of irregular wear.
 - (b) Check exposed area for cracks - use dye penetrant inspection method.

LEFT		RIGHT		200	400	800
MECH	INSP	MECH	INSP			
				X		
				X		
				X		
				X		
				X		
				X		
					X	

MECH

EFFECTIVITY: ALL

5-20-04

	LEFT		RIGHT				
	MECH	INSP	MECH	INSP	200	400	800
(6) Anti-Skid Detectors - remove, check for corrosion and contamination. Clean as required and coat axle interior surface with Dow Corning 4 compound (MIL-S-8660B, Amendment 3). Install. Refer 32-44-06, Removal / Installation.				R11 QC-2	X		
B. Wheel Bearing, Bearing Cup and Spacer.							
(1) Remove, clean and inspect Bearing.				R11 QC-2	X		
(2) Inspect Cup for galling and spalling.				R11 QC-2	X		
(3) Pack Bearings. Refer 12-20-00, Maintenance Practices.				R11 QC-2	X		
C. Brake Assembly.							
(1) Brake Mounting Flange - cracks.				R11 QC-2	X		
(2) Brake Disc - cracks and maximum wear.				R11 QC-2	X		
(3) Brake Housing - leakage.				R11 QC-2	X		
(4) Brake Lines - chafing, frayed and leakage.				R11 QC-2	X		
D. Installation.							
(1) Install main gear wheels.				R11 QC-2	X		
(2) Check security of drive clip and cap. Check Clip gap is 0.140" ±0.010".				R11 QC-2	X		
(3) Anti-Skid System - check.							
(a) Anti-Skid Control Switch - OFF (both Anti-Skid INOP Lights ON)				R11 QC-4	X		
(b) Anti-Skid Control Switch - ON (both Anti-Skid INOP Lights OUT)				R11 QC-4	X		

MECH

EFFECTIVITY: ALL

5-20-04

E. Main Landing Gear - check for general condition, cracks, security of attachment and leakage.

- (1) Strut - check for proper service and correct inflation. Refer 12-10-04, Maintenance Practices.
- (2) Upper Body.
- (3) Fork.
- (4) Scissors.
- (5) Side Brace, Lugs and Fittings.
- (6) Retract Cylinders and Attaching Points.
- (7) Jury Brace.
- (8) Trunnion Retaining Bolts - tightness.
- (9) Microswitches.
- (10) Electrical Connections and Wire Harnesses.
- (11) Sealing Compound around Main Wheel Axle Plug Button Grommet and Anti-Skid Conduit upper flared end.

F. Wheel Well - check for general condition and security.

- (1) Uplock Assembly - leakage.
- (2) All Fluid Carrying Lines - chafing, damage, tube integrity and leakage.
- (3) Electrical Connections and Wire Bundles.
- (4) Structure - Paint condition and corrosion.
- (5) Main Gear Doors and Linkage.

LEFT		RIGHT				
MECH	INSP	MECH	INSP	200	400	800
N/A		N/A			X	
JH		JH		X		
JH		JH		X		
JH		JH		X		
JH		JH		X		
JH		JH		X		
JH		JH		X		
JH		JH		X		
JH		JH		X		
JH		JH		X		
JH		JH		X		
JH		JH		X		
JH		JH		X		
JH		JH		X		
JH		JH		X		
JH		JH		X		
JH		JH		X		

EFFECTIVITY: ALL

	LEFT		RIGHT		200	400	800
	MECH	INSP	MECH	INSP			
(6) Fuel Vent Lines and Clamps.	JH		JH		X		
(7) Microswitches - Uplock and Downlock.	JH		JH		X		
G. Lubricate Gear Assembly and Linkages. Refer 12-20-00, Maintenance Practices.					X		
(1) Remove upper and lower Actuator Attach Bolts and lubricate. Refer 12-20-00, Maintenance Practices.	N/A		NA			X	
H. Landing Gear - Functional Tests.							
(1) Normal System. Refer 32-30-00, Adjustment / Test.	N/A		N/A			X	
(2) Free Fall Extension. Refer 32-30-00, Adjustment/Test, Normal System Functional Test.	N/A		N/A			X	
(3) Emergency Gear Extension Control Cable. Refer 32-30-00, Adjustment / Test.	LB		LB		X		
(4) Emergency Extension System. Refer 32-30-00, Adjustment / Test.	N/A		N/A				X
I. Perform Anti-Skid System Functional Test. Refer 32-44-00, Adjustment / Test.	N/A		N/A			X	
J. Standby Attitude Gyro - before lowering aircraft from jacks, activate and check operation of Gyro:					X		
- For Aircraft 152, 154, 181, 187 - 244, 246 and 247, install Emergency Power Supply Unit.							
- For Aircraft 245, 248 - 442, engage Standby Attitude Gyro Circuit Breaker located on the Forward Relay Box under Copilot Seat.							

K. Lower Aircraft off jacks. Refer 7-10-00, Maintenance Practices.

NOTE: Ensure all other services and inspection checks required with aircraft on jacks are completed before aircraft jacks are lowered.

NOTE: After lowering aircraft from jacks, reactivate the items listed below:

- (1) Pitot and static heat for Aircraft 295 - 442, engage LH and RH PITOT STATIC HEAT Circuit Breakers located on Overhead Panel.
- (2) Angle of Attack (AOA) Heat - For model 1124A Aircraft only, 295 - 442, engage AOA Circuit Breaker located on Overhead Panel.

LEFT		RIGHT		200	400	800
MECH	INSP	MECH	INSP			
<i>SS</i>	<i>CS</i>			X		
<i>SS</i>	<i>CS</i>			X		
<i>SS</i>	<i>CS</i>			X		

EFFECTIVITY: ALL

5-20-04

THIS PAGE INTENTIONALLY LEFT BLANK

EFFECTIVITY: ALL

5-20-04

Page 206
Jan 31/2003

ENGINE, NACELLE AND PYLON - MAINTENANCE PRACTICES

NOTE: All items in this section (5-20-07) may be inspected at intervals of 300 hours to coincide with AlliedSignal Engine Inspections at the operators discretion.

1. Engine, Nacelle and Pylon

A. Inspect inlet nacelle for cracks, loose rivets, corrosion, security and general condition. Refer 54-00-00, Inspection / Check.

B. P₂T₂ Sensor.

(1) Condition and security.

(2) Heater Operational Test. Refer 30-20-00, Maintenance Practices.

C. Inspect cowl structure, doors, skin and latches for dents, cracks, fit, general condition and operation.

D. Inspect fire detector element for chafing, kinks, security and general condition.

E. Inspect low and high pressure bleed duct for leaks, cracks, fit and general condition.

NOTE: Inspect manifold assembly during engine Major Periodic Inspection or whenever the after body is removed.

F. Inspect the following systems and components for installation, clamping, security, condition, chafing, tube integrity, leakage and safety.

(1) Fuel Lines, Fuel Flow Transmitter, Pressure Switch.

LEFT		RIGHT		200	400	800
MECH	INSP	MECH	INSP			
LPB	RII QC-4	LPB	RII QC-4	X		
LPB	RII QC-4	LPB	RII QC-4	X		
LPB	RII QC-4	LPB	RII QC-4	X		
LPB	RII QC-4	LPB	RII QC-4	X		
LPB	RII QC-4	LPB	RII QC-4	X		
N/A		N/A				
LPB	RII QC-4	LPB	RII QC-4	X		

EFFECTIVITY: ALL

	LEFT		RIGHT		200	400	800
	MECH	INSP	MECH	INSP			
(2) Hydraulic Lines, Attenuator, Hydraulic Pump and Quick Disconnects.	LPS	OC-4 RII	LPS	OC-4 RII	X		
(3) Hydraulic Pump - Remove Drive Spline, inspect and lubricate. Refer 29-10-00, Inspection / Check.	N/A		N/A		X		
(4) Oil Pressure Lines, Pressure Transmitter and Low Pressure Switch.	LPS	OC-4 RII	LPS	OC-4 RII	X		
(5) Electrical Wiring, Connectors.	LPS	OC-4 RII	LPS	OC-4 RII	X		
G. Inspect Engine Mount and Attachment for security and general condition.	N/A		N/A			X	
H. Visually inspect Jet Tail Pipe Nozzles for dents, cracks, bulges and general condition.	LPS		LPS	OC-4 RII	X		
I. Check Engine Throttle System for freedom of movement, Control Cable routing, security of clamps, clearance and general condition.	N/A		N/A			X	
J. Check Pylons and Firewalls for cracks, condition of Firewall Sealant, security of Hydraulic, Fuel, Electrical Connections and Mechanical Feed-Throughs.	N/A		N/A			X	

EFFECTIVITY: ALL

5-20-07

150 HOUR FLIGHT HOURS INSPECTION - MAINTENANCE PRACTICES

NOTE: All items in this section (5-21-00) are to be inspected at 150 hour intervals.

1. Engine

Engine Periodic Inspection. Refer 72-00-00, Inspection / Check section of applicable AlliedSignal Aerospace Light Maintenance Manual.

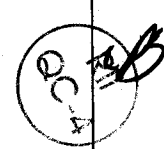






NOTE: For Engine, Nacelle and Pylon Inspection, Refer 5-20-07, Maintenance Practices.

2. Starter-Generator

- A. Electrical Leads and Cooling Duct - condition and security.
- B. Cooling Fan - nicks and blade damage.
- C. Brushes Wear Check - Refer 80-10-00, Maintenance Practices and / or Lucas Aerospace Maintenance Manual, File No. 23700.

3. General

- A. Check that a Preflight Inspection has been made.
- B. Check all applicable FAA Airworthiness Directives and Manufacturers' Service Bulletins. Make required log book entries.
- C. Check that all aircraft documents are current and in order before release of aircraft.

LEFT		RIGHT	
MECH	INSP	MECH	INSP
LPB		LPB	
LPB		LPB	
LPB 50% REMAINING		LPB 50% REMAINING	
			

EFFECTIVITY: ALL

TEMPORARY REVISION NO. 72-62

Table 603.1. [All Except 2A, 3-1J] Routine Periodic Inspection Record Form

AIRCRAFT SERIAL NO. _____ DATE _____

ENGINE SERIAL NO. _____ TOTAL ENGINE OPERATING HOURS _____

150 HOUR INSPECTION
(Refer to Table 603)

- Oil and Filter Analysis
- Chip Detector
- [Pre SB 72-3124, Pre SB 72-3128] Accessory Drive Splines - Starter/Generator and Alternator Drive Splines

MECHANIC	
L/H	R/H
LPB	LPB
LPB	LPB
N/A	

INSPECTOR

Inspector signature: N/A

Stamps: OCC RII, RII

300 HOUR INSPECTION
(Refer to Table 603)

- [Pre SB 72-3124, Pre SB 72-3128] Accessory Drive Splines - Starter/Generator and Alternator Drive Splines

600 - 800 HOUR INSPECTION
(Refer to Table 603)

- Electrical Wiring and Connections
- Plumbing Lines and Connections
- [Pre SB 74-3006] Igniter Plugs and Lead Terminals
- [Pre SB 74-3006] Ignition System

1000 - 1400 HOUR INSPECTION
(Refer to Table 603)

- [Post SB 74-3006] Igniter Plugs and Lead Terminals
- [Post SB 74-3006] Ignition System

Engine Serial: **77482**

JET-CARE INTERNATIONAL, INC

3 Saddle Road
Cedar Knolls NJ 07927

REPORT DATE: 1/20/2005

STARFLITE MANAGEMENT
DAVID LENTZ
9000 RANDOLPH ST

Telephone: (973) 292-9597
Facsimile: (973) 292-3030

ENGINE MODEL: TFE731-3-1G
AIRCRAFT TYPE: WW 1124A
AIRCRAFT SERIAL: 368
OIL TYPE: MOBIL JET OIL 254
MSP #:

HOUSTON, TX 77061
USA

CONTACT PHONE: 713-644-1128
FAX NUMBER: 713-644-8823

N8356
#1

LAB DATE: 2005/1/14
SAMPLE DATE: 1/10/2005
TSN: 8291 TSO: 0
CYCLES: 5,896
OIL HOURS: 0.0
FILTER HOURS: 155.0
FILTER WEIGHT: 8 MGS
FLASHPOINT: 0
RECOMMEND: **NORMAL**
LAB DATE: 2004/6/9
SAMPLE DATE: 6/7/2004
TSN: 8161 TSO: 0
CYCLES: 5,795
OIL HOURS: 140.0
FILTER HOURS: 140.0
FILTER WEIGHT: 11 MGS
FLASHPOINT: 0
RECOMMEND: **NORMAL**
LAB DATE: 2003/8/22
SAMPLE DATE: 8/18/2003
TSN: 7951 TSO: 0
CYCLES: 5,640
OIL HOURS: 509.0
FILTER HOURS: 99.0
FILTER WEIGHT: 11 MGS
FLASHPOINT: 0
RECOMMEND: **NORMAL**
LAB DATE: 2003/3/28
SAMPLE DATE: 3/21/2003
TSN: 7803 TSO: 0
CYCLES: 5,535
OIL HOURS: 1,160.0
FILTER HOURS: 147.0
FILTER WEIGHT: 7 MGS
FLASHPOINT: 0
RECOMMEND: **NORMAL**

CURRENT **NORMAL SAMPLE - CONTINUE SENDING SAMPLES AT THE RECOMMENDED INTERVAL**

FILTER RESULTS												
ST	ST	CB	ST	AL	ST	M50	COPR	SILV	MAGN	ALUM	GRIT	MISC
AMT:		TR						TR		TR	MA	
TYPE:		CS										
FORM:		FN										

LAB CODE: Q SAMPLE NUMBER: 00718

OIL RESULTS										
FE	CU	NI	CR	AG	MG	AL	PB	BE	TAN	
0.0	0.0	0.0	0.0	0.0	0.0	0.0	0.0	0.00	0.0	

OIL AND FILTER ANALYSIS FINDINGS

M. Yazar
Technician

PREVIOUS 1 **NORMAL SAMPLE - CONTINUE SENDING SAMPLES AT THE RECOMMENDED INTERVAL**

FILTER RESULTS												
ST	ST	CB	ST	AL	ST	M50	COPR	SILV	MAGN	ALUM	GRIT	MISC
AMT:		TR						TR	TR	TR	MA	
TYPE:		CS										
FORM:		FN										

LAB CODE: Q SAMPLE NUMBER: 00570

OIL RESULTS										
FE	CU	NI	CR	AG	MG	AL	PB	BE	TAN	
0.0	0.0	0.0	0.0	0.0	0.0	0.0	0.0	0.00	0.0	

OIL AND FILTER ANALYSIS FINDINGS

PREVIOUS 2 **NORMAL SAMPLE - CONTINUE SENDING SAMPLES AT THE RECOMMENDED INTERVAL**

FILTER RESULTS												
ST	ST	CB	ST	AL	ST	M50	COPR	SILV	MAGN	ALUM	GRIT	MISC
AMT:		TR						TR		TR	MA	
TYPE:		CS										
FORM:		FN										

LAB CODE: Q SAMPLE NUMBER: 01016

OIL RESULTS										
FE	CU	NI	CR	AG	MG	AL	PB	BE	TAN	
0.0	0.0	0.0	0.0	0.0	0.0	0.0	0.0	0.00	0.0	

OIL AND FILTER ANALYSIS FINDINGS

PREVIOUS 3 **NORMAL SAMPLE - CONTINUE SENDING SAMPLES AT THE RECOMMENDED INTERVAL**

FILTER RESULTS												
ST	ST	CB	ST	AL	ST	M50	COPR	SILV	MAGN	ALUM	GRIT	MISC
AMT:		TR						TR		TR	MA	
TYPE:		CS										
FORM:		FN										

LAB CODE: Q SAMPLE NUMBER: 01298

OIL RESULTS										
FE	CU	NI	CR	AG	MG	AL	PB	BE	TAN	
0.0	0.0	0.0	0.0	0.0	0.0	0.0	0.0	0.00	0.0	

OIL AND FILTER ANALYSIS FINDINGS

WINSOAP for Honeywell

01/20/2005 15:55

9737341632

JET_CARE

PAGE 01/02

#2 RENTAL N8356

Engine Serial: **77361**

JET-CARE INTERNATIONAL, INC

3 Saddle Road
Cedar Knolls NJ 07927
Telephone: (973) 292-9597
Facsimile: (973) 292-3030

REPORT DATE: 1/20/2005

STARFLITE MANAGEMENT
DAVID LENTZ
9000 RANDOLPH ST

HOUSTON, TX 77061
USA

CONTACT PHONE: 713-644-1128
FAX NUMBER: 713-644-8823

ENGINE MODEL: TFE731-3-1G
AIRCRAFT TYPE: WW1124
AIRCRAFT SERIAL: 368
OIL TYPE: MOBIL JET OIL 254
MSP #:

LAB DATE: 2005/1/14
SAMPLE DATE: 1/10/2005
TSN: 8641 TSO: 0
CYCLES: 8,170
OIL HOURS: 0.0
FILTER HOURS: 28.0
FILTER WEIGHT: 21 MGS
FLASHPOINT: 0

CURRENT **NORMAL SAMPLE - CONTINUE SENDING SAMPLES AT THE RECOMMENDED INTERVAL**

FILTER RESULTS												
ST	ST	CB	ST	AL	ST	M50	COPR	SILV	MAGN	ALUM	GRIT	MISC
AMT:		TR						TR		TR		MA
TYPE:		CS										
FORM:		FN										

OIL RESULTS									
FE	CU	NI	CR	AG	MG	AL	PB	BE	TAN
0.0	0.0	0.0	0.0	0.0	0.0	0.0	0.0	0.00	0.0

LAB CODE: Q SAMPLE NUMBER: 00717

M. Yezar
Technician

LAB COMMENT: SUPPLEMENT TO REPORT JCO5A717 SENT 1/17-05.

RECOMMEND: **NORMAL**
LAB DATE: 2004/1/30
SAMPLE DATE: 1/23/2004
TSN: 6570 TSO: 0
CYCLES: 5,333
OIL HOURS: 32.0
FILTER HOURS: 32.0
FILTER WEIGHT: 13 MGS
FLASHPOINT: 0

PREVIOUS 1 **NORMAL SAMPLE - CONTINUE SENDING SAMPLES AT THE RECOMMENDED INTERVAL**

FILTER RESULTS												
ST	ST	CB	ST	AL	ST	M50	COPR	SILV	MAGN	ALUM	GRIT	MISC
AMT:		TR					TR	TR		TR		MA
TYPE:		CS										SG
FORM:		FN										FN

OIL RESULTS									
FE	CU	NI	CR	AG	MG	AL	PB	BE	TAN
0.0	0.0	0.0	0.0	0.0	0.0	0.0	0.0	0.00	0.0

LAB CODE: Q SAMPLE NUMBER: 01629
MAINT PERFORMED: LOANER ENGINE

RECOMMEND: **NORMAL**
LAB DATE: 2001/11/19
SAMPLE DATE: 11/13/2001
TSN: 83 TSO: 0
CYCLES: 0
OIL HOURS: 83.0
FILTER HOURS: UNK
FILTER WEIGHT: 15 MGS
FLASHPOINT: 0
RECOMMEND: **UNKNOWN**

PREVIOUS 2 **UNDETERMINED RECOMMENDATION CODE**

FILTER RESULTS												
ST	ST	CB	ST	AL	ST	M50	COPR	SILV	MAGN	ALUM	GRIT	MISC
AMT:		TR						TR		TR		MA
TYPE:		CS										
FORM:		FN										

OIL RESULTS									
FE	CU	NI	CR	AG	MG	AL	PB	BE	TAN
0.2	-0.1	-1.0	-1.0	-1.0	-0.1	0.0	0.0	0.00	0.0

LAB CODE: Q SAMPLE NUMBER: 00037
MAINT PERFORMED: NO COMMENTS
LAB COMMENT: NO FILTER HOURS WERE SUBMITTED.

WINSOAP for Honeywell

01/20/2005 15:55

9737341632

JET_CARE

PAGE 02/02

1. Approving National Aviation Authority/Country: FAA/United States	2. AUTHORIZED RELEASE CERTIFICATE FAA Form 8130-3, AIRWORTHINESS APPROVAL TAG	3. Form Tracking Number: 0000256158-00001
--	---	--


4. Organization Name and Address	RAYTHEON AIRCRAFT COMPANY 9709 EAST CENTRAL P O BOX 85 WICHITA, KANSAS 67201-0085 PC 8	5. Work Order/Contract/ Invoice Number 0000824977-001310
----------------------------------	---	---

6. Item	7. Description	8. Part Number	9. Eligibility *	10. Quantity	11. Serial/Batch Number	12. Status/Work
0001	SEAL	935447	800	49.000	N/A	NEW

13. Remark
 AIRWORTHINESS APPROVAL - PARTS. THIS FORM IS NOT AN EXPORT APPROVAL

May be eligible for installation on models not listed in block 9, installer is responsible to verify eligibility for additional models

Certifies the items identified above were manufactured in conformity to: <input checked="" type="checkbox"/> Approved design data and are in a condition for safe operation. <input type="checkbox"/> Non-approved design data specified in Block 13.	14. <input checked="" type="checkbox"/> CFR 43.9 Return to Service <input type="checkbox"/> Other regulation specified in Block 13 Certifies that unless otherwise specified in Block 13, the work identified in Block 12 and described in Block 13 was accomplished in accordance with Title 14, Code of Federal Regulations, part 43 and in respect to that work, the items are approved for return to service.
---	---

15. Authorized Signature: 	16. Approval/ Authorization No: ODARF230339CE	20. Authorized Signature	21. Approval/ Certificate No.:
17. Name (Typed or Printed): Steve Mericle	18. Date (m/d/y): 12/15/2004	22. Name (Typed or Printed)	23. Date (m/d/y)

USER/INSTALLER RESPONSIBILITIES

It is important to understand that the existence of this Document alone does not automatically constitute authority to install the part/component/assembly.

Where the user/installer work in accordance with the national regulations of an Airworthiness Authority different than the Airworthiness Authority of the country specified in block 1 it is essential that the user/installer ensure that his/her Airworthiness Authority accepts parts/components/assemblies from the Airworthiness Authority of the country specified in block 1.

Statements in block 14 and 19 do not constitute installation certification. In all cases aircraft maintenance records must contain an installation certification issued in accordance with the national regulations by the user/installer before the aircraft may be flown.

1/10/05- N835G

1. Approving National Aviation Authority/Country: FAA/United States	2. AUTHORIZED RELEASE CERTIFICATE FAA Form 8130-3, AIRWORTHINESS APPROVAL TAG	3. Form Tracking Number: 10105456
--	---	--------------------------------------

4. Organization Name and Address: HONEYWELL INTERNATIONAL - ENGINES, SYSTEMS & SERVICES (PC413) P.O. BOX 52181 PHOENIX, AZ 850722181 c/o HARDWARE PRODUCT GROUP 1405 W. 240TH ST. HARBOR CITY, CA 90710	5. Work Order/Contract/Invoice Number: 3128209 002
---	---

6. Item:	7. Description:	8. Part Number:	9. Eligibility:*	10. Quantity:	11. Serial/Batch Number:	12. Status/Work:
1	FILTER	3070945-1	TFE731-60-1C TFE731-20R-1B VARIOUS OTHERS	18 EA 80 EA 80 EA	Lot# 0408004558 MLot:571750 Lot# 0408019161 MLot:570982 Lot# 0408019173 MLot:570982	NEW
***** CONTINUED *****						

13. Remarks: EXPORT. DIRECT SHIPMENT AUTHORIZATION.

Reprinted 08/19/04 by: Angelina Penalzoza Signature: *Angelina Penalzoza*

Customer P.O. # 4280

It is hereby certified that (a) the parts and/or materials reflected herein were produced under Federal Aviation Administration approved manufacturing and quality control systems/methods as set forth in FAA Production Approval to manufacture issued to Honeywell International Inc. and (b) such parts and/or materials are in an airworthy condition. Direct ship authorization from the Production Approval Holder is on file.

14. Certifies the items identified above were manufactured in conformity to: <input checked="" type="checkbox"/> Approved design data and are in a condition for safe operation. <input type="checkbox"/> Non-approved design data specified in Block 13.	19. <input type="checkbox"/> 14 CFR 43.9 Return to Service <input type="checkbox"/> Other regulation specified in Block 13 Certifies that unless otherwise specified in Block 13, the work identified in Block 12 and described in Block 13 was accomplished in accordance with Title 14, Code of Federal Regulations, part 43 and in respect to that work, the items are approved for return to service.
---	--

15. Authorized Signature: <i>Angelina Penalzoza</i>	16. Approval/Authorization No.: ODARF602216NM	20. Authorized Signature:	21. Approval/Certificate No.:
17. Name (Typed or Printed): Angelina Penalzoza	18. Date (m/d/y): 08/18/04	22. Name (Typed or Printed):	23. Date (m/d/y):

User/Installer Responsibilities

It is important to understand that the existence of this document alone does not automatically constitute authority to install the part/component/assembly.

Where the user/installer performs work in accordance with the national regulations of an airworthiness different than the airworthiness authority of the country specified in Block 1, it is essential that the user/installer ensures that his/her airworthiness authority accepts parts/components/assemblies from the airworthiness authority of the country specified in Block 1.

Statements in Blocks 14 & 19 do not constitute installation certification. In all cases, aircraft maintenance records must contain an installation certification issued in accordance with the national regulations by the user/installer before the aircraft may be flown.

1. Approving National Aviation Authority/Country: FAA/United States	AUTHORIZED RELEASE CERTIFICATE FAA Form 8130-3, AIRWORTHINESS APPROVAL TAG	3. Form Tracking Number: 10105456
--	--	--------------------------------------

4. Organization Name and Address: HONEYWELL INTERNATIONAL - ENGINES, SYSTEMS & SERVICES (PC413) P.O. BOX 52181 PHOENIX, AZ 850722181 c/o HARDWARE PRODUCT GROUP 1405 W. 240TH ST. HARBOR CITY, CA 90710	5. Work Order/Contract/Invoice Number: 3128209 002
---	---

6. Item:	7. Description:	8. Part Number:	9. Eligibility:*	10. Quantity:	11. Serial/Batch Number:	12. Status/Work:
			***** CONTINUED *****	80 EA	Lot# 0408019177 MLot:570982	
				80 EA	Lot# 0408019178 MLot:570982	
				80 EA	Lot# 0408019179 MLot:570982	

13. Remarks: EXPORT. DIRECT SHIPMENT AUTHORIZATION.
Reprinted 08/19/04 by: Angelina Penalzoa Signature: Angelina Penalzoa
Customer P.O. # 4280
It is hereby certified that (a) the parts and/or materials reflected herein were produced under Federal Aviation Administration approved manufacturing and quality control systems/methods as set forth in FAA Production Approval to manufacture issued to Honeywell International Inc. and (b) such parts and/or materials are in an airworthy condition. Direct ship authorization from the Production Approval Holder is on file.

14. Certifies the items identified above were manufactured in conformity to: <input checked="" type="checkbox"/> Approved design data and are in a condition for safe operation. <input type="checkbox"/> Non-approved design data specified in Block 13.	19. <input type="checkbox"/> 14 CFR 43.9 Return to Service <input type="checkbox"/> Other regulation specified in Block 13 Certifies that unless otherwise specified in Block 13, the work identified in Block 12 and described in Block 13 was accomplished in accordance with Title 14, Code of Federal Regulations, part 43 and in respect to that work, the items are approved for return to service.
---	---

15. Authorized Signature: <u>Angelina Penalzoa</u>	16. Approval/Authorization No.: ODARF602216NM	20. Authorized Signature:	21. Approval/Certificate No.:
17. Name (Typed or Printed): Angelina Penalzoa	18. Date (m/d/y): 08/18/04	22. Name (Typed or Printed):	23. Date (m/d/y):

User/Installer Responsibilities

It is important to understand that the existence of this document alone does not automatically constitute authority to install the part/component/assembly.

Where the user/installer performs work in accordance with the national regulations of an airworthiness different than the airworthiness authority of the country specified in Block 1, it is essential that the user/installer ensures that his/her airworthiness authority accepts parts/components/assemblies from the airworthiness authority of the country specified in Block 1.

Statements in Blocks 14 & 19 do not constitute installation certification. In all cases, aircraft maintenance records must contain an installation certification issued in accordance with the national regulations by the user/installer before the aircraft may be flown.

1. Approving National Aviation Authority/Country: FAA/UNITED STATES	2. AUTHORIZED RELEASE CERTIFICATE FAA Form 8130-3, AIRWORTHINESS APPROVAL TAG	3. Form Tracking Number: 145191
---	--	------------------------------------

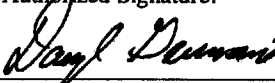
4. Organization Name and Address: HONEYWELL INTERNATIONAL - ENGINES & SYSTEMS (PC413) 111 S. 34th St, PHOENIX, AZ 85072-2181	C/O KAPCO 3120 E. Enterprise Brea, CA 92821	5. Work Order/Contract/Invoice Number: 910290-00
--	---	---

6. Item:	7. Description:	8. Part Number:	9. Eligibility: *	10. Quantity:	11. Serial/Batch Number:	12. Status/Work:
1	PACKING	S9413-036	ALF502R-3	203	77569-03	NEW

13. Remarks: "DIRECT SHIPMENT AUTHORIZATION"

* EXPORT *

14. Certifies the items identified above were manufactured in conformity to: <input checked="" type="checkbox"/> Approved design data and are in a condition for safe operation. <input type="checkbox"/> Non-approved design data specified in Block 13.	19. <input type="checkbox"/> 14 CFR 43.9 Return to Service <input type="checkbox"/> Other regulation specified in Block 13 Certifies that unless otherwise specified in Block 13, the work identified in Block 12 and described in Block 13 was accomplished in accordance with Title 14, Code of Federal Regulations, part 43 and in respect to that work, the items are approved for return to service.
---	--

15. Authorized Signature: 	16. Approval/Authorization No.: ODARF602216NM	20. Authorized Signature:	21. Approval/Certificate No.:
17. Name (Typed or Printed): DARYL GERMAINE 8130dwg	18. Date (m/d/y): 05/03/04	22. Name (Typed or printed):	23. Date (m/d/y):

User/Installer Responsibilities

It is important to understand that the existence of this document alone does not automatically constitute authority to install the part/component/assembly. Where the user/installer performs work in accordance with the national regulations of an airworthiness authority different than the airworthiness authority of the country specified in Block 1, it is essential that the user/installer ensures that his/her airworthiness authority accepts parts/components/assemblies from the airworthiness authority of the country specified in Block 1.

Statements in Blocks 14 and 19 do not constitute installation certification. In all cases, aircraft maintenance records must contain an installation certification issued in accordance with the national regulations by the user/installer before the aircraft may be flown.

FAA-PMA

Applied Energy Technology Corp.

Tempe, Arizona

Mfg. Code 57597

AETC P/N AE13083-5 A

C. Service Life: 10 Years Total
(from month and year on cartridge)

Eligibility for Installation:

Aerostar (Smith) PA-60-600 (Aerostar 600), PA-60-601 (Aerostar 601); Avion Marcel Dassault Falcon 10; Raytheon Corp. Jets, Inc. (formerly Beech Aircraft Corp.) D-18 Series, 35 Series, C45 Series, 50 Series, 60, A60, B60, 65-80 Series, 90 Series, 95-55 Series, 56TC, 99 Series, 100 Series, 200 Series, 300, B300, 400, 400A, 1900, 1900C, 1900D; Bell 204B, 205A, 206, 212, 214B, 214ST, 222, 412; Cessna 172 Series, 175 Series, 300 Series, 400 Series 500, 501, 525, 550, S550, 551, 552, 560, 650; Construcciones Aeronauticas, S.A. (CASA) CN-235, CN-235-100; Dassault Mystere-Falcon 20-C5, -D5, -E5, -F5, Mystere Falcon 50; de Havilland DHC-6-1, -100, -200, -300; Dornier-Werke GmbH/Dornier Luftfahrt GmbH Do 228-100, 228-101, 228-200, 228-201, 228-202, 228-212; Fairchild SA-26T, SA-26AT, SA226T, SA226-AT, SA226-T(B), SA227-AT, SA227-TT, SA226-TC, SA227-AC (C-26A), SA227-BC (C-26A), SA227-PC, SA227-CC, SA227-DC (C-26A); Eurocopter Deutschland GmbH MBB-BK 117 A-1, A-3, A-4, B-1, B-2, C-1; Israel Aircraft Industries, Ltd. Astra SPX 1121, 1121A, 1121B, 1123, 1124, 1124A, 1125; Westwind Astra, Astra SPX; Learjet Learjet 24, 24A, 24B, 24B-A, 24C, 24D, 24D-A, 24E, 24F, 24F-A, 25, 25A, 25B, 25C, 25D, 25F, 28, 29, 35, 35A (C-21A), 36, 36A, 55, 55B, 55C; Piper PA-23, -23-160, -23-235, -23-250, (Navy UO-1), -E23-250, PA-31, -31-300, -31-325, -31-350, -31P, -31T, -31T1, -31T2, -31T3, -31P-350; Raytheon Corporate Jets DH.125-1A, 1A/ 522, DH.125-1A/ S-522, DH.125-3A, -3A/R, DH.125-1A/R-522, DH.125-3A/RA, DH.125-400A BAe 125-800A, -1000A; Sabreliner NA-265-60, -80.

FAA-PMA

Applied Energy Technology Corp.

Tempe, Arizona

Mfg. Code 57597

AETC P/N AE13083-5 A

C. Service Life: 10 Years Total
(from month and year on cartridge)

Eligibility for Installation:

Aerostar (Smith) PA-60-600 (Aerostar 600), PA-60-601 (Aerostar 601); Avion Marcel Dassault Falcon 10; Raytheon Corp. Jets, Inc. (formerly Beech Aircraft Corp.) D-18 Series, 35 Series, C45 Series, 50 Series, 60, A60, B60, 65-80 Series, 90 Series, 95-55 Series, 56TC, 99 Series, 100 Series, 200 Series, 300, B300, 400, 400A, 1900, 1900C, 1900D; Bell 204B, 205A, 206, 212, 214B, 214ST, 222, 412; Cessna 172 Series, 175 Series, 300 Series, 400 Series 500, 501, 525, 550, S550, 551, 552, 560, 650; Construcciones Aeronauticas, S.A. (CASA) CN-235, CN-235-100; Dassault Mystere-Falcon 20-C5, -D5, -E5, -F5, Mystere Falcon 50; de Havilland DHC-6-1, -100, -200, -300; Dornier-Werke GmbH/Dornier Luftfahrt GmbH Do 228-100, 228-101, 228-200, 228-201, 228-202, 228-212; Fairchild SA-26T, SA-26AT, SA226T, SA226-AT, SA226-T(B), SA227-AT, SA227-TT, SA226-TC, SA227-AC (C-26A), SA227-BC (C-26A), SA227-PC, SA227-CC, SA227-DC (C-26A); Eurocopter Deutschland GmbH MBB-BK 117 A-1, A-3, A-4, B-1, B-2, C-1; Israel Aircraft Industries, Ltd. Astra SPX 1121, 1121A, 1121B, 1123, 1124, 1124A, 1125; Westwind Astra, Astra SPX; Learjet Learjet 24, 24A, 24B, 24B-A, 24C, 24D, 24D-A, 24E, 24F, 24F-A, 25, 25A, 25B, 25C, 25D, 25F, 28, 29, 35, 35A (C-21A), 36, 36A, 55, 55B, 55C; Piper PA-23, -23-160, -23-235, -23-250, (Navy UO-1), -E23-250, PA-31, -31-300, -31-325, -31-350, -31P, -31T, -31T1, -31T2, -31T3, -31P-350; Raytheon Corporate Jets DH.125-1A, 1A/ 522, DH.125-1A/ S-522, DH.125-3A, -3A/R, DH.125-1A/R-522, DH.125-3A/RA, DH.125-400A BAe 125-800A, -1000A; Sabreliner NA-265-60, -80.

FAA-PMA

Applied Energy Technology Corp.

Tempe, Arizona

Mfg. Code 57597

AETC P/N AE13083-5 A

Cartridge Life: 10 Years Total
(from month and year on cartridge)

Eligibility for Installation:

Aerostar (Smith) PA-60-600 (Aerostar 600), PA-60-601 (Aerostar 601); Avion Marcel Dassault Falcon 10; Raytheon Corp. Jets, Inc. (formerly Beech Aircraft Corp.) D-18 Series, 35 Series, C45 Series, 50 Series, 60, A60, B60, 65-80 Series, 90 Series, 95-55 Series, 56TC, 99 Series, 100 Series, 200 Series, 300, B300, 400, 400A, 1900, 1900C, 1900D; Bell 204B, 205A, 206, 212, 214B, 214ST, 222, 412; Cessna 172 Series, 175 Series, 300 Series, 400 Series 500, 501, 525, 550, S550, 551, 552, 560, 650; Construcciones Aeronauticas, S.A. (CASA) CN-235, CN-235-100; Dassault Mystere-Falcon 20-C5, -D5, -E5, -F5, Mystere Falcon 50; de Havilland DHC-6-1, -100, -200, -300; Dornier-Werke GmbH/Dornier Luftfahrt GmbH Do 228-100, 228-101, 228-200, 228-201, 228-202, 228-212; Fairchild SA-26T, SA-26AT, SA226T, SA226-AT, SA226-T(B), SA227-AT, SA227-TT, SA226-TC, SA227-AC (C-26A), SA227-BC (C-26A), SA227-PC, SA227-CC, SA227-DC (C-26A); Eurocopter Deutschland GmbH MBB-BK 117 A-1, A-3, A-4, B-1, B-2, C-1; Israel Aircraft Industries, Ltd. Astra SPX 1121, 1121A, 1121B, 1123, 1124, 1124A, 1125; Westwind Astra, Astra SPX; Learjet Learjet 24, 24A, 24B, 24B-A, 24C, 24D, 24D-A, 24E, 24F, 24F-A, 25, 25A, 25B, 25C, 25D, 25F, 28, 29, 35, 35A (C-21A), 36, 36A, 55, 55B, 55C; Piper PA-23, -23-160, -23-235, -23-250, (Navy UO-1), -E23-250, PA-31, -31-300, -31-325, -31-350, -31P, -31T, -31T1, -31T2, -31T3, -31P-350; Raytheon Corporate Jets DH.125-1A, 1A/ 522, DH.125-1A/ S-522, DH.125-3A, -3A/R, DH.125-1A/R-522, DH.125-3A/RA, DH.125-400A BAe 125-800A, -1000A; Sabreliner NA-265-60, -80.

FAA-PMA

Applied Energy Technology Corp.

Tempe, Arizona

Mfg. Code 57597

AETC P/N AE13083-5 A

C **Service Life: 10 Years Total**
(from month and year on cartridge)

Eligibility for Installation:

Aerostar (Smith) PA-60-600 (Aerostar 600), PA-60-601 (Aerostar 601); Avion Marcel Dassault Falcon 10; Raytheon Corp. Jets, Inc. (formerly Beech Aircraft Corp.) D-18 Series, 35 Series, C45 Series, 50 Series, 60, A60, B60, 65-80 Series, 90 Series, 95-55 Series, 56TC, 99 Series, 100 Series, 200 Series, 300, B300, 400, 400A, 1900, 1900C, 1900D; Bell 204B, 205A, 206, 212, 214B, 214ST, 222, 412; Cessna 172 Series, 175 Series, 300 Series, 400 Series 500, 501, 525, 550, S550, 551, 552, 560, 650; Construcciones Aeronauticas, S.A. (CASA) CN-235, CN-235-100; Dassault Mystere-Falcon 20-C5, -D5, -E5, -F5, Mystere Falcon 50; de Havilland DHC-6-1, -100, -200, -300; Dornier-Werke GmbH/Dornier Luftfahrt GmbH Do 228-100, 228-101, 228-200, 228-201, 228-202, 228-212; Fairchild SA-26T, SA-26AT, SA226T, SA226-AT, SA226-T(B), SA227-AT, SA227-TT, SA226-TC, SA227-AC (C-26A), SA227-BC (C-26A), SA227-PC, SA227-CC, SA227-DC (C-26A); Eurocopter Deutschland GmbH MBB-BK 117 A-1, A-3, A-4, B-1, B-2, C-1; Israel Aircraft Industries, Ltd. Astra SPX 1121, 1121A, 1121B, 1123, 1124, 1124A, 1125; Westwind Astra, Astra SPX; Learjet Learjet 24, 24A, 24B, 24B-A, 24C, 24D, 24D-A, 24E, 24F, 24F-A, 25, 25A, 25B, 25C, 25D, 25F, 28, 29, 35, 35A (C-21A), 36, 36A, 55, 55B, 55C; Piper PA-23, -23-160, -23-235, -23-250, (Navy UO-1), -E23-250, PA-31, -31-300, -31-325, -31-350, -31P, -31T, -31T1, -31T2, -31T3, -31P-350; Raytheon Corporate Jets DH.125-1A, 1A/ 522, DH.125-1A/ S-522, DH.125-3A, -3A/R, DH.125-1A/R-522, DH.125-3A/RA, DH.125-400A BAe 125-800A, -1000A; Sabreliner NA-265-60, -80.

1. Approving National Aviation Authority/Country: FAA/United States		2. AUTHORIZED RELEASE CERTIFICATE FAA Form 8130-3, AIRWORTHINESS APPROVAL TAG				3. Form Tracking Number: AETC 0502	
4. Organization Name and Address: Applied Energy Technology Corp. 2105 South Hardy Drive #20 Tempe, AZ. USA 85282-1924 (PQ1989NM)					5. Work Order/Contract/Invoice Number: AETC Invoice #3589		
6. Item:	7. Description:	8. Part Number:	9. Eligibility: *	10. Quantity:	11. Serial/Batch Number:	12. Status/Work:	
1	Cartridge, Fire Extinguisher	AE13083-5	Aerostar (Smith) PA-60-600 (Aerostar 600). (for complete list of eligibility see attachment)	289	Lot AEN 1-78	NEW	
13. Remarks: FAA-PMA PART. AIRWORTHINESS APPROVAL-PARTS. END.							
14. Certifies the items identified above were manufactured in conformity to: <input checked="" type="checkbox"/> Approved design data and are in a condition for safe operation. <input type="checkbox"/> Non-approved design data specified in Block 13.				19. <input type="checkbox"/> 14 CFR 43.9 Return to Service <input type="checkbox"/> Other regulation specified in Block 13 Certifies that unless otherwise specified in Block 13, the work identified in Block 12 and described in Block 13 was accomplished in accordance with Title 14, Code of Federal Regulations, part 43 and in respect to that work, the items are approved for return to service.			
15. Authorized Signature: 		16. Approval/Authorization No.: DMIR602521NM		20. Authorized Signature:		21. Approval/Certificate No.:	
17. Name (Typed or Printed): Michael A. Schuetz		18. Date (m/d/y): 10/18/04		22. Name (Typed or Printed):		23. Date (m/d/y):	
User/Installer Responsibilities							
<p>It is important to understand that the existence of this document alone does not automatically constitute authority to install the part/component/assembly.</p> <p>Where the user/installer performs work in accordance with the national regulations of an airworthiness authority different than the airworthiness authority of the country specified in Block 1, it is essential that the user/installer ensures that his/her airworthiness authority accepts parts/components/assemblies from the airworthiness authority of the country specified in Block 1.</p> <p>Statements in Blocks 14 and 19 do not constitute installation certification. In all cases, aircraft maintenance records must contain an installation certification issued in accordance with the national regulations by the user/installer before the aircraft may be flown.</p>							

APPLIED ENERGY TECHNOLOGY CORP.

2105 South Hardy Drive, Suite 20 • Tempe, Arizona 85282-1924 • (480) 894-1719 • FAX (480) 894-8375

SALES ORDER NUMBER 3361

CUSTOMER P.O. NO. 828

LOT NO. AEN 1-78

LOAD DATE 10/04

CERTIFICATION

TO: Flight Safety Equipment, Inc.
P.O. Box 4468
115 Village Place Ste. A
Dillon, CO 80435-4468

SELLER CERTIFIES THAT:

- 1) These materials or parts were produced in conformance with all contractual Government and Buyer Specifications as referenced in, or furnished with, the above purchase order.
- 2) The material or parts furnished under the above purchase order and job number were produced either from materials for which the seller has available for examination chemical and/ or physical test reports or other evidence of conformance to applicable specifications.
- 3) All processes required in the production of the parts or materials listed below were performed by a facility specifically approved or certified by the sellers cognizant Government Agency when such approval or certification is required by an applicable specification.

<u>PART NUMBER</u>	<u>QUANTITY</u>	<u>DESCRIPTION</u>
<u>AETC P/N AE13083-5 A</u>	<u>289</u>	<u>Cartridge</u>
_____	_____	_____

ACC 
Q.C. AUTHORIZED SIGNATURE
Mike Schuetz

October 18, 2004
DATE

FORM #171

REVISED 8/99

Tempe, Arizona

1978



2004

Burton, Texas

1. Approving National Aviation Authority/Country: FAA/UNITED STATES	2. AUTHORIZED RELEASE CERTIFICATE FAA Form 8130-3, AIRWORTHINESS APPROVAL TAG	3. Form Tracking Number: FD2MA0325001
---	---	---

4. Organization Name and Address: Duncan Aviation/Lincoln Airport/Lincoln, NE 68524	5. Work Order/Contract/Invoice Number: FD2MA
---	--

6.	7. Description:	8. Part Number:	9. Eligibility: *	10. Quantity:	11. Serial/Batch Number:	12. Status/Work:
325	AUTOPILOT PANEL	622-0141-023	N/A	001	2539	Inspected

13. Remarks:

CUSTOMER:DUNCAN AVIATION

Discrepancy: Function test.


Preliminary Findings: Bench checked unit and found in serviceable condition. ✓

Corrective Actions: Function tested unit per manufacturer's maintenance manual.

TECHNICIAN:MATTHEW T. BAKER

This document constitutes a signed copy of the work order.

14. Certifies the items identified above were manufactured in conformity to: <input type="checkbox"/> Approved design data and are in a condition for safe operation. <input type="checkbox"/> Non-approved design data specified in Block 13.	19. <input checked="" type="checkbox"/> 14 CFR 43.9 Return to Service <input type="checkbox"/> Other regulation specified in Block 13 Certifies that unless otherwise specified in Block 13, the work identified in Block 12 and described in Block 13 was accomplished in accordance with Title 14, Code of Federal Regulations, part 43 and in respect to that work, the items are approved for return to service.
--	---

15. Authorized Signature:	16. Approval/Authorization No.:	20. Authorized Signature:  <small>Duncan QI 43</small>	21. Approval/Certificate No.: JGVR194F
17. Name (Typed or Printed):	18. Date (m/d/y):	22. Name (Typed or Printed): STEVE J. KRINGS	23. Date (m/d/y): 9/21/04

User/Installer Responsibilities

It is important to understand that the existence of this document alone does not automatically constitute authority to install the part/component/assembly.

When the user/installer performs work in accordance with the national regulations of an airworthiness authority different than the airworthiness authority of the country specified in Block 1, it is essential that the user/installer ensures that his/her airworthiness authority accepts parts/components/assemblies from the airworthiness authority of the country specified in Block 1.

Statements in blocks 14 and 19 do not constitute installation certification. In all cases, aircraft maintenance records must contain an installation certification issued in accordance with the national regulations by the user/installer before the aircraft may be flown.

1. Approving National Aviation Authority/Country: FAA/UNITED STATES	2. AUTHORIZED RELEASE CERTIFICATE FAA Form 8130-3, AIRWORTHINESS APPROVAL TAG	3. Form Tracking Number: FEAXA0325001
---	---	---

4. Organization Name and Address: Duncan Aviation/Lincoln Airport/Lincoln, NE 68524	5. Work Order/Contract/Invoice Number: FEAXA
---	--

6. QTY	7. Description:	8. Part Number:	9. Eligibility: *	10. Quantity:	11. Serial/Batch Number:	12. Status/Work:
325	AUTOPILOT AMPLIFIER	622-3108-016	N/A	001	2481	Inspected

13. Remarks:

CUSTOMER: DUNCAN AVIATION

Discrepancy: Recertify.

Preliminary Findings: Bench tested and found the unit serviceable.

Corrective Actions: Unit function tested per Manufacturer's Maintenance Manual.

TECHNICIAN: MATTHEW T. BAKER

This document constitutes a signed copy of the work order.

14. Certifies the items identified above were manufactured in conformity to: <input type="checkbox"/> Approved design data and are in a condition for safe operation. <input type="checkbox"/> Non-approved design data specified in Block 13.	19. <input checked="" type="checkbox"/> 14 CFR 43.9 Return to Service <input type="checkbox"/> Other regulation specified in Block 13 Certifies that unless otherwise specified in Block 13, the work identified in Block 12 and described in Block 13 was accomplished in accordance with Title 14, Code of Federal Regulations, part 43 and in respect to that work, the items are approved for return to service.
--	---

15. Authorized Signature:	16. Approval/Authorization No.:	20. Authorized Signature: <i>Steve Krings</i>	21. Approval/Certificate No.: JGVR194F
17. Name (Typed or Printed):	18. Date (m/d/y):	22. Name (Typed or Printed): STEVE J. KRINGS	23. Date (m/d/y): 1/11/05

User/Installer Responsibilities

It is important to understand that the existence of this document alone does not automatically constitute authority to install the part/component/assembly.

When the user/installer performs work in accordance with the national regulations of an airworthiness authority different than the airworthiness authority of the country specified in Block 1, it is essential that the user/installer ensures that his/her airworthiness authority accepts parts/components/assemblies from the airworthiness authority of the country specified in Block 1.

Statements in blocks 14 and 19 do not constitute installation certification. In all cases, aircraft maintenance records must contain an installation certification issued in accordance with the national regulations by the user/installer before the aircraft may be flown.

1. Approving National Aviation Authority/Country: FAA/UNITED STATES	2. AUTHORIZED RELEASE CERTIFICATE FAA Form 8130-3, AIRWORTHINESS APPROVAL TAG	3. Form Tracking Number: NV28A0001001
---	---	---

4. Organization Name and Address: Duncan Aviation/Lincoln Airport/Lincoln, NE 68524	5. Work Order/Contract/Invoice Number: NV28A
---	--

6.	7. Description:	8. Part Number:	9. Eligibility: *	10. Quantity:	11. Serial/Batch Number:	12. Status/Work:
001	AUTOPILOT COMPUTER	522-2901-016	N/A	001	2059	Inspected

13. Remarks:

CUSTOMER:DUNCAN AVIATION

Discrepancy: N/C exchange. Bench check.

Preliminary Findings: Bench checked unit and found in serviceable condition.

Corrective Actions: Function tested unit per Collins APC-80() Autopilot Computer Instruction Book.

TECHNICIAN:ANDREW BERG

This document constitutes a signed copy of the work order.

14. Certifies the items identified above were manufactured in conformity to: <input type="checkbox"/> Approved design data and are in a condition for safe operation. <input type="checkbox"/> Non-approved design data specified in Block 13.	19. <input checked="" type="checkbox"/> 14 CFR 43.9 Return to Service <input type="checkbox"/> Other regulation specified in Block 13 Certifies that unless otherwise specified in Block 13, the work identified in Block 12 and described in Block 13 was accomplished in accordance with Title 14, Code of Federal Regulations, part 43 and in respect to that work, the items are approved for return to service.
--	---

15. Authorized Signature:	16. Approval/Authorization No.:	20. Authorized Signature: <small>DUNCAN 91472</small>	21. Approval/Certificate No.: JGVR194F
17. Name (Typed or Printed):	18. Date (m/d/y):	22. Name (Typed or Printed): AARON J. SPULAK	23. Date (m/d/y): 12/28/04

User/Installer Responsibilities

It is important to understand that the existence of this document alone does not automatically constitute authority to install the part/component/assembly.

When the user/installer performs work in accordance with the national regulations of an airworthiness authority different than the airworthiness authority of the country specified in Block 1, it is essential that the user/installer ensures that his/her airworthiness authority accepts parts/components/assemblies from the airworthiness authority of the country specified in Block 1.

Statements in blocks 14 and 19 do not constitute installation certification. In all cases, aircraft maintenance records must contain an installation certification issued in accordance with the national regulations by the user/installer before the aircraft may be flown.



Texas Aircraft Instruments, Inc.
 12101 Blume Avenue, Bldg. 396
 Houston, Texas 77034
 (281) 484-TEXAS (8392)
 (281) 484-0595 Fax
 FAA Repair Sta. #HE2R869K

WORKORDER

DATE	W/O NO.
1/17/2005	23690

PAID
 (non-posting)

BILL TO

STARFLITE
 9000 RANDOLPH
 HOUSTON, TX 77061
 713-644-1128

SHIP TO

P.O. NO.	TERMS	DUE DATE	SHIP DATE	SHIP VIA	FOB
----------	-------	----------	-----------	----------	-----

Net 30 2/16/2005 1/17/2005

ITEM	DESCRIPTION	PART NUMBER	SERIAL NUMBER	MECH	INSP
------	-------------	-------------	---------------	------	------

- | | | | | | |
|---|--|--------------|------|-----------|------|
| 1 | ALTIMETER, KOLLSMAN
<i>Tested & Certified</i> | B4420210014 | 501 | <i>MA</i> | |
| 2 | ENCODING ALTIMETER, COLLINS
<i>Tested & Certified</i> | 622-3975-003 | 1152 | <i>MA</i> | |
| 3 | AIR DATA COMPUTER, COLLINS
Tax
<i>Tested & Certified</i> | 622-5465-214 | 1080 | <i>MA</i> | 0.00 |

ALTIMETER'S AND AIR DATA COMPUTER CERTIFIED TO COMPLY WITH FAR PART 43 APPENDIX E TO 50,000 FT .

INSPECTOR <i>[Signature]</i>	M.R. ISSUED: <i>[Signature]</i> \$0.00
------------------------------	---

JOB CARD FOR WORKORDER#

23690

NAME STARELITE **DATE** 1-19-05
ADDRESS _____ **PO#** _____
 _____ **TELEPHONE** _____
 _____ **POC** _____

Item#	Description	Part Number	Serial Number
1	ALTIMETER; KOLLSMAN	B4420210014	501

Fittings YES **Date Promised** ASAP
Complaint TEST
Preliminary Inspection OK


Hidden Damage NONE

Work Done TESTED AND CERTIFIED

Parts Used NONE

MAINTAINANCE RELEASE

TESTED & CERTIFIED
 REPAIRED, TESTED & CERTIFIED
 OVERHAULED & CERTIFIED
Mechanic X *A. H. Hester* **Inspector** *[Signature]*

1. Approving National Aviation Authority/Country: FAA/United States		2. AUTHORIZED RELEASE CERTIFICATE FAA Form 8130-3, AIRWORTHINESS APPROVAL TAG				3. Form Tracking Number: 23690 - 1	
4. Organization Name and Address: TEXAS AIRCRAFT INSTRUMENTS, INC. ~ FAA CRS# HE2R869K 12101 BLUME AVENUE, HOUSTON, TEXAS 77034 ~ (281) 484-TEXAS					5. Work Order/Contract/Invoice Number: 23690		
6. Item:	7. Description	8. Part Number:	9. Eligibility*	10. Quantity	11. Serial/Batch Number:	12. Status/Work:	
1	ALTIMETER; KOLLSMAN	B4420210014	VARIOUS	1	501	TESTED	
13. Remarks: TESTED AND CERTIFIED CERTIFIED TO COMPLY WITH FAR, PART 43 APPENDIX E TO 50,000 FT.							
14. Certifies the items identified above were manufactured in conformity to: Approved design data and are in a condition for safe operation. Non-approved design data specified in Block 13.				19. 14 CFR 43.9 Return to Service Other regulation specified in Block 13 Certifies that unless otherwise specified in Block 13, the work identified in Block 12 and described in Block 13 was accomplished in accordance with Title 14, Code of Federal Regulations part 43 and in respect to that work, the items are approved for return to service.			
15. Authorized Signature:		16. Approval/Authorization No.:		20. Authorized Signature:		21. Approval/Certificate No.:	
						HE2R869K	
17. Name(Typed or Printed):		18. Date(m/d/y):		22. Name (Typed or Printed):		23. Date(m/d/y):	
				J. Long		1-18-05	
User/Installer Responsibilities							
It is important to understand that the existence of this document alone does not automatically constitute authority to install the part/component/assembly. Where the user/installer performs work in accordance with the national regulations of an airworthiness authority different than the airworthiness authority of the country specified in Block 1, it is essential that the user/installer ensures that his/her airworthiness authority accepts parts/components/assemblies from the airworthiness authority of the country specified in Block 1. Statements in Blocks 14 and 19 do not constitute installation certification. In all cases, aircraft maintenance records must contain an installation certification issued in accordance with the national regulations by the user/installer before the aircraft may be flown.							

JOB CARD FOR WORKORDER#

23690

NAME STARFLITE **DATE** 1-18-05
ADDRESS _____ **PO#** _____
 _____ **TELEPHONE** _____
 _____ **POC** _____

Item#	Description	Part Number	Serial Number
2	ENCODING ALTIMETER ; COLLINS	622-3975-003	1152

Fittings NONE **Date Promised** AS AP.

Complaint TEST.

Preliminary Inspection OK


Hidden Damage NONE

Work Done TESTED AND CERTIFIED

Parts Used NONE

MAINTAINANCE RELEASE

TESTED & CERTIFIED
 REPAIRED, TESTED & CERTIFIED
 OVERHAULED & CERTIFIED
Mechanic *[Signature]* **Inspector** *[Signature]*

1. Approving National Aviation Authority/Country: FAA/United States		2. AUTHORIZED RELEASE CERTIFICATE FAA Form 8130-3, AIRWORTHINESS APPROVAL TAG				23690 - 2 3. Form Tracking Number:	
4. Organization Name and Address: TEXAS AIRCRAFT INSTRUMENTS, INC. ~ FAA CRS# HE2R869K 12101 BLUME AVENUE, HOUSTON, TEXAS 77034 ~ (281) 484-TEXAS					5. Work Order/Contract/Invoice Number: 23690		
6. Item:	7. Description	8. Part Number:	9. Eligibility*	10. Quantity	11. Serial/Batch Number:	12. Status/Work:	
2	ENCODING ALTIMETER	622-3975-003	VARIOUS	1	1152	TESTED	
13. Remarks: TESTED AND CERTIFIED CERTIFIED TO COMPLY WITH FAR, PART 43 APPENDIX E TO 50,000 FT.							
14. Certifies the items identified above were manufactured in conformity to: Approved design data and are in a condition for safe operation. Non-approved design data specified in Block 13.				19. 14 CFR 43.9 Return to Service Other regulation specified in Block 13 Certifies that unless otherwise specified in Block 13, the work identified in Block 12 and described in Block 13 was accomplished in accordance with Title 14, Code of Federal Regulations part 43 and in respect to that work, the items are approved for return to service.			
15. Authorized Signature:		16. Approval/Authorization No.:		20. Authorized Signature:		21. Approval/Certificate No.:	
						HE2R869K	
17. Name(Typed or Printed):		18. Date(m/d/y):		22. Name (Typed or Printed):		23. Date(m/d/y):	
				Jeff Long		1-18-05	
User/Installer Responsibilities							
It is important to understand that the existence of this document alone does not automatically constitute authority to install the part/component/assembly. Where the user/installer performs work in accordance with the national regulations of an airworthiness authority different than the airworthiness authority of the country specified in Block 1, it is essential that the user/installer ensures that his/her airworthiness authority accepts parts/components/assemblies from the airworthiness authority of the country specified in Block 1. Statements in Blocks 14 and 19 do not constitute installation certification. In all cases, aircraft maintenance records must contain an installation certification issued in accordance with the national regulations by the user/installer before the aircraft may be flown.							

JOB CARD FOR WORKORDER# 23690

NAME STARFLITE DATE 1-18-05
ADDRESS _____ PO# _____
TELEPHONE _____
POC _____

Item#	Description	Part Number	Serial Number
3	AIR DATA COMPUTOR ; COLLINS	622-5465-214	1080

Fittings YES 2 BLUE Date Promised ASAP

Complaint TEST

Preliminary inspection OK

Hidden Damage NONE

Work Done TESTED AND CERTIFIED



Parts Used NONE

MAINTAINANCE RELEASE

TESTED & CERTIFIED REPAIRED, TESTED & CERTIFIED OVERHAULED & CERTIFIED

Mechanic *[Signature]*

Inspector *[Signature]*

1. Approving National Aviation Authority/Country: FAA/United States		2. AUTHORIZED RELEASE CERTIFICATE FAA Form 8130-3, AIRWORTHINESS APPROVAL TAG				23690 - 3	
4. Organization Name and Address: TEXAS AIRCRAFT INSTRUMENTS, INC. ~ FAA CRS# HE2R869K 12101 BLUME AVENUE, HOUSTON, TEXAS 77034 ~ (281) 484-TEXAS						3. Form Tracking Number: 5. Work Order/Contract/Invoice Number: 23690	
6. Item:	7. Description	8. Part Number:	9. Eligibility*	10. Quantity	11. Serial/Batch Number:	12. Status/Work:	
3	AIR DATA COMPUTER ;	622-5465-214	VARIOUS	1	1080	TESTED	
13. Remarks: TESTED AND CERTIFIED CERTIFIED TO COMPLY WITH FAR, PART 43 APPENDIX E TO 50,000 FT.							
14. Certifies the items identified above were manufactured in conformity to: Approved design data and are in a condition for safe operation. Non-approved design data specified in Block 13.				19. 14 CFR 43.9 Return to Service Other regulation specified in Block 13 Certifies that unless otherwise specified in Block 13, the work identified in Block 12 and described in Block 13 was accomplished in accordance with Title 14, Code of Federal Regulations part 43 and in respect to that work, the items are approved for return to service.			
15. Authorized Signature:		16. Approval/Authorization No.:		20. Authorized Signature:		21. Approval/Certificate No.:	
						HE2R869K	
17. Name (Typed or Printed):		18. Date (m/d/y):		22. Name (Typed or Printed):		23. Date (m/d/y):	
						1-18-05	
User/Installer Responsibilities							
<p>It is important to understand that the existence of this document alone does not automatically constitute authority to install the part/component/assembly. Where the user/installer performs work in accordance with the national regulations of an airworthiness authority different than the airworthiness authority of the country specified in Block 1, it is essential that the user/installer ensures that his/her airworthiness authority accepts parts/components/assemblies from the airworthiness authority of the country specified in Block 1.</p> <p>Statements in Blocks 14 and 19 do not constitute installation certification. In all cases, aircraft maintenance records must contain an installation certification issued in accordance with the national regulations by the user/installer before the aircraft may be flown.</p>							

Fly with the Best

UNITED BATTERIES AND ACCESSORIES, INC.

7762 Braniff

Houston, TX 77061

Phone: 713-991-9111 • Fax: 713-991-9117

F.A.A. C.R.S. No. U9BR618Y

FORM #9016

SERVICEABLE PART

Customer

STAR FLITE

Make

JET
PS-823B/T

Nomenclature

Part No.

501-1075-02

Serial No.

1310

Work Accomplished

Overhauled



Bench Checked

Repaired

Other (Explain) _____

MAINTENANCE RELEASE

THE AIRCRAFT AND / OR COMPONENT IDENTIFIED ABOVE WAS INSPECTED IN ACCORDANCE WITH CURRENT REGULATIONS OF THE FEDERAL AVIATION ADMINISTRATION AND IS APPROVED FOR RETURN TO SERVICE. PERTINENT DETAILS ARE ON FILE AT THIS REPAIR STATION.

UNDER WORK ORDER NO.

8323

Signed

[Signature]

Date

1-21-05

UNITED BATTERIES AND ACCESSORIES, INC.
 CRS #U9BR618Y 7762 BRANIFF HOUSTON, TX 77061
 TEL: 713 991-9111 FAX: 713 991-9117
 E-MAIL: unitedbatteries@aol.com
 FORM #9007
 NiCad Battery Pack Work Order# 8323

Customer Starflite Date Received 1/17/05 Customer PO# N83SG
 Battery Pack/Cell/
 Power Supply Mfg. Jet Mfg. Type PS-823B/T Mfg. Part No. 501-1075-06

Serial No. 1310

Pre-Service Hidden Damage Inspection

General Condition PER MANUFACTURERS SPEC
 Receiving Voltage: Terminals 25.80 Battery Pack#1 25.40 1/2 Pack _____
 Battery Pack #2 25.83
 Outer Case PMS Circuit Board PMS Cells/Cell Cases PMS Hot Spots NONE
 Receptacle Assy. PMS 5 Amp Fuse _____ 10 Amp Fuse _____

In-Service Hidden Damage Inspection

Capacity Tests, Step 1 through 3

1	1st	.13	.13	.13	.13	.13	→	PER CELL AVG.											
	End of Discharge Voltage <u>22.56</u>																		

2nd																			
End of Discharge Voltage _____																			

3rd																			
End of Discharge Voltage _____																			

FINAL CHARGE

1	4th	.57	.57	.57	.57	.57	→	PER CELL AVG											
---	-----	-----	-----	-----	-----	-----	---	--------------	--	--	--	--	--	--	--	--	--	--	--

End of Charge Terminal Voltage 31.4v
 Functional Test PMS PER CMM
 Replaced _____
 Remarks _____

WARRANTY: _____ Months from date of return to service if serviced a minimum of every 6 months.

Work Accomplished By Melvin Reed per CMM TP-202

Inspected By [Signature] Completion Date 1-21-05

Inspector Recommendations _____
 The aircraft component, appliance or accessory was inspected in accordance with the current requirements of the Federal Aviation Administration and is approved for return to service.
 Pertinent details are on file at this repair station.

Authorized Inspection Signature [Signature]
 Date of Final Inspection for Return to Service 1-21-05 Maintenance Release Issued YES or NO

Fly with the Best

UNITED BATTERIES AND ACCESSORIES, INC.

7762 Braniff

Houston, TX 77061

Phone: 713-991-9111 • Fax: 713-991-9117

F.A.A. C.R.S. No. U9BR618Y

FORM #9016

SERVICEABLE PART

Customer STARFLITE		Make HARRISON BATT PACK
Nomenclature	Part No. 20-S113	Serial No. NA.
Work Accomplished		
<input type="checkbox"/> Overhauled <input checked="" type="checkbox"/> Bench Checked <input type="checkbox"/> Repaired		
<input type="checkbox"/> Other (Explain) _____		

MAINTENANCE RELEASE

THE AIRCRAFT AND / OR COMPONENT IDENTIFIED ABOVE WAS INSPECTED IN ACCORDANCE WITH CURRENT REGULATIONS OF THE FEDERAL AVIATION ADMINISTRATION AND IS APPROVED FOR RETURN TO SERVICE. PERTINENT DETAILS ARE ON FILE AT THIS REPAIR STATION.

UNDER WORK ORDER NO. _____

8324

Signed _____

Date _____

1-19-05

UNITED BATTERIES AND ACCESSORIES, INC.
 CRS #U9BR618Y 7762 BRANIFF HOUSTON, TX 77061
 TEL: 713 991-9111 FAX: 713 991-9117
 E-MAIL: unitedbatteries@aol.com
 FORM #9007
 NiCad Battery Pack Work Order # 8324

Customer Starflite Date Received 1/17/05 Customer PO# N83SG
 Battery Pack/Cell/
 Power Supply Mfg. Marathon Mfg. Type 20S113 Mfg. Part No. 20S113
 Serial No. N/A

Pre-Service Hidden Damage Inspection

General Condition PER MANUFACTURERS SPEC
 Receiving Voltage: Terminals 26.26 Battery Pack#1 26.26 1/2 Pack _____
 Battery Pack #2 _____
 Outer Case PMS Circuit Board NA Cells/Cell Cases PMS Hot Spots NONE
 Receptacle Assy. PMS 5 Amp Fuse NA 10 Amp Fuse NA

In-Service Hidden Damage Inspection

Capacity Tests, Step 1 through 3

1st	<u>11</u>	<u>11</u>	<u>11</u>	<u>11</u>	<u>→</u>	<u>PER CELL AVG.</u>													
End of Discharge Voltage		<u>22.19</u>																	
2nd																			
End of Discharge Voltage		_____																	
3rd																			
End of Discharge Voltage		_____																	

FINAL CHARGE

4th	<u>58</u>	<u>58</u>	<u>58</u>	<u>58</u>	<u>→</u>	<u>PER CELL AVG.</u>													
End of Charge Terminal Voltage		<u>31.7</u>																	

Functional Test _____
 Replaced _____
 Remarks _____

WARRANTY: _____ Months from date of return to service if serviced a minimum of every 6 months.

Work Accomplished By Melvin G. [Signature] per CMM AS-95138-90388
 Inspected By [Signature] Completion Date 1-19-05

Inspector Recommendations _____
 The aircraft component, appliance or accessory was inspected in accordance with the current requirements of the Federal Aviation Administration and is approved for return to service.
 Pertinent details are on file at this repair station
 Authorized Inspection Signature [Signature]
 Date of Final Inspection for Return to Service 1-19-05 Maintenance Release Issued YES or NO

Fly with the Best

UNITED BATTERIES AND ACCESSORIES, INC.

7762 Braniff

Houston, TX 77061

Phone: 713-991-9111 • Fax: 713-991-9117

F.A.A. C.R.S. No. U9BR618Y

FORM #9016

SERVICEABLE PART

Customer

StarFlite

Make

4076

Nomenclature

Part No.

1558

Serial No.

38056

Work Accomplished

Overhauled

Bench Checked

Repaired

Other (Explain) _____

MAINTENANCE RELEASE

THE AIRCRAFT AND / OR COMPONENT IDENTIFIED ABOVE WAS INSPECTED IN ACCORDANCE WITH CURRENT REGULATIONS OF THE FEDERAL AVIATION ADMINISTRATION AND IS APPROVED FOR RETURN TO SERVICE. PERTINENT DETAILS ARE ON FILE AT THIS REPAIR STATION.

UNDER WORK ORDER NO. _____

8326

Signed _____

[Signature]

1-21-05

NiCad Battery Wet Cell Work Order# 8326

Customer Starflite Date Received 1/17/05 Customer PO# N83SG

Battery / Cell Mfg Saft Mfg Part No. 15580 Serial No. 38056

Battery Type 4076 Volts 24 Amp Hour Rate 36 @# Hours 1

Type of Service: Overhaul I. R. A. N. Charge Other _____

e-Service Hidden Damage Inspection

General Condition: PER NIFR SPEC

Inter Case PMS Cover PMS Seal PMS Hardware PMS Terminal Links PMS

Keptacle Assy. PMS Filler Caps PMS O-rings PMS Cell Cases PMS Hot Spots NONE

Case Leak NONE Receiving Terminal Volts 26.82 Torque settings upper 37 lower 69 hardware

e-Service Hidden Damage Inspection

Imp Probe Test - CMM

Step (# Cells in Series) Capacity Tests, Steps 1 through 3

1	2	3	4	5	6	7	8	9	10	11
<u>Discharged</u>										
12	13	14	15	16	17	18	19	20	21	22

End of Discharge Voltage _____ @ _____ minutes Discharge Rate _____

d (# Cells in Series)

1	2	3	4	5	6	7	8	9	10	11
<u>1.20</u>	<u>1.20</u>	<u>1.20</u>	<u>1.20</u>	<u>1.20</u>	<u>1.20</u>	<u>1.20</u>	<u>1.20</u>	<u>1.20</u>	<u>1.20</u>	
12	13	14	15	16	17	18	19	20	21	22
<u>Volts Per Cell Avg</u>										

End of Discharge Voltage 24.00 @ 51 minutes Discharge Rate 36

e (# Cells in series)

1	2	3	4	5	6	7	8	9	10	11
12	13	14	15	16	17	18	19	20	21	22

End of Discharge Voltage _____ @ _____ minutes Discharge Rate _____

FINAL CHARGE (# Cells in Series)

1	2	3	4	5	6	7	8	9	10	11
<u>1.62</u>	<u>1.62</u>	<u>1.62</u>	<u>1.62</u>	<u>1.62</u>	<u>1.62</u>	<u>1.62</u>	<u>1.62</u>	<u>1.62</u>	<u>1.62</u>	
12	13	14	15	16	17	18	19	20	21	22
<u>Volts Per Cell Avg</u>										

End of Charge Terminal Voltage 32.46 Distilled H2O added 5 cc Charge Rate 18 Amps CC 2 hrs

Remarks/Replaced _____

Work Accomplished By [Signature] per CMM 24-30-98

Inspected By [Signature] Completion date 1-21-05

Inspector Recommendations

The aircraft component, appliance or accessory was inspected in accordance with current requirements of the Federal Aviation Administration and is approved for return to service.

pertinent details are on file at this repair station.

Authorized Inspection Signature [Signature]

Date of Final Inspection for Return to Service 1-21-05 Maintenance Release Issued YES or NO

Fly with the Best

UNITED BATTERIES AND ACCESSORIES, INC.

7762 Braniff

Houston, TX 77061

Phone: 713-991-9111 • Fax: 713-991-9117

F.A.A. C.R.S. No. U9BR618Y

FORM #9016

SERVICEABLE PART

Customer <i>StarFlite</i>		Make <i>4076</i>
Nomenclature	Part No. <i>15380</i>	Serial No. <i>081985</i>

Work Accomplished



Overhauled



Bench Checked



Repaired



Other (Explain) _____

MAINTENANCE RELEASE

THE AIRCRAFT AND / OR COMPONENT IDENTIFIED ABOVE WAS INSPECTED IN ACCORDANCE WITH CURRENT REGULATIONS OF THE FEDERAL AVIATION ADMINISTRATION AND IS APPROVED FOR RETURN TO SERVICE. PERTINENT DETAILS ARE ON FILE AT THIS REPAIR STATION.

UNDER WORK ORDER NO. _____

Signed

[Signature]

8325

1-21-05

NiCad Battery Wet Cell Work Order# 8325

Customer Starflite Date Received 1/17/05 Customer PO# N83SG

Battery / Cell Mfg Saft Mfg Part No. 015580000 Serial No. 081985

Battery Type 4076 Volts 24 Amp Hour Rate 36 @# Hours 1

Type of Service: Overhaul I. R. A. N. Charge Other _____

Pre-Service Hidden Damage Inspection

General Condition: PER MFR SPEC

Outer Case PMS Cover PMS Seal PMS Hardware PMS Terminal Links PMS

Receptacle Assy. PMS Filler Caps PMS O-rings PMS Cell Cases PMS Hot Spots None

Case Leakage None Receiving Terminal Volts 26.79 Torque settings upper 27 lower 67 hardware

Post-Service Hidden Damage Inspection

Impedance Probe Test Per Com

Test (# Cells in Series) Capacity Tests, Steps 1 through 3

1	2	3	4	5	6	7	8	9	10	11
<u>Deep Cycled</u>										
12	13	14	15	16	17	18	19	20	21	22

End of Discharge Voltage _____ @ _____ minutes Discharge Rate _____

Test d (# Cells in Series)

1	2	3	4	5	6	7	8	9	10	11
<u>1.18</u>	<u>1.18</u>	<u>1.18</u>	<u>1.15</u>	<u>1.18</u>	<u>1.18</u>	<u>1.18</u>	<u>1.18</u>	<u>1.18</u>	<u>1.18</u>	<u>1.18</u>
<u>Volts per cell avg</u>										
12	13	14	15	16	17	18	19	20	21	22

End of Discharge Voltage 27.60 @ 37 minutes Discharge Rate 36

Test f (# Cells in series)

1	2	3	4	5	6	7	8	9	10	11
12	13	14	15	16	17	18	19	20	21	22

End of Discharge Voltage _____ @ _____ minutes Discharge Rate _____

FINAL CHARGE (# Cells in Series)

1	2	3	4	5	6	7	8	9	10	11
<u>1.60</u>	<u>1.60</u>	<u>1.60</u>	<u>1.60</u>	<u>1.60</u>	<u>1.60</u>	<u>1.60</u>	<u>1.60</u>	<u>1.60</u>	<u>1.60</u>	<u>1.60</u>
<u>Volts per cell avg</u>										
12	13	14	15	16	17	18	19	20	21	22

End of Charge Terminal Voltage 22.00 Distilled H2O added 5 cc Charge Rate 18 Amps CC 2 hrs

Remarks/Replaced _____ 3.6 Amps CC 2 hrs.

Work Accomplished By [Signature] per CMM 24-30-99

Inspected By [Signature] Completion date 1/21/05

Inspector Recommendations _____
The aircraft component, appliance or accessory was inspected in accordance with current requirements of the Federal Aviation Administration and is approved for return to service.
 pertinent details are on file at this repair station.

Authorized Inspection Signature [Signature]
Date of Final Inspection for Return to Service 1/21/05 Maintenance Release Issued YES or NO