

N 83 S G

W 011 3-2007

THRU 2014



4151 N Main St.
Fort Worth Texas 76106
817-625-2719

A/C Tail N83SG
A/C S/N 368
Date: 1/13/2014

Removed Collins HSI-84 p/n 622-4151-001 s/n 1854 for bench check. Reinstalled same after bench check. Removed Collins VIR30A NAV/GS Receiver p/n 622-0876-001 s/n 16803 for repair. Reinstalled same after repair. System operations check good on ground.

This aircraft and/or component was repaired and/or inspected in accordance with current FAA regulations and approved for return to service.

RS # WR1R594K
WO# 148284


Craig Fowles
Inspector

2-14

FIELDTECH AVIONICS & INSTRUMENTS, INC.

REPAIR DATA REPORT

WORK ORDER NO:148284A
ITEM:1

CUSTOMER: FIELDTECH AVIONICS & INST

PURCHASE ORDER NO:

MANUFACTURER: COLLINS
MODEL NUMBER: VIR30A
SERIAL NUMBER: 16803
AIRCRAFT TYPE:

DESCRIPTION: NAV G/S M/B RECEIVER
PART NUMBER: 622-0876-001
WARRANTY REPAIR: NO
AIRCRAFT REG:

CUSTOMER COMPLAINT:
G/S INOP 109.1 AND ABOVE. OUT OF N83SG

HIDDEN DAMAGE (Y/N): N

COMPLAINT VERIFIED: YES

INITIAL INSPECTION:
UNIT WAS RECEIVED IN FAIR PHYSICAL CONDITION, AND FAILED INITIAL PERFORMANCE TEST. GLIDESLOPE WILL NOT RECEIVE FROM 109.1 TO THE END OF GLIDESLOPE CHANNELS.

DETAILED INSPECTION:
VOR TUNING VOLTAGE REQUIRES ALIGNMENT. A1Y116 IS NOT OSCILLATING. A1VR7,A1C35 AND A3L6 HAVE BURN DAMAGE.

CORRECTIVE ACTION:
REPLACED A1Y116,A1VR7,A1C35 AND A3L6 PERFORMED VOR TUNING VOLTAGE ALIGNMENT. UNIT PASSED FINAL PERFORMANCE TEST IAW PUBLICATION 523-0764194 ED. 6 REV. 2 TR 18 JUL/2011. UNIT IS RETURNED TO SERVICE.

MOD STATUS:1-8,12-14,16-17

FINAL CONDITION: REPAIRED

TECHNICIAN: *[Signature]* DATE: 26/Feb/2014
PARTS REPLACED ON THIS WORK ORDER ARE LISTED ON FOLLOWING PAGE(S)
F109-R2 (01/2014)

DATE 18/Feb/2014

PARTS LIST FOR
WORK ORDER#: 148284A
ITEM: 1

PART NUMBER	DESCRIPTION	QTY
184-9083-050	CAP	1
240-2715-310	33 UH, COIL	1
289-7035-280	XTAL UNIT	1
352-0997-010	TRANSISTOR	1
353-2724-000	1N758A, DIODE	1

1. Approving Civil Aviation Authority/Country: FAA/United States		2. AUTHORIZED RELEASE CERTIFICATE FAA Form 8130-3, AIRWORTHINESS APPROVAL TAG				3. Form Tracking Number: 148284A	
4. Organization Name and Address: FIELDTECH AVIONICS AND INSTRUMENTS, INC. 4151 N MAIN ST, FT WORTH, TX 76106 CRS: WR1R594K					5. Work Order/Contract/Invoice Number: 148284A		
6. Item: 1	7. Description: NAV G/S M/B RECEIVER	8. Part Number: 622-0876-001	9. Quantity: 1	10. Serial Number: 16803	11. Status/Work: REPAIRED		
12. Remarks: REPLACED A1Y116, A1VR7, A1C35 AND A3L6 PERFORMED VOR TUNING VOLTAGE ALIGNMENT. UNIT PASSED FINAL PERFORMANCE TEST IAW PUBLICATION 523-0764194 ED. 6 REV. 2 TR 18 JUL/2011. UNIT IS RETURNED TO SERVICE.							
Certifies that the work specified in Block 11/12 was carried out in accordance with EASA Part 145 and in respect to that work the product/article is considered ready for release to service under EASA Part 145 approval no. EASA.145.4443							
13a. Certifies the items identified above were manufactured in conformity to: <input type="checkbox"/> Approved design data and are in a condition for safe operation. <input type="checkbox"/> Non-approved design data specified in Block 12.				14a. <input checked="" type="checkbox"/> 14 CFR 43.9 Return to Service <input checked="" type="checkbox"/> Other regulation specified in Block 12 Certifies that unless otherwise specified in Block 12, the work identified in Block 11 and described in Block 12 was accomplished in accordance with Title 14, Code of Federal Regulations, part 43 and in respect to that work, the items are approved for return to service.			
13b. Authorized Signature: _____		13c. Approval/Authorization No.: _____		14b. Authorized Signature: <i>Lee Mcnatt</i>		14c. Approval/Certificate No.: WR1R594K	
13d. Name (Typed or Printed): _____		13e. Date (dd/mm/yyyy): _____		14d. Name (Typed or Printed): DOUGLAS MIKE MCNATT		14e. Date (dd/mm/yyyy): 26/Feb/2014	
User/Installer Responsibilities							
It is important to understand that the existence of this document alone does not automatically constitute authority to install the aircraft engine/propeller/article.							
Where the user/installer performs work in accordance with the national regulations of an airworthiness authority different than the airworthiness authority of the country specified in Block 1, it is essential that the user/installer ensures that his/her airworthiness authority accepts aircraft engine(s)/propeller(s)/article(s) from the airworthiness authority of the country specified in Block 1.							
Statements in Blocks 13a and 14a do not constitute installation certification. In all cases, aircraft maintenance records must contain an installation certification issued in accordance with the national regulations by the user/installer before the aircraft may be flown.							

2-14

CUSTOMER WORK ORDER

WO#:148284A

FIELDTECH AVIONICS & INSTRUMENTS, INC.
PO BOX 4455
FORT WORTH, TEXAS, 76164-0455
(817)625-2719

REFERENCE INVOICE#: _____
RECEIVED DATE: 2/18/2014
INVOICE DATE: 2/26/2014
TERMS: NET 30 DAYS

CUSTOMER: FIELDTECH AVIONICS & INST
PO BOX 4455
FORT WORTH, TX

PURCHASE ORDER NO:

PHONE: 817-625-2719
FAX: 817-625-6875

76164-0455

MANUFACTURER: COLLINS	DESCRIPTION: NAV G/S M/B RECEIVER
TYPE NUMBER: VIR30A	PART NUMBER: 622-0876-001
SERIAL NUMBER: 16803	WARRANTY REPAIR: NO
AIRCRAFT TYPE:	AIRCRAFT REG:

SERVICE DATA:

ACTION REQUESTED/INSTRUCTIONS:
G/S INOP 109.1 AND ABOVE. OUT OF N83SG

COMPLAINT VERIFIED: YES

INITIAL INSPECTION:
UNIT WAS RECEIVED IN FAIR PHYSICAL CONDITION, AND FAILED INITIAL PERFORMANCE TEST. GLIDESLOPE WILL NOT RECEIVE FROM 109.1 TO THE END OF GLIDESLOPE CHANNELS.

DETAILED INSPECTION:
VOR TUNING VOLTAGE REQUIRES ALIGNMENT. A1Y116 IS NOT OSCILLATING. A1VR7, A1C35 AND A3L6 HAVE BURN DAMAGE.

CORRECTIVE ACTION:
REPLACED A1Y116, A1VR7, A1C35 AND A3L6 PERFORMED VOR TUNING VOLTAGE ALIGNMENT. UNIT PASSED FINAL PERFORMANCE TEST IAW PUBLICATION 523-0764194 ED. 6 REV. 2 TR 18 JUL/2011. UNIT IS RETURNED TO SERVICE.

THIS IS NOT AN INVOICE

	TOTALS
TEST EQUIPMENT AND LABOR:	
PARTS:	0.00
OUTSIDE REPAIR:	
INCOMING PARTS FREIGHT:	
O/S REPAIR FREIGHT:	
SHIPPING FREIGHT:	
TAX:	
TOTAL:	0.00

PARTS REPLACED ON THIS WORK ORDER ARE LISTED ON THE FOLLOWING PAGE(S)

DATE

PARTS LIST FOR
WORK ORDER#: 148284A
ITEM: 1

PART NUMBER	DESCRIPTION	QTY
184-9083-050	CAP	1
240-2715-310	33 UH, COIL	1
289-7035-280	XTAL UNIT	1
352-0997-010	TRANSISTOR	1
353-2724-000	1N758A, DIODE	1



4151 N. Main St.
Fort Worth, TX 76106
817-625-2719

A/C Reg #: N83SG
A/C S/N: 368
WO# 146201

I certify the altimeters and static systems tests required by 14 CFR 91.411 and the transponder tests, including data correspondence, required by 14 CFR 91.413 have been performed and found to comply with 14 CFR 43 appendix "E" and "F".

R/H Altimeter Model:	<u>9D-80130-15</u>	Serial No.:	<u>41279</u>
Airdata Cmptr Model:	<u>822-1398-486</u>	Serial No.:	<u>1M9BY</u>
Stdby Alt Model:	<u>16650-115</u>	Serial No.:	<u>171615</u>
Transponder Model:	<u>622-1270-001</u>	Serial No.:	<u>9608</u>
Transponder Model:	<u>622-1270-001</u>	Serial No.:	<u>83</u>

The altimeters were tested to 40,000 feet.

Encoder data integrated system was tested to 40,000 feet.

The static system was leak tested on this date. _____

CRS# WR1R594K

Signed: _____

Date 9/26/2013



4151 N Main St.
Fort Worth Texas 76106
817-625-2719

A/C Tail
A/C S/N
Date:

N83SG
368
3/10/2014

Performed 24 month RVSM inspections in accordance with STC ST01650CH-D and STC ST01238WI.

This aircraft and/or component was repaired and/or inspected in accordance with current FAA regulations and approved for return to service.

John T. Psenak
Inspector

RS # WR1R594K
WO# 149569

*# Need 2013
Entry for
2013 list*



AVIONICS & INSTRUMENTS, INC.

ALTIMETER TEST DATA SHEET
PART 43 APPENDIX E

DATE: 9/26/13

AIRCRAFT #: N 838G MODEL: Wishwind 124A S/N: 368 W.O. 146201
 ALTIMETER/ADC MFG: Innovative Solutions P/N: 9D-80130-15 S/N: 41279
 PILOT'S COPILOT'S
 STANDBY (circle one)
 TRANSPONDER MFG: Collins P/N: 622-1270-001 S/N: 83
 ENCODER MFG: _____ P/N: _____ S/N: _____

CALIBRATION

Altitude Feet	Tolerance Feet	Indicated Error	Altitude Feet	Tolerance Feet	Indicated Error
-1,000	20	+10			
0	20	-10			
500	20	-10			
1,000	20	-10	1,000	70	
1,500	25	-10			
2,000	30	-5	2,000	70	
3,000	30	-5			
4,000	35	-5	5,000	70	
6,000	40	-10			
8,000	60	-10			
10,000	80	-10	10,000	80	
12,000	90	-10			
14,000	100	-10	15,000	90	
16,000	110	-10			
18,000**	120	-10			
20,000	130	-10	20,000	100	
22,000	140	-10			
25,000*	155	-10	25,000	120	
30,000	180	-10	30,000	140	
35,000*	205	-20	35,000	160	
40,000	230	-20	40,000	180	
45,000	255				
50,000*	280		50,000	250	

*NOTE: Start hysteresis at max. altitude

**NOTE: Case leak at 18,000

STATIC LEAK

Non-pressurized aircraft: 1,000 ft above field elevation.

Tolerance 100 ft in one minute.

Pressurized aircraft: Altitude equivalent to max cabin differential.

Tolerance 2% or 100 ft in one minute.

10,000 ft = 4.6 psi. and 15,000 ft = 6.4 psi. differential.

BARO SCALE (LIMIT +/-25 FT)

mB	Pressure In. Hg	Alt. In Feet	Indication
951.50	28.10	-1,727	-1740
965	28.50	-1,340	-1350
982	29.00	-855	-870
999	29.50	-392	-400
1013.25	29.92	0	-10
1032.75	30.50	531	520
1046.50	30.90	893	895
1049.75	30.99	974	965

Altimeter only **CASE LEAK** Tolerance at 18,000 ft. 100 ft. in 1 min.

HYSTERESIS

Half max	75	5
40% max	75	5
After effect	30	10

HYSTERESIS

Start at max altitude, descend at 5k-20k ft/min till 3k from half max alt., then go at 3k ft/min till half max altitude. Take reading after 5 minutes. Then descend at same rates until at 40% max alt. Take reading after 1 minute. Tolerance +/- 75 feet.

AFTER EFFECT

Within 5 min. of Hysteresis check, reading at local static pressure must be within 30 feet of original reading at start of altimeter test.

TECH CF

INSPECTOR [Signature]



ALTIMETER TEST DATA SHEET
PART 43 APPENDIX E

DATE: 9/26/13

AIRCRAFT # N838G MODEL Westwind 1124A S/N: 368 W.O. 146201

ALTIMETER/ADC MFG: Aerosonic P/N: 16650-115 S/N: 171615

PILOT'S STANDBY COPILOT'S
(circle one) (circle one)

TRANSPONDER MFG: _____ P/N: _____ S/N: _____

ENCODER MFG: _____ P/N: _____ S/N: _____

CALIBRATION			FRICTION		
Altitude Feet	Tolerance Feet	Indicated Error	Altitude Feet	Tolerance Feet	Indicated Error
-1,000	20	-5			
0	20	0			
500	20	+20			
1,000	20	+10	1,000	70	-
1,500	25	+5			
2,000	30	-5	2,000	70	-
3,000	30	0			
4,000	35	0	5,000	70	-
6,000	40	+10			
8,000	60	0			
10,000	80	0	10,000	80	-
12,000	90	-30			
14,000	100	-20	15,000	90	-
16,000	110	-50			
18,000**	120	-40			
20,000	130	-60	20,000	100	-
22,000	140	-60			
25,000*	155	-60	25,000	120	-
30,000	180	-10	30,000	140	-
35,000*	205	+60	35,000	160	-
40,000	230	+140	40,000	180	-
45,000	255	+120			
50,000*	280	+30	50,000	250	-

BARO SCALE (LIMIT +/-25 FT)			
mB	Pressure In. Hg	Alt. In Feet	Indication
951.50	28.10	-1,727	-1705
965	28.50	-1,340	-1315
982	29.00	-855	-840
999	29.50	-392	-370
1013.25	29.92	0	0
1032.75	30.50	531	540
1046.50	30.90	893	900
1049.75	30.99	974	980

Altimeter only **CASE LEAK** at 18,000 ft. Tolerance 100 ft. in 1 min.

HYSTERESIS		
Half max	75	20
40% max	75	20
After effect	30	20

HYSTERESIS
Start at max altitude, descend at 5k-20k ft/min till 3k from half max alt., then go at 3k ft/min till half max altitude. Take reading after 5 minutes. Then descend at same rates until at 40% max alt. Take reading after 1 minute. Tolerance +/- 75 feet.

AFTER EFFECT
Within 5 min. of Hysteresis check, reading at local static pressure must be within 30 feet of original reading at start of altimeter test.

*NOTE: Start hysteresis at max. altitude
**NOTE: Case leak at 18,000

STATIC LEAK

Non-pressurized aircraft: 1,000 ft above field elevation. Tolerance 100 ft in one minute.
Pressurized aircraft: Altitude equivalent to max cabin differential. Tolerance 2% or 100 ft in one minute.
10,000 ft = 4.6 psi. and 15,000 ft = 6.4 psi. differential.

TECH C7 INSPECTOR M

AIRCRAFT # N838G MODEL Westwind 124A S/N: 368 W.O. 146201
 ALTIMETER/ADC MFG: Collins P/N: 822-1398-486 S/N: 1M9B4
PILOT'S COPILOT'S
STANDBY (circle one)
 TRANSPONDER MFG: Collins P/N: 622-1270-001 S/N: 9608
 ENCODER MFG: _____ P/N: _____ S/N: _____

CALIBRATION			FRICTION		
Altitude Feet	Tolerance Feet	Indicated Error	Altitude Feet	Tolerance Feet	Indicated Error
-1,000	20	-20			
0	20	-20			
500	20	-20			
1,000	20	-20	1,000	70	0
1,500	25	-20			
2,000	30	-25	2,000	70	0
3,000	30	-25			
4,000	35	-30	5,000	70	0
6,000	40	-30			
8,000	60	-40			
10,000	80	-35	10,000	80	0
12,000	90	-35			
14,000	100	-35	15,000	90	0
16,000	110	-35			
18,000**	120	-35			
20,000	130	-40	20,000	100	0
22,000	140	-40			
25,000*	155	-40	25,000	120	0
30,000	180	-40	30,000	140	0
35,000*	205	-60	35,000	160	0
40,000	230	-60	40,000	180	0
45,000	255				
50,000*	280		50,000	250	0

BARO SCALE (LIMIT +/-25 FT)			
mB	Pressure In. Hg	Alt. In Feet	Indication
951.50	28.10	-1,727	-1750
965	28.50	-1,340	-1360
982	29.00	-855	-880
999	29.50	-392	-405
1013.25	29.92	0	0
1032.75	30.50	531	525
1046.50	30.90	893	880
1049.75	30.99	974	960

Altimeter only **CASE LEAK** at 18,000 ft. Tolerance 100 ft. in 1 min.

HYSTERESIS		
Half max	75	
40% max	75	
After effect	30	

HYSTERESIS
 Start at max altitude, descend at 5k-20k ft/min till 3k from half max alt., then go at 3k ft/min till half max altitude. Take reading after 5 minutes. Then descend at same rates until at 40% max alt. Take reading after 1 minute. Tolerance +/- 75 feet.

AFTER EFFECT
 Within 5 min. of Hysteresis check, reading at local static pressure must be within 30 feet of original reading at start of altimeter test.

*NOTE: Start hysteresis at max. altitude
 **NOTE: Case leak at 18,000

STATIC LEAK
 Non-pressurized aircraft: 1,000 ft above field elevation. Tolerance 100 ft in one minute.
 Pressurized aircraft: Altitude equivalent to max cabin differential. Tolerance 2% or 100 ft in one minute.
 10,000 ft = 4.6 psi. and 15,000 ft = 6.4 psi. differential.

TECH CZ INSPECTOR My

I403-21

WORK ORDER NUMBER

AIRCRAFT MAKE/MODEL: IAI / WESTWIND 1124

DATE: 4/1/2014

REGISTRATION NUMBER: N83SG


TOTAL TIME: 9311.7

SERIAL NUMBER: 368

LANDINGS/CYCLES:

1. REPLACED "A& D" TERMNALS ON START/GEN. SWAPPED GCU'S. PARALLED SYSTEM
2. REPLACED ORINGS AND BACKUPS ON L/H ATTENUATOR BULB.
3. SERVICED HYD RESERVOIR WITH 5 QTS.
4. INSTALLED CUSTOMERS ORIGINAL FPR-2.

Signed:



JAMES T. MCMICHAEL

FAA CRS# 18TR248C

T140312

WORK ORDER NUMBER

AIRCRAFT MAKE/MODEL: IAI / WESTWIND 1124

DATE: 3/26/14

REGISTRATION NUMBER: N83SG


TOTAL TIME: 9311.7

SERIAL NUMBER: 368

LANDINGS/CYCLES:


1. TROUBLE SHOT GENERATOR CB TRIPPING. REPLACED FPR-2 WITH NEW PART. SYSTEM OPS CK OK

Signed:



JAMES T. MCMICHAEL

FAA CRS# 18TR248C



7-13

OKLAHOMA JET SUPPORT CENTER, INC.

AVIATION SERVICES UNLIMITED

Maintenance - Modifications - Installations - Avionics

July 12, 2013

Field Tech Aviation
4151 N. Main
Forth Worth, 76106

INVOICE

Invoice Number WW1402
Work Order No WW1402

TERMS: DUE UPON RECEIPT

Westwind 1124A S/N 368 N83SG

1. Complied with 400 hour AB Inspection per Chapter 5-20.

Flat Rate \$ 11,500.00
2. Complied with 24 month/1200 hour Nose Gear Carrier Bearing and Lube Inspection.
Replaced defective upper and lower bearings.

Labor \$ 640.00
Material \$ 1,238.20
3. Complied with 3 year Hydraulic Fuse Test.

Labor \$ 480.00
4. Complied with 5 year/5000 hour Control Rod Inspection.

Labor \$ 2,400.00
Material \$ 1.55
Vendor \$ 2,950.00
5. Replaced Cockpit D.V. Window.

Labor \$ 320.00
Material \$ 1,450.00
6. Complied with Mandatory Service Bulletin 1124-53-157.

Labor \$ 960.00
Material \$ 24.50
7. Removed left heated Windshield (PPG), cleaned and resealed.

Labor \$ 1,920.00
Material \$ 298.15

8. Repaired Nose Gear ground contact switch wiring.	Labor	\$	80.00
	Material	\$	4.60
9. Removed and treated corrosion on left Avionics Panel, painted.			
	Labor	\$	40.00
	Vendor	\$	155.00
10. Replaced left and right Windshield Wiper Blades.			
	Labor	\$	80.00
	Material	\$	840.50
11. Replaced missing rivet on right side of belly.			
	Labor	\$	40.00
	Material	\$	1.55
12. Replaced defective Nose Wheel torsion shaft lock screws.			
	Labor	\$	80.00
	Material	\$	12.50
13. Repaired damaged Nose Gear spade door.			
	Labor	\$	320.00
	Material	\$	15.40
	Vendor	\$	80.00
14. Replaced left and right Nose Wheel bearings and races.			
	Labor	\$	40.00
	Material	\$	521.45
15. Replaced right Nose Wheel bearing seal.			
	Material	\$	90.00
16. Replaced cracked upper Nose Gear Body with serviceable unit.			
	Labor	\$	920.00
	Material	\$	7,500.00
17. Replaced burned out bulbs in right "BATT OFF" light.			
	Labor	\$	40.00
	Material	\$	1.55
18. Replaced bulbs in left T/R "ARM" light.			
	Labor	\$	40.00
	Material	\$	3.10
19. Replaced Windshield dryer crystals.			
	Labor	\$	N/C
	Material	\$	N/C

20. Performed Capacity Test of Ship's Batteries.

Labor \$ 160.00

21. Repaired Pilot seat vertical adjustment.

Labor \$ 120.00

22. Serviced Cockpit Fire Extinguisher.

Labor \$ 80.00

Vendor \$ 120.00

23. Secured Compass Correction Card.

Labor \$ 40.00

Material \$ 4.65

24. Replaced burned out bulb in closet.

Labor \$ 80.00

Material \$ 3.10

25. Secured lavatory light cover.

Labor \$ 40.00

26. Relocated and attached lavatory seat crash pad.

Labor \$ 40.00

27. Repaired paint in RVSM fuselage no defect area.

Vendor \$ 310.00

28. Replaced left Brake Assembly with serviceable unit, sealed 3 pistons and new bolts kit.

Labor \$ 160.00

Material \$ 6,372.05

29. Repaired left main gear door chaffing into structure.

Labor \$ 80.00

30. Replaced damaged Adel Clamps on left Main Gear.

Labor \$ 40.00

Material \$ 7.70

31. Repaired Skydrol leak on left Main Gear forward actuator.

Labor \$ 40.00

Material \$ 9.30

31a Installed erosion tape on left Flap #1 Vane.

Labor \$ 40.00

Material \$ 7.40

32. Replaced left Main Gear Door forward hinge.

Labor \$ 800.00
Material \$ 356.45

33. Replaced missing Vortex Generator on left Winglet.

Labor \$ 80.00
Material \$ 173.20

34. Replaced left landing light lens with serviceable lens, due to deep erosion.

Labor \$ 280.00
Material \$ 350.00

35. Repaired cuts in left wing De-Ice Boot.

Labor \$ 160.00
Material \$ 40.00

36. Replaced broken rivet on left wing to fuselage fillet.

Labor \$ 40.00
Material \$ 1.55

37. Replaced Aileron Push Pull rusted hardware.

Labor \$ 120.00
Material \$ 12.30

38. Replaced defective left Main Wheel I/B seal.

Material \$ 70.00

39. Sealed left Anti-Skid Conduit at axle plug.

Labor \$ 40.00

40. Replaced left Main Gear forward actuator bolt.

Labor \$ 40.00
Material \$ 90.00

41. Replaced damaged right Anti-Skid drive cap.

Labor \$ 40.00
Material \$ 865.40

42. Replaced right Main Wheel I/B bearings seal defective.

Material \$ 70.00

43. Replaced right Main Wheel bearings and races.

Labor \$ 80.00
Material \$ 382.80

44. Replaced burned out bulb in right wing position light.

Labor \$ 40.00
Material \$ 46.15

45. Replaced damaged Adel Clamps on right Main Gear.

Labor \$ 40.00
Material \$ 7.75

46. Cleared right Flap #4 Vane from rubbing on Flex Drive Cable housing.

Labor \$ 40.00
Material \$ 4.65

47. Installed erosion tape on right Flap #1 Vane.

Labor \$ 40.00
Material \$ 4.80

48. Replaced right Main Gear Door forward hinge.

Labor \$ 800.00
Material \$ 394.00

49. Repaired cuts in right Wing De-Ice Boot.

Labor \$ 160.00
Material \$ 40.00

50. Replaced broken rivet in right wing to fuselage fillet.

Labor \$ 40.00
Material \$ 1.55

51. Replaced rusted hardware on right Aileron Push Pull Tube.

Labor \$ 120.00
Material \$ 14.30

52. Replaced loose rivets in left and right Engine Inlets C-3 frames.

Labor \$ 320.00
Material \$ 73.50

53. Installed correct hardware in left and right Nacelle After Bodies per AD Note.

Labor \$ 160.00
Material \$ 17.30

54. Removed left Engine Hydraulic Pump s/n AD-262 for repair of split line leak, received and installed. Replaced worn out drive shaft.

Labor \$ 120.00
Material \$ 2,692.30
Vendor \$ 1,175.00

55. Repaired Skydrol leak at left engine Hydraulic Attenuator.

Labor \$ 80.00
Material \$ 5.40

56. Repaired left Engine Oil Pressure Switch wiring.

Labor \$ 80.00
Material \$ 3.55

57. Repaired bare wires at left engine Starter/Generator terminal block.

Labor \$ 80.00
Material \$ 4.20

58. Replaced stripped out screw in right I/B T/R stang cover.

Labor \$ 40.00
Material \$ 34.65

59. Removed right Hydraulic Pump for repair due to leak at split line for vendor repair, reinstalled and bleed.

Labor \$ 160.00
Vendor \$ 1,175.00

60. Right Hydraulic Pump drive shaft replaced due to excessive wear.

Labor \$ 80.00
Material \$ 3,516.55

61. Replaced right engine Hydraulic Pump gear box drive due to excessive wear.

L & M \$ MSP

62. Replaced right engine Hydraulic Pump carbon seal.

L & M \$ MSP

63. Removed left Starter/Generator for replacement of terminal block, reinstalled.

Labor \$ 80.00
Vendor \$ 965.00

64. Replaced left engine Starter/Generator carbon seal.

L & M \$ MSP

65. Removed right Starter/Generator for repair of uneven brush wear, reinstalled.

Labor \$ 80.00
Vendor \$ 310.00

66. Replaced defective check valve on De-Ice pressure line.

Labor \$ 120.00
Material \$ 101.60

67. Repaired left PPG Windshield Contactor due to intermittent operation.

Labor \$ 80.00
Material \$ N/C

68. Replaced burned out bulb in upper beacon.

Labor \$ 40.00
Material \$ 23.30

69. Replaced missing camlocs in fuselage tail cone.

Labor \$ 80.00
Material \$ 18.50

70. Replaced Teflon tape on right Horizontal lower slider fairing.

Labor \$ 80.00
Material \$ 21.55

71. Removed and dis-assembled Horizontal Scissors and cleaned in order to take grease.

Labor \$ 320.00
Material \$ 12.60

72. Replaced right Horizontal De-Ice Boot due to tear.

Flat Rate \$ 9,950.00

73. Repaired Class "D" fuel leaks per provided report.

Vendor \$ 12,510.00


Total Labor \$ 35,730.00 ✓
Total Material \$ 27,857.60
Total Vendor \$ 19,750.00
Freight \$ 770.00

INVOICE TOTAL \$ 84,107.60

Thank You for Your Business!!!

WIRE TRANSFER INFORMATION

**FIDELITY BANK
WICHITA, KANSAS, USA
FOR CREDIT TO:
AVIATION SERVICES UNLIMITED, INC.
ROUTING NUMBER 301171353
ACCOUNT NUMBER 9200001447**



OKLAHOMA JET SUPPORT CENTER, INC.

AVIATION SERVICES UNLIMITED

Maintenance - Modifications - Installations - Avionics

Westwind 1124A S/N 368

Aircraft T.T. 9298.8 Landings 6678

Left Engine s/n P-77482 TSN 8886.1 CSN 6305

Right Engine s/n P-77488 TSN 9149.5 CSN 6944
6923

400 hour "AB" Inspection Discrepancies
(Flat Rate...\$ 11,500.00)

ESTIMATE

Airworthiness Items - Est
Trouble Shoot - T/S
Recommended -

Log Book Research


- 985.00 ..Mandatory Service Bulletin 1124-24-155R2 not complied with (Due @ 9338.2 hours
- 640.00 ..Mandatory Service Bulletin 1123-53-157 not complied with
- 480.00 ..24 month 1200 hour Lubrication and Inspection of Nose Gear due
- 5,350.00 ..3 year Hydraulic Fuse Test due
- ..5 year/5000 hour Control Rod Inspection due

Nose Section

- 2,350.00 ..Water between panes on left Windshield
- 95.00 ..Nose Gear Ground Contact Switch wiring worn through
- 250.00 ..Corrosion around fasteners on left Avionics Door
- NOTE ..Right Pitot Head eroded at leading edge.
- NOTE ..NOTE: Left PPG has light delamination around outer edge
- 790.00 ..Left and right Windshield Wiper blades torn
- 55.00 ..Rivet missing in belly on right side
- 95.00 ..Nose Wheel Torsion Shaft lock screws worn through
- NOTE ..NOTE: Nose tires at 1/2 life but deeply weather cracked
- 285.00 ..Nose gear spade door tip broken off and twisted
- 225.00 ..Left Nose wheel bearings and races scored
- NOTE ..Oxygen pressure at 1650 psi
- 40.00 ..Left Windshield wiper arm clocked incorrectly
- 90.00 ..Right Nose wheel bearing seals defective
- Will Quote ..Nose Gear Upper Body Cracked

Cockpit Area

- 45.00 ..Bulbs burned out in right "BATT OFF" light
- T/S ..Right Thrust Reverse "UNSAFE" light intermittent
- T/S ..Left Thrust Reverse "ARM" light very dim
- 90.00 ..Windshield dryer crystals turned white
- NOTE ..Glareshield Lights inop in Dim position
- No Cost ..Both Seat Batteries very weak (Deep Cycle)
- T/S ..Cockpit DV Window has a large chunk missing


 Approved to Work _____ Date _____

Nose Section (Continued)

ESTIMATE

\$ 120.00 ..Pilot seat will not adjust up
 \$ 80.00 ..Cockpit Fire Extinguisher has low pressure
 \$ 80.00 ..Compass correction card not secure on center post

Cabin Area

\$ ——— ..Liquor Cabinet on Cabin Door has a tamber door that will not close all the way, leaves light on
 \$ ——— ..Left #1 forward facing chair arm rest will not stow
 \$ ——— ..Right #1 aft facing chair arm rest will not stow
 \$ ——— ..Several switches on Galley will not light up when pressed
 \$ 50.00 ..Closet light inop
 \$ 55.00 ..Light cover in lavatory loose
 \$ ——— ..Right exit window shade binds when moving
 \$ 120.00 ..Crash pad on Belted Lavatory seat installed in wrong position per STC
 \$ ——— ..Left forward #1 and #2 window lights go out after a few minutes
 \$ ——— ..Oven switch will not disengage
 \$ ——— ..Switch missing in lavatory (Lens)
 \$ ——— ..Left emergency exit cover needs new Velcro
 \$ 250.00 ..Left and right RVSM "no defect" area have chipped paint

Left Wing

\$ 14,500.00 ..Left Brake worn beyond life limit
 \$ 80.00 ..Left main gear door rivets chaffing into structure
 \$ 180.00 ..Left main gear has several Adel Clamps damaged by Skydrol
 \$ T/S ..Left Main Landing Gear forward actuator has Skydrol leak at hose fitting
 \$ 55.00 ..Left Flap #1 Vane leading edge eroded
 \$ 375.00 ..Left Main Gear Door forward hinge worn out
 \$ 325.00 ..Left winglet missing vortex generator
 \$ 900.00 ..Left landing light lens eroded deeply
 \$ 200.00 ..Left wing de-ice boot has several cuts
 \$ 85.00 ..Left wing to fuselage fillet has broken rivet (top)
 \$ 65.00 ..Left Aileron Push-Pull tube hardware rusted
 \$ 70.00 ..Left Main Wheel I/B bearing seal defective
 \$ 45.00 ..Left Anti-Skid conduit needs sealed
 \$ 125.00 ..Left Main gear forward actuator bolt scored, needs replaced

Right Wing

\$ 650.00 ..Right Anti-Skid drive cap damaged beyond service due to excessive grooving (Serviceable)
 \$ 70.00 ..Right Main wheel I/B bearing seal defective
 \$ 325.00 ..Right Main wheel bearings and races scored
 \$ 110.00 ..Right wing position light inop
 \$ 180.00 ..Right Main gear has several Adel Clamps damaged by Skydrol
 \$ 40.00 ..Right Flap #4 Vane rubbing flex drive cable
 \$ 55.00 ..Right Flap #1 Vane has lead edge erosion
 \$ 375.00 ..Right Main gear door forward hinge worn out



Approved to Work

Date

Right Wing (Continued)

ESTIMATE

- \$ 200.00 ..Right wing De-Ice Boot has several cuts
- \$ 85.00 ..Right wing to fuselage fillet has broken rivet (top)
- \$ 65.00 ..Right Aileron Push-Pull tube hardware rusted

Left and Right Engines

- \$ 425.00 ..Left and right Inlets have loose rivets at C-3 frame
- \$ 230.00 ..Left and right after bodies have incorrect bolts per AD Note
- \$ 1,650.00 ..Left Engine Hydraulic Pump leaking at split line
- \$ 165.00 ..Left Engine Attenuator leaking Skydrol at fittings
- \$ 85.00 ..Left Engine Oil Pressure switch has bare wiring at plug
- \$ 125.00 ..Left Starter/Generator has bare wires at terminal block
- \$ 95.00 ..Right I/B Thrust Reverse stang cover has stripped out screw
- \$ 1,650.00 ..Right Hydraulic Pump leaking at split line
- \$ 6,850.00 ..Right Hydraulic Pump drive spline has excessive wear and pump female has excessive wear
- \$ MSP ..Right Hydraulic Pump gearbox drive gear has excessive wear
- \$ MSP ..Right Hydraulic Pump carbon seal leaking
- \$ 1,250.00 ..Left Starter/Generator "D" stud sheared off
- \$ MSP ..Left Starter/Generator carbon seal leaking
- \$ 1,350.00 ..Right Starter/Generator brushes have un-even wear pattern (s/n 997)

Aft Fuselage

- \$ NOTE ..NOTE: left Bleed Switching Valve has weak output during pressurization check
- \$ NOTE ..NOTE: Flap Motor making abnormal noise when running
- \$ 225.00 ..De-Ice Tee Check Valve defective
- \$ 680.00 ..Left Windshield Contactor (WCC) intermittent
- \$ ——— ..Velcro coming loose in Aft Baggage liner


Tail Group

- \$ 125.00 ..Forward bulb burned out in upper banner
- \$ 90.00 ..Fuselage tail cone missing camlocks
- \$ 55.00 ..Right Horizontal lower slider fairing teflon tape missing
- \$ T/S ..Horizontal Scissors will not take grease
- \$ 9,950.00 ..Right Horizontal De-Ice Boot has 4 inch tear on leading edge → FBO Insurance?

Fuel System Leak Check

- ..Left lower wing
 - 1. Sump doubler leaking Class "D"
 - 2. Seam and 20 rivets leaking Class "D"
 - 3. 6 fasteners leaking Class "D"
- ..Right lower wing
 - 1. Forward I/B dagger leaking (18 fasteners) Class "D"
 - 2. 8 fasteners leaking Class "D"

\$ 12,510.00

 _____
 Approved for Work Date

Carol Beckham

From: OJSCOKC@aol.com
Sent: Friday, June 21, 2013 8:53 AM
To: kn@flash.net
Cc: cbeckham@ftav.com
Subject: Emailing: Westwind 1124 sn 368 work approval
Attachments: Westwind 1124 sn 368 work approval.pdf

The message is ready to be sent with the following file or link attachments:

Westwind 1124 sn 368 work approval

Good morning Kevin:

Please sign at the bottom of each (3) page giving your approval for our shop to repair the Westwind. With your approval we can start the work today.

Best Regards,

Wayne O'Berg
Oklahoma Jet Support Center
Office 405-787-8111
Fax 405-787-0010
for more info visit our website at www.oklahoma-jet-support-okc.com

Carol Beckham


From: OJSCOKC@aol.com
Sent: Friday, June 21, 2013 9:05 AM
To: cbeckham@ftav.com
Subject: Emailing: Westwind 1124 sn 368 work approval
Attachments: Westwind 1124 sn 368 work approval.pdf

Good morning Ms. Beckham:

My email address for Kevin Nelms would not go through. If you could pass these attached approval pages (3) to him for approval and return we would appreciate it.

Best Regards,

Wayne O'Berg
Oklahoma Jet Support Center
Office 405-787-8111
Fax 405-787-0010
for more info visit our website at www.oklahoma-jet-support-okc.com



OKLAHOMA JET SUPPORT CENTER, INC.

AVIATION SERVICES UNLIMITED

Maintenance - Modifications - Installations - Avionics

Westwind 1124A S/N 368

Aircraft T.T. 9298.8 Landings 6678

Left Engine s/n P-77482 TSN 8886.1 CSN 6305

Right Engine s/n P-77488 TSN 9191.1 CSN 6944

400 hour "AB" Inspection Discrepancies
(Flat Rate...\$ 11,500.00)

ESTIMATE

AirWorthiness Items - Est
Trouble Shoot - T/S
Recommended -

Log Book Research


-
- 985.00 ..Mandatory Service Bulletin 1124-24-155R2 not complied with (Due @ 9338.2 hours
- 640.00 ..Mandatory Service Bulletin 1123-53-157 not complied with
- 480.00 ..24 month 1200 hour Lubrication and Inspection of Nose Gear due
- 5,350.00 ..3 year Hydraulic Fuse Test due
- ..5 year/5000 hour Control Rod Inspection due

Nose Section

- 2,350.00 ..Water between panes on left Windshield
- 95.00 ..Nose Gear Ground Contact Switch wiring worn through
- 250.00 ..Corrosion around fasteners on left Avionics Door
- NOTE ..Right Pitot Head eroded at leading edge.
- NOTE ..NOTE: Left PPG has light delamination around outer edge
- 790.00 ..Left and right Windshield Wiper blades torn
- 55.00 ..Rivet missing in belly on right side
- 95.00 ..Nose Wheel Torsion Shaft lock screws worn through
- NOTE ..NOTE: Nose tires at 1/2 life but deeply weather cracked
- 285.00 ..Nose gear spade door tip broken off and twisted
- 225.00 ..Left Nose wheel bearings and races scored
- NOTE ..Oxygen pressure at 1650 psi
- 40.00 ..Left Windshield wiper arm clocked incorrectly
- 90.00 ..Right Nose wheel bearing seals defective
- Will Quote ..Nose Gear Upper Body Cracked

Cockpit Area

- 45.00 ..Bulbs burned out in right "BATT OFF" light
- T/S ..Right Thrust Reverse "UNSAFE" light intermittent
- T/S ..Left Thrust Reverse "ARM" light very dim
- 90.00 ..Windshield dryer crystals turned white
- NOTE ..Glareshield Lights inop in Dim position
- No Cost ..Both Saft Batteries very weak (Deep Cycle)
- T/S ..Cockpit DV Window has a large chunk missing



 Approved to Work Date

Nose Section (Continued)

ESTIMATE

120.00 ..Pilot seat will not adjust up
80.00 ..Cockpit Fire Extinguisher has low pressure
\$ 80.00 ..Compass correction card not secure on center post

Cabin Area


\$ ---- ..Liquor Cabinet on Cabin Door has a tamber door that will not close all the way, leaves light on
\$ ---- ..Left #1 forward facing chair arm rest will not stow
\$ ---- ..Right #1 aft facing chair arm rest will not stow
\$ ---- ..Several switches on Galley will not light up when pressed
\$ 50.00 ..Closet light inop
\$ 55.00 ..Light cover in lavatory loose
\$ ---- ..Right exit window shade binds when moving
\$ 120.00 ..Crash pad on Belted Lavatory seat installed in wrong position per STC
\$ ---- ..Left forward #1 and #2 window lights go out after a few minutes
\$ ---- ..Oven switch will not disengage
\$ ---- ..Switch missing in lavatory (Lens)
\$ ---- ..Left emergency exit cover needs new Velcro
\$ 250.00 ..Left and right RVSM "no defect" area have chipped paint

Left Wing

\$ 14,500.00 ..Left Brake worn beyond life limit
80.00 ..Left main gear door rivets chaffing into structure
180.00 ..Left main gear has several Adel Clamps damaged by Skydrol
\$ T/S ..Left Main Landing Gear forward actuator has Skydrol leak at hose fitting
\$ 55.00 ..Left Flap #1 Vane leading edge eroded
\$ 375.00 ..Left Main Gear Door forward hinge worn out
\$ 325.00 ..Left winglet missing vortex generator
\$ 900.00 ..Left landing light lens eroded deeply
\$ 200.00 ..Left wing de-Ice boot has several cuts
\$ 85.00 ..Left wing to fuselage fillet has broken rivet (top)
\$ 65.00 ..Left Aileron Push-Pull tube hardware rusted
\$ 70.00 ..Left Main Wheel I/B bearing seal defective
\$ 45.00 ..Left Anti-Skid conduit needs sealed
\$ 125.00 ..Left Main gear forward actuator bolt scored, needs replaced

Right Wing

\$ 650.00 ..Right Anti-Skid drive cap damaged beyond service due to excessive grooving (Serviceable)
\$ 70.00 ..Right Main wheel I/B bearing seal defective
\$ 325.00 ..Right Main wheel bearings and races scored
\$ 110.00 ..Right wing position light inop
\$ 180.00 ..Right Main gear has several Adel Clamps damaged by Skydrol
\$ 40.00 ..Right Flap #4 Vane rubbing flex drive cable
\$ 55.00 ..Right Flap #1 Vane has lead edge erosion
\$ 375.00 ..Right Main gear door forward hinge worn out


Approved to Work _____ Date _____

Right Wing (Continued)

ESTIMATE

- \$ 200.00 ..Right wing De-Ice Boot has several cuts
- \$ 85.00 ..Right wing to fuselage fillet has broken rivet (top)
- \$ 65.00 ..Right Aileron Push-Pull tube hardware rusted

Left and Right Engines

- \$ 425.00 ..Left and right Inlets have loose rivets at C-3 frame
- \$ 230.00 ..Left and right after bodies have incorrect bolts per AD Note
- \$ 1,650.00 ..Left Engine Hydraulic Pump leaking at split line
- \$ 165.00 ..Left Engine Attenuator leaking Skydrol at fittings
- \$ 85.00 ..Left Engine Oil Pressure switch has bare wiring at plug
- \$ 125.00 ..Left Starter/Generator has bare wires at terminal block
- \$ 95.00 ..Right I/B Thrust Reverse stang cover has stripped out screw
- \$ 1,650.00 ..Right Hydraulic Pump leaking at split line
- \$ 6,850.00 ..Right Hydraulic Pump drive spline has excessive wear and pump female has excessive wear
- \$ MSP ..Right Hydraulic Pump gearbox drive gear has excessive wear
- \$ MSP ..Right Hydraulic Pump carbon seal leaking
- \$ 1,250.00 ..Left Starter/Generator "D" stud sheared off
- \$ MSP ..Left Starter/Generator carbon seal leaking
- \$ 1,350.00 ..Right Starter/Generator brushes have un-even wear pattern (s/n 997)

Aft Fuselage

- NOTE ..NOTE: left Bleed Switching Valve has weak output during pressurization check
- NOTE ..NOTE: Flap Motor making abnormal noise when running
- \$ 225.00 ..De-Ice Tee Check Valve defective
- \$ 680.00 ..Left Windshield Contactor (WCC) intermittent
- \$ ——— ..Velcro coming loose in Aft Baggage liner


Tail Group

- \$ 125.00 ..Forward bulb burned out in upper beacon
- \$ 90.00 ..Fuselage tail cone missing camlocs
- \$ 55.00 ..Right Horizontal lower slider fairing teflon tape missing
- \$ T/S ..Horizontal Scissors will not take grease
- \$ 9,950.00 ..Right Horizontal De-Ice Boot has 4 inch tear on leading edge → I-80 Insulation?

Fuel System Leak Check

- ..Left lower wing
 1. Sump doubler leaking Class "D"
 2. Seam and 20 rivets leaking Class "D"
 3. 6 fasteners leaking Class "D"
- ..Right lower wing
 1. Forward I/B dagger leaking (18 fasteners) Class "D"
 2. 8 fasteners leaking Class "D"

\$ 12,510.00


 Approved for Work _____ Date _____

TX Status Report

Date: 06/21/2013 01:30pm
 Name: FIELDTECH
 ID: 8176247403



OKLAHOMA JET SUPPORT CENTER, INC.


AVIATION SERVICES UNLIMITED

Maintenance · Modifications · Installations · Avionics

Westwind 1124A BN 348
 Aircraft T.T. 9296.8 Landings 6678
 Left Engine s/n F-77482 TRN 6886.1 CSN 6305
 Right Engine s/n F-77483 TRN 9191.1 CSN 6844

600 hour "AB" Inspection Discrepancies
 (Total Rate...\$ 11,500.00)

ESTIMATE	Log Book Research	Airworthiness Items - Est Trouble Report - T/S Recommended -
	<p>--- Mandatory Service Bulletin 1124-24-156823 not complied with (Due @ 9136.2 hours)</p> <p>985.00 ..Mandatory Service Bulletin 1123-23-157 not complied with</p> <p>640.00 ..36 month 1200 hour Lubrication and Inspection of Nose Gear etc</p> <p>280.00 ..3 year Hydraulic Pump Test due</p> <p>5,350.00 ..3 year/3000 hour Control Rod Inspection due</p> <p>Nose Section</p> <p>7,350.00 ..Water between panes on left Windshield</p> <p>95.00 ..Nose Gear Ground Contact Switch wiring worn through</p> <p>250.00 ..Corrosion around fasteners on left Avionics Door</p> <p>NOTE ..Right Pilot Mast cracked at leading edge.</p> <p>NOTE ..NOTE: Left PPG has light abradement around outer edge</p> <p>790.00 ..Left and right Windshield Wiper Motor torn</p> <p>55.00 ..Rivet missing in belly on right side</p> <p>95.00 ..Nose Wheel Torque Shaft lock screws worn through</p> <p>NOTE ..NOTE: Nose tires at 1/2 life but deeply weather cracked</p> <p>285.00 ..Nose gear splice door lip broken off and twisted</p> <p>225.00 ..Left Nose wheel bearings and races scored</p> <p>NOTE ..Oxygen pressure at 1650 psi</p> <p>40.00 ..Left Windshield wiper arm checked incorrectly</p> <p>90.00 ..Right Nose wheel bearing seals defective</p> <p>Bill Quote ..Brace GEAR Upper Body Cracked</p> <p>Cockpit Area</p> <p>45.00 ..Bottle burned out in right "BATT OFF" light</p> <p>X/S ..Right Thrust Reverser "UNSAFE" light intermittent</p> <p>T/S ..Left Thrust Reverser "ARM" light very dim</p> <p>90.00 ..Windshield dryer crystals turned white</p> <p>NOTE ..Clearshield lights keep in dim position</p> <p>No Cost ..Both BATT Batteries very weak (Deep Cycle)</p> <p>T/S ..Cockpit DV Window has a large chunk missing</p>	


 Approved to Work _____ Date _____

Hangar 6 - Wiley Post Airport - P.O. Box 23749, Oklahoma City, OK 73123 (405) 781-8111 Fax (405) 787-8870

No.	Date/Time	Comm. Type	Duration	Sender/Destination	Pages	Results
092	06/21/2013 01:28pm	TX	'01"20	14057870010	3	OK

2051/1
COMPLETE & ACCEPTED

Customer	Fieldtech Avionics 2104
Description	Oxy MASK ASSY
Part No	MC10-13-02
Ser No	4110
Test []	Rep [] O/H [X]
FORM#	LWAS-T-200

5-13

1. Approving National Aviation Authority/Country FAA/United States		AUTHORIZED RELEASE CERTIFICATE FAA Form 8130-3 AIRWORTHINESS APPROVAL TAG	3. Form Tracking Number <div style="text-align: center; font-size: 1.2em; font-weight: bold;">2449/1</div>
4. Approved Organization Name and Address <div style="display: flex; justify-content: space-between; align-items: center;"> <div style="text-align: center;">  Laurence Walter Aerospace Solutions, LLC 1105-A International Plaza, Chesapeake, VA 23323 USA Tel: 757 966 9578 Fax: 757 966 9573 FAA Repair Station 2LWR432B </div> <div style="text-align: center;">  The MEL Group </div> </div>			5. Work Order/Contract/Invoice RO 143199A 1:

6. ITEM	7. DESCRIPTION	8. PART NO.	9. ELIGIBILITY (*)	10. QTY.	11. SERIAL/BATCH NO.	12. STATUS/WORK
1	OXYGEN MASK ASSEMBLY	MC10-13-02	UNKNOWN	1	4110	OVERHAUL

13. REMARKS Please see reverse for User/Installer Responsibilities. Item 1 - CMM Ref: 35-13-63 rev9 - 35-13-70, 35-13-71, 35-13-72, 35-13-73, AD2011 DOES NOT APPLY	FIELDTECH AVIONICS & INSTRUMENTS INC. 4151 N. MAIN STREET FORT WORTH, TX 76106 PART NO: AND SERIAL NO: CONFIRMED AS STATED
Certifies that the work specified in block 12 / 13 was carried out in accordance with EASA Part-145 and in respect to that work the component is considered ready for release to service under EASA Part-145 Approval Number: EASA.145.6383. Order No. <u>LAMRC: 2051</u> Date <u>May 02 2013</u> Signed <u>[Signature]</u> for Laurence Walter Aerospace Solutions, LLC. EASA Acceptance No 145.6383.	

14. Certifies that the items identified above were manufactured in conformity to: <input type="checkbox"/> Approved design data and are in condition for safe operation <input type="checkbox"/> Non-approved design data specified in block 13	19. <input checked="" type="checkbox"/> 14 CFR 43.9 Return to Service <input checked="" type="checkbox"/> Other Regulation specified in block 13 Certifies that unless otherwise specified in block 13, the work identified in block 12 and described in block 13, was accomplished in accordance with Title14, Code of Federal Regulations, part 43 and in respect to that work the items are approved for return to service.		
15. Authorized Signature 17. Name (Typed or Printed)	16. Approval/Authorization Number 18. Date (m/d/y)	20. Authorized Signature 22. Name (Typed or Printed)	21. Approval/Certificate Number <div style="text-align: right; font-weight: bold;">2LWR432B</div> 23 Date (m/d/y) <div style="text-align: right;">May 02 2013</div>

AUTHORIZED RELEASE CERTIFICATE - FAA FORM 8130-3
USER/INSTALLER RESPONSIBILITIES

It is important to understand that the existence of this document alone does not automatically constitute authority to install the part/component/assembly.

Where the User/Installer performs work in accordance with the national regulations of an airworthiness authority different than the airworthiness authority of the country specified in Block 1, it is essential that the User/Installer ensures that his/her airworthiness authority accepts parts/components/assemblies from the airworthiness authority of the country specified in Block 1.

Statements in Block 14 and 19 do not constitute installation certification. In all cases aircraft maintenance records must contain an installation certification issued in accordance with the national regulations by the user/Installer before the aircraft may be flown.

3-12



UNIVERSAL AVIONICS
SYSTEMS CORPORATION

Arizona Division

3260 East Universal Way, Tucson, Arizona 85756 U.S.A.

Tel: (520) 295-2300 (800) 321-5253

Fax: (520) 295-2395



WORKORDER

12R86144

Repair Station UZNR483N

Claim Date	: 03/07/2012	Page	: 1
Claim No	: 12486144	Ack. No	: 1252172
Div-Plant	: 02-20		
Received From	: F01290 FIELDTECH AVIONICS & INSTRUMEN	Phone	:
Ship To	: F01292 FIELDTECH AVIONICS & INSTRUMEN	Phone	:
Part No	: 1013-42-011	Part Serial	: 548
Part Descr	: 1M,BLK,ANA,RAIM,429 GPS OUT	Warranty No	: 0083757
Reason	: CM REPAIR/MODIFY, NON-WARRANTY	Expires	: 07/12/1999
A/C Serial	:	Customer PO	: 134532A
Registration	:	Type	:
A/C Descr	:		

NOTE: THIS IS AN ELECTRONIC WORK ORDER. ALL NAMES AND STAMP NUMBERS YOU SEE ON THIS DOCUMENT WERE APPLIED ELECTRONICALLY, AND THEN ACKNOWLEDGED BY THE INDIVIDUALS REPRESENTED.

WORK ORDER SUMMARY

CUST REPORTED: INOPERATIVE
REPAIR ACTION: N/A- REPORTED SQUAWK NOT VERIFIED

OUTGOING CONFIGURATION

PART NO:	1013-42-011
SERIAL NO:	548
SCN	23.0
GPS	10.3
MODS.	2-5
Display	1.1
MONITOR	1.3
AUX	1.3
ARINC	3.0

WORK ORDER DETAIL

>CUST REPORTED INOPERATIVE< GPS RECEIVER IS INOP.

OUTGOING: SCN 23.0
REPAIR/MODIFY, NON-WARRANTY
SHIP DATE: 03/14/2012
FEDX EXP SAVER COL
EXPEDITE

SESS	EMPLOYEE NAME	DATE	HOURS
	WORK PERFORMED		

INCOMING CONFIGURATION

SCN	23.0
GPS	10.3
MODS.	2,3,4,5
Display	1.1
MONITOR	1.3
AUX	1.3
ARINC	3.0

001	GARLANT JR BERNARDO	03/07/2012	0.10
-----	---------------------	------------	------

INC INSP AT 1324 SLIGHTLY SCRATCHED UNIT ALL OVER.
CONSISTENT WITH INST/REM. SLIGHTLY CHIPPED PAINT ON
FACEPLATE. FRONT. EDGES. LIGHTLY DIRTY LENS ALL OVER.
WITHOUT FLASH
APPLIANCE RCVD WITH QUALITY SEALS INTACT.

CONTINUED ON NEXT PAGE



WORKORDER
12R86144

Repair Station UZNR483N

Claim Date	: 03/07/2012	Page	: 2
Claim No	: 12486144	Ack. No	: 1252172
Div-Plant	: 02-20		
Received From	: F01290 FIELDTECH AVIONICS & INSTRUMEN	Phone	:
Ship To	: F01292 FIELDTECH AVIONICS & INSTRUMEN	Phone	:
Part No	: 1013-42-011	Part Serial	: 548
Part Descr	: 1M,BLK,ANA,RAIM,429 GPS OUT	Warranty No	: 0083757
Reason	: CM REPAIR/MODIFY, NON-WARRANTY	Expires	: 07/12/1999
A/C Serial	:	Customer PO	: 134532A
Registration	:	Type	:
A/C Descr	:		

002 UNIT RECEIVED WITH KEYING ERROR. VALENTINE JOHN 03/07/2012 0.10
SQUAWK NOT VERIFIED

003 VALENTINE JOHN 03/07/2012 0.10
CLEARED RAM
ALL BOARDS ARE NOW UP TO CURRENT REVS
INSPECTED UNIT AND NO DEFECTS NOTED

REMOVED PART: CPU BOARD
01013010A S/N: 93170-08 W/O # 12R86144-001
REPLACE BATTERY (P/N 78036005) DUE TO AGE

REMOVED PART: GPS BOARD
01013075C S/N: 92707-03 W/O # 12R86144-002
BOARD REMOVED FOR LATEST MAINTENANCE UPDATES
REPLACE BATTERY (P/N 78036005) DUE TO AGE

INSTALLED PART: CPU BOARD
01013010A S/N: 93170-08 W/O # 12R86144-001

INSTALLED PART: GPS BOARD
01013075C S/N: 92707-03 W/O # 12R86144-002

004 VALENTINE JOHN 03/07/2012 2.00
UNIT KEYING HAS BEEN VERIFIED AND IS CORRECT.
IN ADDITION TO THE WORK DESCRIBED ABOVE, THE FOLLOWING
CONSUMABLES WERE INCLUDED DURING OVERHAUL ACTIVITIES:
- ANTIVIBRATION MATERIAL
- FACEPLATE GASKET
VERIFIED UNIT CIRCUIT BOARD CONFIGURATION.
THIS APPLIANCE WAS MODIFIED IN ACCORDANCE WITH UNIVERSAL
AVIONICS MAINTENANCE MANUAL 34-60-17 UNS-1M NCU. ANY OTHER
MAINTENANCE ACTIONS THAT WERE NECESSARY ARE DETAILED IN
THIS WORK ORDER.

PASSED FINAL ACCEPTANCE TESTING IN ACCORDANCE WITH ABOVE
REFERENCED MAINTENANCE MANUAL.

005 PAZAK AMANDA 03/07/2012 0.10
CERTIFIED REPAIRMAN SUPERVISOR MAINTENANCE.

006 PINEDO VINCENT 03/09/2012 0.10
POST-MAINTENANCE INSPECTION PERFORMED.
APPLIANCE PASSED INSP IAW INSPECTION PROCEDURES REPORT # 20430.
INSPECTION COMPLETED AT 1048.

007 PINEDO VINCENT 03/09/2012 0.10
FINAL INSPECTION PERFORMED.
APPLIANCE PASSED INSP IAW INSPECTION PROCEDURES REPORT # 20430.
THIS ARTICLE IS AIRWORTHY WITH RESPECT TO THE WORK
PERFORMED.



WORKORDER

12R86144

Repair Station UZNR483N

Claim Date	: 03/07/2012	Page	: 3
Claim No	: 12486144	Ack. No	: 1252172
Div-Plant	: 02-20		
Received From	: F01290 FIELDTECH AVIONICS & INSTRUMEN	Phone	:
Ship To	: F01292 FIELDTECH AVIONICS & INSTRUMEN	Phone	:
Part No	: 1013-42-011	Part Serial	: 548
Part Descr	: 1M,BLK,ANA,RAIM,429 GPS OUT	Warranty No	: 0083757
Reason	: CM REPAIR/MODIFY, NON-WARRANTY	Expires	: 07/12/1999
A/C Serial	:	Customer PO	: 134532A
Registration	:	Type	:
A/C Descr	:		

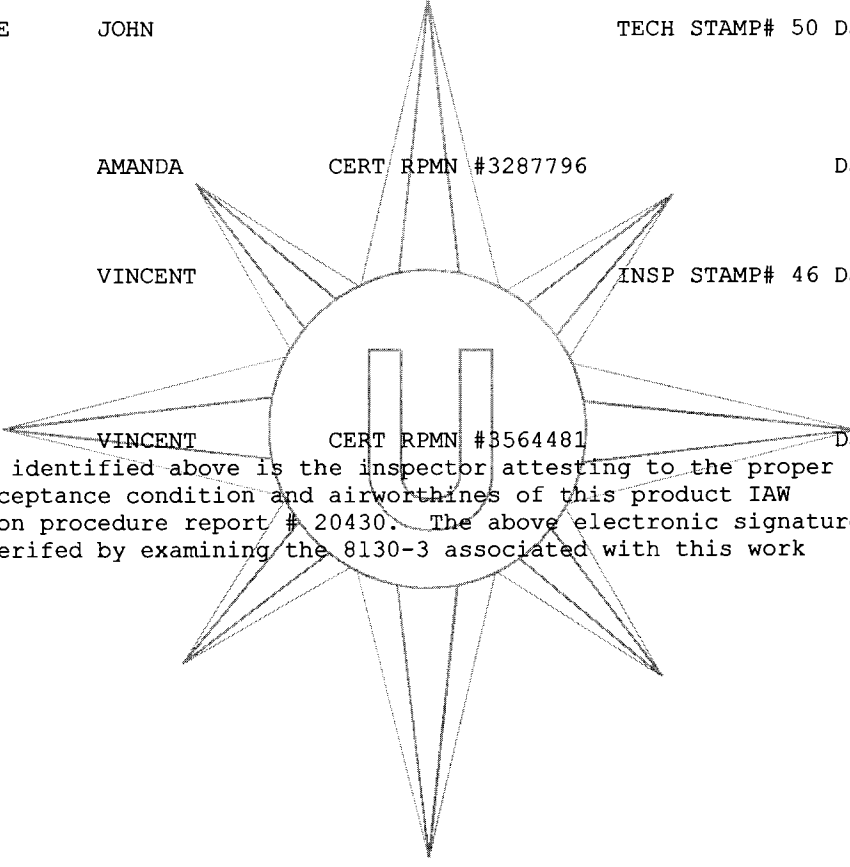
Tech VALENTINE JOHN TECH STAMP# 50 Date 03/09/2012

Cert
Rpmn
Supv
Maint PAZAK AMANDA CERT RPMN #3287796 Date 03/09/2012

Post
Maint
Insp PINEDO VINCENT INSP STAMP# 46 Date 03/09/2012

Cert
Rpmn
Perf
Final
Insp PINEDO VINCENT CERT RPMN #3564481 Date 03/09/2012

The name identified above is the inspector attesting to the proper final acceptance condition and airworthiness of this product IAW inspection procedure report # 20430. The above electronic signature can be verified by examining the 8130-3 associated with this work order.



1. Approving National Aviation Authority/Country: FAA/UNITED STATES		2. <h1 style="text-align: center;">AUTHORIZED RELEASE CERTIFICATE</h1> FAA Form 8130-3, AIRWORTHINESS APPROVAL TAG				3. Form Tracking Number: 12R86144	
4. Organization Name and Address: Universal Avionics Systems Corporation 3260 E. Universal Way Tucson, AZ 85756		Repair Station Number: UZNR483N			5. Work Order, Contract, or Invoice Number: 12R86144		
6. Item:	7. Description:	8. Part Number:	9. Eligibility*	10. Quantity:	11. Serial/Batch Number:	12. Status/Work:	
1	1M	1013-42-011	N/A	1	548	MODIFIED	
13. Remarks: RETURN TO SERVICE Inspected, modified, tested, and returned to service in accordance with Universal Avionics maintenance manual 34-60-17_UN-1M_NCU Rev IR Date 02/12/99. A detailed description of work performed is documented within the work order identified in block 5 of this form. Person who performed final acceptance testing for above described work <u>JOHN VALENTINE.</u> Date of completion: <u>03/09/12.</u> Acceptance testing was performed in accordance with above referenced maintenance manual. Universal Avionics certifies that the work specified in block 12 & 13 was carried out in accordance with EASA part-145, and in respect to that work the aircraft component is considered ready for release to service, under the EASA certificate number listed to the right: <div style="text-align: right;">EASA Approval Certificate Reference Number EASA.145.5049</div>							
14. Certifies the items identified above were manufactured in conformity to: <input type="checkbox"/> Approved design data and are in a condition for safe operation. <input type="checkbox"/> Non-approved design data specified in Block 13.			19. <input checked="" type="checkbox"/> 14 CFR 43.9 Return to Service <input checked="" type="checkbox"/> Other regulation specified in Block 13 Certifies that unless otherwise specified in Block 13, the work identified in Block 12 and described in Block 13 was accomplished in accordance with Title 14, Code of Federal Regulations, part 43 and in respect to that work, the items are approved for return to service.				
15. Authorized Signature:		16. FAA Authorization No.:	20. Authorized Signature: 		21. Approval/Certificate No.:		
			VINCENT PINEDO		UZNR483N		
17. Name (Typed or Printed):		18. Date (m/d/y):	22. Name (Typed or Printed):		23. Date (m/d/y):		
			VINCENT PINEDO		MAR/9/2012		
User/Installer Responsibilities							
It is important to understand that the existence of this document alone does not automatically constitute authority to install the part/component/assembly. Where the user/installer performs work in accordance with the national regulations of an airworthiness authority different than the airworthiness authority of the country specified in Block 1, it is essential that the user/installer ensures that his/her airworthiness authority accepts parts/components/assemblies from the airworthiness authority of the country specified in Block 1. Statements in Blocks 14 and 19 do not constitute installation certification. In all cases, aircraft maintenance records must contain an installation certification issued in accordance with the national regulations by the user/installer before the aircraft may be flown.							

8-11

WORK ORDER

Make IAI	Model 1124A	N# N83SG	Serial # 368	Tach.	WO # WW1325
Warranty Start Date	Left Eng. S/N	Time		Date Rcvd.	
Engine Model	Right Eng. S/N	Time		Delivery Date	
Owner's Name	Arthur & Arthur, LLC				Begin
Address	2003 Wood Thrush Court				8-8-2011
City	Westlake, TX 76262	Phone	Completed		
Pmt. Method <input type="checkbox"/> Cash <input type="checkbox"/> Charge <input type="checkbox"/> Credit Card <input type="checkbox"/> Credit Approved by					8-29-2011
					Written by W. O'Berg

Work Scope

MAINTENANCE RELEASE

The Aircraft identified above/below was repaired and inspected in accordance with current instructions contained in 1124 M.M., The Maintenance Rules of the Federal Aviation Regulation under which the operator is certificated and is approved for return to service as per those requirements. Pertinent details of the repair are on file at this repair station under Work Order No. WW1325 Date 8-29-2011

Signed *W. O'Berg* **OKLAHOMA JET SUPPORT CENTER**
for Aviation Services Unlimited, Inc., Hangar 6, Wiley Post Airport, Bethany, OK 73008 CRS#X6UR264N

Item	Labor	Total Time	P	Off	S	Off	Removed	Mech	Insp.
1.	ST OT		N	On	N	On	PA		DWO
Discrepancy			P		S		Repaired		
Unable to cool cabin until reaching altitude.			N		N		Reinstalled		
Corrective Action			N		N		Functional Test		
Replaced seized cooling turbine with serviceable unit removed from 1124 s/n 274.			N		N		Date Completed		
			N		N		8-29-2011		DWO

Item	Labor	Total Time	P	Off	S	Off	Removed	Mech	Insp.
2.	ST OT		N	On	N	On			
Discrepancy			P		S		Repaired		
Right light green light on all the time. (eng etc)			N		N		Reinstalled		
Corrective Action			N		N		Functional Test		
Found defective bulb no base cap, replaced bulb, etc ok good on run.			N		N		Date Completed		
			N		N		8/29/11		

Item	Labor	Total Time	P	Off	S	Off	Removed	Mech	Insp.
3.	ST OT		N	On	N	On			
Discrepancy			P		S		Repaired		
Left and right Exit seals leaking.			N		N		Reinstalled		
Corrective Action			N		N		Functional Test		
Inspected L+R Exit Seals Found improper installation/ removed exits and cleaned Seals Lubricated Seals and installed L+R exit's			N		N		Date Completed		
			N		N		Aug 29, 2011		

CONDITIONS OF REPAIR ORDER. I hereby authorize the repair work to be done along with necessary materials, and hereby grant you and/or your employees and agents permission to operate the aircraft or part herein described for the purpose of testing and/or inspection. I further agree to indemnify and hold you harmless from any and all claims, damages, loss or liability which may occur directly or indirectly from this work, testing and/or inspection, and I further agree that you will not be responsible for any loss or damage to any articles of personal property of any kind or character in case of loss by fire, theft, accident or other cause beyond your control. The labor and materials are ordered by me, for which I have authority to pay, to be listed at your regular prices. I agree to pay cash when the work is completed or on terms satisfactory to you, and until paid, such obligation shall constitute a lien on the aircraft described herein. I agree to pay legal interest upon any past due, delinquent account for the work provided for herein, as well as collection costs including reasonable attorney's fees, and I hereby waive all rights to claim exemption under any state laws.

Owner or Owner's Authorized Agent (signed) *W. O'Berg* Title _____ Date _____

OVERTIME (if needed)
 Approved
 Not Approved

ASU WO-1 White - Customer Yellow - Service Dept. Pink - Business Office

ITEM	LABOR	TOTAL TIME	P/N	OFF	S/N	OFF	MECH.	INSP.
4.				2492837		61531020		
	ST	OT		SAME		11813239		
DISCREPANCY							REMOVED	
Replace left main tire.							REPAIRED	
CORRECTIVE ACTION							REINSTALLED	
Replaced left main tire. I/A/w the							FUNCTIONAL TEST	
1124 m/m. Replaced both bearings.							DATE COMPLETED	
Reinstall back on AK.							8-8-11	
ITEM	LABOR	TOTAL TIME	P/N	OFF	S/N	OFF	MECH.	INSP.
5.								
	ST	OT						
DISCREPANCY							REMOVED	
Lower ANTI-COLLISION Lite lens missing.							REPAIRED	
CORRECTIVE ACTION							REINSTALLED	
Installed screwable as removed lens from skv 250							FUNCTIONAL TEST	
Part on order							DATE COMPLETED	
							8-17-11	
ITEM	LABOR	TOTAL TIME	P/N	OFF	S/N	OFF	MECH.	INSP.
6.						70931296		
	ST	OT				035-44887		
DISCREPANCY							REMOVED	
Replace right main tire.							RL	DWO
CORRECTIVE ACTION							REPAIRED	
Replaced right main tire, repacked both bearings.							RL	DWO
reinstall wheel/tire assembly.							REINSTALLED	
							RL	DWO
FUNCTIONAL TEST							DATE COMPLETED	
							8-29-2011	DWO
ITEM	LABOR	TOTAL TIME	P/N	OFF	S/N	OFF	MECH.	INSP.
7.								
	ST	OT						
DISCREPANCY							REMOVED	
Clean + Lube outflow + Safety valves.							REPAIRED	
CORRECTIVE ACTION							REINSTALLED	
Cleaned valves with alk. 1 + Lubed							FUNCTIONAL TEST	
shafts with LPS-2							DATE COMPLETED	
							8/29/11	
ITEM	LABOR	TOTAL TIME	P/N	OFF	S/N	OFF	MECH.	INSP.
	ST	OT						
DISCREPANCY							REMOVED	
							REPAIRED	
CORRECTIVE ACTION							REINSTALLED	
							FUNCTIONAL TEST	
							DATE COMPLETED	
ITEM	LABOR	TOTAL TIME	P/N	OFF	S/N	OFF	MECH.	INSP.
	ST	OT						
DISCREPANCY							REMOVED	
							REPAIRED	
CORRECTIVE ACTION							REINSTALLED	
							FUNCTIONAL TEST	
							DATE COMPLETED	

ALL WORK PERFORMED ON THIS PAGE IS SUBJECT TO THE TERMS AND CONDITIONS SET FORTH ON PAGE ONE OF THIS WORK ORDER.

Worthington Aviation Parts, Inc.
CERTIFICATE OF CONFORMITY

ASA-100 ACCREDITED



Original

SITA

No: 6689

Bill To:

Ship To:

ORIGINAL

AVIATION SERVICES UNLIMITED
 P.O. BOX 23749
 OKLAHOMA CITY, OK 73123

AVIATION SERVICES UNLIMITED
 7200 MILLION AIR DRIVE HANGAR #6
 WILEY POST AIRPORT
 BETHANY, OK 73008

Customer PO	Ship Date	Order Date
22108		8/17/2011

Part No.	Description	Cond	Qty	S/L	Lot/Batch #	Serial No	PO Number
68-4270569-53	LENS, RED WHOLE (LOWER)	AS	1	39			

As a management official of Worthington Aviation Parts, Inc. I hereby certify that the material or part listed herein has not been:

1. Removed from an aircraft or engine that has been subjected to extreme heat, stress (as in a major engine failure, accident or fire);
2. Subjected to extreme stress or heat (as in a warehouse fire); or
3. Obtained from any military services or any government.

Signed:

For and on behalf of Worthington Aviation Parts, Inc.

Inspectors Stamp





Crtl#: 117657

CrtlID: 1

PART NO: 68-4270569-53

DESC: LENS, RED W/HOLE (LOWER)

COND: AS

SL: 39

SN:

PO:

RECEIVER #: 42151

RECV DATE: 4/28/2009

EXP DATE: 0

CERT SOURCE: PART 121 (Domestic Air Car

TAGGED BY: EMPLOYEE BENEFIT MGMT SVCS

REMARKS: SCANNED

OWNER: EMPLOYEE BENEFIT MGMT SVCS

CATEGORY: 35

QTY: 1

Worthington WH: EAGAN

ORG LOCATION

~~J37-10A~~

LOCATION CHANGES

1

J41-18B

2


3

4

5

6

INSPECTED BY:



ENT BY: JPELO

Aviation Services Unlimited, Inc.
COMPONENT IDENTIFICATION TAG

SERVICEABLE UNIT DATA

PART NAME Lens

PART # 68-4270 569-53

SERIAL # N/A

COND. New MOD # _____

Made Serviceable & Shop Records Completed by:

VENDOR Worthington

VENDOR W.O.# _____

DATE 8/19/11 STA. _____

ASU RECEIVING INSPECTOR # 53

DATE 8/19/11 P.O.# 2268

QUANTITY 1 W.O.# WW1325-5

UNIT SHELF LIFE EXPIRES: _____

UNIT INSTALLED DATA

A/C # _____

POSITION _____

INSTALLED BY _____

MO. _____ YR. _____ STA. _____

ASU - 4

White - Customer

Yellow - on Part

Pink - Work Order

REPAIRABLE UNIT DATA

PART NAME _____

Part # _____

Serial # _____

REMOVED FROM _____

ACFT NO. _____

POSITION _____

REMOVED BY _____

MO. _____ DAY _____ YR. _____ STA. _____

A/C TAT: _____

TSO: _____

REASON FOR REMOVAL

Aviation Services Unlimited, Inc.
COMPONENT IDENTIFICATION TAG

SERVICEABLE UNIT DATA

PART NAME WW MAIN Tire

PART # 249K93-3

SERIAL # 11813239

COND. New MOD # _____

Made Serviceable & Shop Records Completed by:

VENDOR AUI ALL

VENDOR W.O.# _____

DATE 7/25/11 STA. _____

ASU RECEIVING INSPECTOR # 53

DATE 7/25/11 P.O.# 22092

QUANTITY 1 W.O.# Stock

UNIT SHELF LIFE EXPIRES: _____

UNIT INSTALLED DATA

A/C # _____ S/N 368

POSITION INSTALLED BY LH MLG
NW

MO. 8) Y. 8 YR. 11 STA. _____

REPAIRABLE UNIT DATA

PART NAME _____

Part # _____

Serial # _____

REMOVED FROM _____

ACFT NO. _____

POSITION _____

REMOVED BY _____

MO. _____ DAY _____ YR. _____ STA. _____

A/C TAT: _____

TSO: _____

REASON FOR REMOVAL

Worn out

ASU - 4

White - Customer

Yellow - on Part

Pink - Work Order

Aviation Services Unlimited, Inc.
COMPONENT IDENTIFICATION TAG

SERVICEABLE UNIT DATA

PART NAME MAIN Tire

PART # 249K 83-3

SERIAL # 03542859

COND. New MOD # _____

Made Serviceable & Shop Records Completed by:

VENDOR AVIALL

VENDOR W.O.# _____

DATE 3/14/11 STA. _____

ASU RECEIVING INSPECTOR # 53

DATE 3/14/11 P.O.# 21949

QUANTITY 1 W.O.# Stock

UNIT SHELF LIFE EXPIRES: _____

UNIT INSTALLED DATA

A/C # 368

POSITION R/H main

INSTALLED BY RL

MO. 8 YR. 29 YR. 11 STA. _____

REPAIRABLE UNIT DATA

PART NAME _____

Part # _____

Serial # _____

REMOVED FROM _____

ACFT NO. _____

POSITION _____

REMOVED _____

BY _____

MO. _____ DAY _____ YR. _____ STA. _____

A/C TAT: _____

TSO: _____

REASON FOR REMOVAL

worn out

ASU - 4

White - Customer

Yellow - on Part

Pink - Work Order

1. Approving National Aviation Authority/Country: FAA/United States		2. AUTHORIZED RELEASE CERTIFICATE FAA Form 8130-3, AIRWORTHINESS APPROVAL TAG					3. Form Tracking Number: a	
4. Organization Name and Address: AVIATION SERVICES UNLIMITED, INC HGR #6, WILEY POST AIRPORT BETHANY, OK 73008						5. Work Order/Contract/Invoice Number: WW1325		
6. Item:	7. Description:	8. Part Number:	9. Eligibility: *	10. Quantity:	11. Serial/Batch Number:	12. Status/Work:		
1.	Cooling Turbine	572375-3	1124/1124A	1 each	69-236	Serviceable as Removed		
13. Remarks: Serviceable as removed from Westwind 1124 S/N 274. Flushed oil system and serviced with Mobil Jet II. Performed function test on receiving aircraft 1124A s/n 368, checked normal.								
14. Certifies the items identified above were manufactured in conformity to: <input type="checkbox"/> Approved design data and are in a condition for safe operation. <input type="checkbox"/> Non-approved design data specified in Block 13.				19. <input checked="" type="checkbox"/> 14 CFR 43.9 Return to Service <input type="checkbox"/> Other regulation specified in Block 13 Certifies that unless otherwise specified in Block 13, the work identified in Block 12 and described in Block 13 was accomplished in accordance with Title 14, Code of Federal Regulations, part 43 and in respect to that work, the items are approved for return to service.				
15. Authorized Signature:		16. Approval/Authorization No.:		20. Authorized Signature: <i>B. Wayne O' Berg</i>		21. Approval/Certificate No.:		
17. Name (Typed or Printed):		18. Date (m/d/y):		22. Name (Typed or Printed): B. Wayne O' Berg		23. Date (m/d/y): 08-29-2011		
User/Installer Responsibilities								
It is important to understand that the existence of this document alone does not automatically constitute authority to install the part/component/assembly. Where the user/installer performs work in accordance with the national regulations of an airworthiness authority different than the airworthiness authority of the country specified in Block 1, it is essential that the user/installer ensures that his/her airworthiness authority accepts parts/components/assemblies from the airworthiness authority of the country specified in Block 1. Statements in Block 18 and 19 do not constitute installation certification. In all cases, aircraft maintenance records must contain an installation certification issued in accordance with the national regulations by the user/installer before the aircraft may be flown.								

FAA FORMS 8130-3

Airworthiness Approval Tag User/Installer Responsibilities

It is important to understand that the existence of this Document alone does not automatically constitute authority to install the part/component/assembly.

Where the user/installer work in accordance with the national regulation of an Airworthiness Authority different than the Airworthiness Authority of the country specified in block 1 it is essential that the user/installer ensures that his/her Airworthiness Authority accepts parts/components/assemblies from the Airworthiness Authority of the country specified in block 1.

Statements in block 14 and 19 do not constitute installation certification. In all cases aircraft maintenance records must contain an installation certification issued in accordance with the national regulations by the user/installer before the aircraft may be flown.

1. Approving National Aviation Authority/Country: FAA/United States	2. AUTHORIZED RELEASE CERTIFICATE FAA FORM 8130-3, AIRWORTHINESS APPROVAL TAG	3. Form Tracking Number: 130598A
--	--	-------------------------------------


4. Organization Name and Address: FIELDTECH AVIONICS AND INSTRUMENTS, INC. 4151 N MAIN ST, FT WORTH, TX 76106 CRS: WR1R594K	5. Work Order/Contract/ Invoice Number: 130598A
--	--

6. Item: 1	7. Description: ENCODING ALT, BLK, 5V, BL/WH	8. Part Number: 622-3975-003	9. Eligibility: * 10. Quantity: 1	11. Serial/Batch Number: 1152	12. Status/Work: REPAIRED
---------------	--	---------------------------------	--------------------------------------	----------------------------------	------------------------------

13. Remarks:
RESHIMMED MOTOR. REPAIRED AND TESTED IAW MFR PUB# 523-0767666, REV 0, TR17, AUG 26, 1994.

CERTIFIES THAT THE WORK SPECIFIED IN BLOCK 12/13 WAS CARRIED OUT IN ACCORDANCE WITH EASA PART-145, AND IN RESPECT TO THAT WORK THE COMPONENT IS CONSIDERED READY FOR RELEASE TO SERVICE UNDER EASA PART-145 APPROVAL NUMBER: EASA.145.4443

14. Certifies the items identified above were manufactured in conformity to: <input type="checkbox"/> Approved design data and are in a condition for safe operation. <input type="checkbox"/> Non-Approved design data specified in Block 13.	19. <input checked="" type="checkbox"/> 14 CFR 43.9 Return to Service <input checked="" type="checkbox"/> Other regulation specified in Block 13
	Certifies that unless otherwise specified in Block 13, the work identified in Block 12 and described in Block 13 was accomplished in accordance with Title 14, Code of Federal Regulations, part 43 and in respect to that work, the items are approved for return to service.

15. Authorized Signature: _____	16. Approval/ Authorization No.: _____	20. Authorized Signature: 	21. Approval/ Certificate No.: WR1R594K
------------------------------------	---	---	--

17. Name (Typed or Printed): _____	18. Date (m/d/y): _____	22. Name: (Typed or Printed) TODD MCDONOUGH	23. Date (m/d/y): Aug/24/2011
---------------------------------------	----------------------------	--	----------------------------------

User/Installer Responsibilities

It is important to understand that the existence of this document alone does not automatically constitute authority to install the part/component/assembly.

Where the user/installer performs work in accordance with the national regulations of an airworthiness authority different than the airworthiness authority of the country specified in Block 1, it is essential that the user/installer ensures that his/her airworthiness authority accepts parts/components/assemblies from the airworthiness authority of the country specified in Block 1.

Statements in Blocks 14 and 19 do not constitute installation certification. In all cases, aircraft maintenance records must contain an installation certification issued in accordance with the national regulations by the user/installer before the aircraft may be flown.

FIELDTECH AVIONICS & INSTRUMENTS, INC.

REPAIR DATA REPORT

WORK ORDER NO:130598A
ITEM:1

CUSTOMER: ARTHUR & ARTHUR LLC

PURCHASE ORDER NO:

MANUFACTURER: COLLINS
MODEL NUMBER: ALI80A
SERIAL NUMBER: 1152
AIRCRAFT TYPE:

DESCRIPTION: ENCODING ALT,BLK,5V,BL/WH
PART NUMBER: 622-3975-003
WARRANTY REPAIR: YES
AIRCRAFT REG:

CUSTOMER COMPLAINT:

HIDDEN DAMAGE (Y/N): N

INTERMITTENT FLAG. FLAG DISAPPEARS AFTER TAPPIN ON ALTIMETER.

COMPLAINT VERIFIED: YES

INITIAL INSPECTION:
UNIT TESTS GOOD.

DETAILED INSPECTION:

SUSPECT THAT THE MOTOR CAN BIND WHEN THE UNIT IS HOT.

CORRECTIVE ACTION:

RESHIMMED MOTOR. REPAIRED AND TESTED IAW MFR PUB# 523-0767666, REV 0, TR17, AUG 26, 1994.

MOD STATUS:1-4,7,12,14,15,16,19,21,E

FINAL CONDITION: REPAIRED

TECHNICIAN: *Tommy Thompson* DATE: Aug/24/2011
PARTS REPLACED ON THIS WORK ORDER ARE LISTED ON FOLLOWING PAGE(S)
F109-R1 (5/2011)

20-11

JET TECH



Reg. # N83SG

Date: 10/26/2011

Work Order #:102683

Make:WESTWIND

Model: 1124A

S/N: 368

TAT:

Lt Engine:

Rt Engine:

Landings:

- 1) REMOVED DAMAGED R/H BRAKE ASSY P/N:5002805-3 S/N:FEB81-100A. INSTALLED SERVICEABLE "AS REMOVED" R/H BRAKE ASSY P/N:5002805-3 S/N:1290018
- 2) REMOVED DAMAGED R/H WHEEL ASSY P/N:5002806-2 S/N: UNK. INSTALLED OVERHAULED R/H WHEEL ASSY P/N 5002806-2 S/N AUG85-272S-AUG92-3
- 3) BLED R/H BRAKE ASSY NORMAL SYSTEM AND EMERG SYSTEM.
- 4) SERVICED HYD RESERVOIR 2 PINTS SKYDROL

I certify this aircraft has been inspected in accordance with FAR 91.409 (f) (3) and or Repaired in accordance with the current regulations of the Federal Aviation Administration and is approved for return to service this date in regards to the work performed above. For further details and information see W.O. #10283 on file at Jet Tech

END

Inspected By:

Rod Techmeyer

Date: 10/26/2011

For: R/T Jet Tech LP, 200 Texas Way 23N,
Fort Worth, Texas 76106

A/P 003417376

Office: (817) 626-1548

COPY



Alliance Air Parts, Inc.
 P O Box 950640
 Oklahoma City, OK 73195
 Ph: 405-548-2500 Fax: 405-548-2510
 EMail: sales@aapi.aero
 purchasing@aapi.aero
 Web: www.aapi.aero

10-11

Packing List	
Ship Doc :	A06166
Printed :	10/24/2011
No. Items :	2
Page :	1 of 1

Bill To:
 ARTHUR & ARTHUR LLC
 2003 WOOD THRUSH COURT
 WESTLAKE, TX 76262

Ship To:
 FIELDTECH AVIONICS INC
 ATTN: HOWARD HELM
 4151 NORTH MAIN ST
 MEACHAM FIELD
 FORT WORTH TX 76106

Sales Order : S06083	AWB : 1Z35R2Y80345621510	C-Code : BUTCH
Your Order# : EMAIL	Customer# : CAA11-1199	Contact : MELINDA ARTHUR
Order Date : 10/19/2011	Terms : Agreement	Phone : 817-913-5024
Ship Date : 10/24/2011	Sales Person : Christie Ives	Fax :
Ship Via : UPS GROUND	FOB : OKC	Weight : #Boxes: 2
Ship Account:	W/O :	Dimensions:

Item	Part Number/Description	CD	Location	UM	Ord	B/O	Shipped
1	5002806-2 WHEEL ASSY S/N:AUG85-272/S-AUG92-43	OH	P1B1 P1	EA	1	0	1 _____
2	5002805-3 BRAKE ASSY S/N:1290018	AR	P1B6 P1	EA	1	0	1 _____

ALL PARTS HAVE A 30 DAY MONEY BACK GUARANTEE.
ALL SHIPMENTS ARE FOB-OKC - UNLESS STATED OTHERWISE
WE INSURE ALL SHIPMENTS FOR THE FULL PURCHASE PRICE - IF YOU ARE DECLINING THIS
COVERAGE YOU DO SO AT YOUR OWN RISK AND MUST HAVE A SIGNED RELEASE FORM ON FILE
****ALL RETURNS MUST HAVE A RETURN AUTHORIZATION NUMBER AND MAY BE SUBJECT TO**
A 15% RESTOCKING FEE - CONTACT YOUR SALESPERSON .
****PLEASE SEE OUR WEBSITE FOR COMPLETE TERMS & CONDITIONS** www.allianceairparts.com**

ALLIANCE AIR PARTS, INC MAKES NO WARRANTIES EXPRESSED OR IMPLIED AS TO THE AIRWORTHINESS OF ANY ITEM! A LICENSED MECHANIC SHOULD INSPECT AND INSTALL ALL PARTS.

MATERIAL CERTIFICATION

PART DESC: BRAKE ASSY

CUSTOMER
PO#: _____ **EMAIL** _____

PART NUMBER: 5002805-3

SERIAL
NUMBER: 1290018

QUANTITY: 1

THE UNDERSIGNED HEREBY CERTIFIES THE ABOVE MATERIAL ACCOMPANIED BY THIS CERTIFICATION

IS IN AS REMOVED _____ / CONDITION AND WAS ORIGINALLY MANUFACTURED

BY IAI _____ OR ONE OF THEIR AUTHORIZED LICENSEES. WE

FURTHER CERTIFY THE ABOVE MATERIAL WAS NOT OBTAINED FROM ANY U.S. MILITARY SOURCE. THE MATERIAL LISTED ABOVE IS TRACEABLE BACK TO THE FOLLOWING SOURCE:

AIRCRAFT: WESTWIND _____

SERIES: 1124 WESTWIND I _____


AIRCRAFT SERIAL NUMBER: 274 _____

REGISTRATION: N274K _____

AIRCRAFT TOTAL TIME AT REMOVAL: 9504.1 _____

AIRCRAFT TOTAL CYCLES AT REMOVAL: 6184 _____

TO THE BEST OF OUR KNOWLEDGE THE MATERIAL ABOVE WAS NOT SUBJECTED TO EXCESSIVE HEAT, AS IN MAJOR ENGINE FAILURE OR FIRE AND WAS NOT PURCHASED FROM A MILITARY SOURCE. THE UNITS WERE INSPECTED AND DOCUMENTS VERIFIED.



DATE: 10/24/11

INSPECTOR
ALLIANCE AIR PARTS, INC.

LOGBOOKS AND ORIGINAL DOCUMENTATION ARE ON FILE AT ALLIANCE AIR PARTS, INC., 11700 S. MERIDIAN AVE., OKLAHOMA CITY, OKLAHOMA 73173 TELEPHONE: 405-548-2500 FAX: 405-548-2510

TABLE OF CONTENTS


<u>Figure</u>	<u>Table</u>	<u>Page</u>
	Foreword	VIII-i/ii
	GENERAL INFORMATION	VIII-1
	Definitions	VIII-1
	Weight Limitations	VIII-3
	Distributed Loading Restrictions	VIII-3
	Zero Fuel Weight Restrictions	VIII-3
	Weighing Instructions	VIII-4
	Preparation for Weighing	VIII-4
	Weighing Procedure	VIII-5
	Jacking Points	VIII-6
8-1	Weighing Point Dimensions	VIII-6
8-1	Airplane Weighing Record	VIII-7
8-2	Derivation of Basic Weight	VIII-8
8-3	Basic Weight Change Record	VIII-9
8-4	Derivation of Basic Operating Weight	VIII-10
	LOADING INSTRUCTIONS	VIII-11
	Loading Calculations	VIII-11
8-2	Sample Passenger Seating Arrangements	VIII-12
8-3	Loading Schedule Form	VIII-13
8-3.1	Loading Schedule Example	VIII-14
	Useful Load Weights and Moments	VIII-15
8-5	Passenger Loading	VIII-15
8-4	Passenger Loading and Seating Arrangement	VIII-15
8-6	Baggage Loading	VIII-17
8-7	Maximum Fuel Loadings – Zone 2	VIII-18
8-8	Usable Fuel Moment (Sheet 1)	VIII-19
8-8	Usable Fuel Moment (Sheet 2)	VIII-20
8-5	Center-of-Gravity Envelope	VIII-21
8-9	Center-of-Gravity Envelope Limits	VIII-22
8-6	Conversion Chart – Arm to % MAC	VIII-23
8-10	Unusable Fuel	VIII-24

(Continued)

Section VIII
Weight and Balance

TABLE OF CONTENTS (Continued)

<u>Figure</u>	<u>Table</u>	<u>Page</u>
	MISCELLANEOUS INFORMATION	VIII--24
8-7	FAA Form 337 (Sample; front side) (Sheet 1)	VIII--24
8-7	FAA Form 337 (Sample; reverse side) (Sheet 2)	VIII--25

1. Approving National Aviation Authority/Country: FAA/United States		2. AUTHORIZED RELEASE CERTIFICATE FAA FORM 8130-3, AIRWORTHINESS APPROVAL TAG			3. Form Tracking Number: 130991	
4. Organization Name and Address: FIELDTECH AVIONICS AND INSTRUMENTS, INC. 4151 N MAIN ST, FT WORTH, TX 76106 CRS: WR1R594K				5. Work Order/Contract/ Invoice Number: 130991		
6. Item: 1	7. Description: GPS ANTENNA	8. Part Number: 10704	9. Eligibility: *	11. Serial/Batch Number: 1267	12. Status/Work: INSPECTED	
			10. Quantity: 1			
13. Remarks: UNIT WAS CLEANED AND INSPECTED. ANTENNA WAS TESTED I.A.W. CI-401 SERIES SPECIFICATION SHEET CM311/066/15 1996. RETURN TO SERVICE. CERTIFIES THAT THE WORK SPECIFIED IN BLOCK 12/13 WAS CARRIED OUT IN ACCORDANCE WITH EASA PART-145, AND IN RESPECT TO THAT WORK THE COMPONENT IS CONSIDERED READY FOR RELEASE TO SERVICE UNDER EASA PART-145 APPROVAL NUMBER: EASA.145.4443						
14. Certifies the items identified above were manufactured in conformity to: <input type="checkbox"/> Approved design data and are in a condition for safe operation. <input type="checkbox"/> Non-Approved design data specified in Block 13.			19. <input checked="" type="checkbox"/> 14 CFR 43.9 Return to Service <input checked="" type="checkbox"/> Other regulation specified in Block 13 Certifies that unless otherwise specified in Block 13, the work identified in Block 12 and described in Block 13 was accomplished in accordance with Title 14, Code of Federal Regulations, part 43 and in respect to that work, the items are approved for return to service.			
15. Authorized Signature:		16. Approval/Authorization No.:		20. Authorized Signature:		21. Approval/Certificate No.:
						WR1R594K
17. Name (Typed or Printed):		18. Date (m/d/y):		22. Name: (Typed or Printed) RICARDO SALAZAR		23. Date (m/d/y): Sep/14/2011

User/Installer Responsibilities

It is important to understand that the existence of this document alone does not automatically constitute authority to install the part/component/assembly.

Where the user/installer performs work in accordance with the national regulations of an airworthiness authority different than the airworthiness authority of the country specified in Block 1, it is essential that the user/installer ensures that his/her airworthiness authority accepts parts/components/assemblies from the airworthiness authority of the country specified in Block 1.

Statements in Blocks 14 and 19 do not constitute installation certification. In all cases, aircraft maintenance records must contain an installation certification issued in accordance with the national regulations by the user/installer before the aircraft may be flown.

*Installer must cross-check eligibility with applicable technical data.

FAA FORM 8130-3 (6-01)

FIELDTECH AVIONICS & INSTRUMENTS, INC.

REPAIR DATA REPORT

WORK ORDER NO:130991
ITEM:1

CUSTOMER: FIELDTECH AVIONICS & INST

PURCHASE ORDER NO: 95948

MANUFACTURER: UNIVERSAL

DESCRIPTION: GPS ANTENNA

MODEL NUMBER: 10704

PART NUMBER: 10704

SERIAL NUMBER: 1267

WARRANTY REPAIR: NO

AIRCRAFT TYPE:

AIRCRAFT REG:

CUSTOMER COMPLAINT:
PLEASE TAG FOR SALE.

HIDDEN DAMAGE (Y/N): N

COMPLAINT VERIFIED: YES

INITIAL INSPECTION:

RECEIVED IN GOOD COSMETIC CONDITION. REQUIRES TO BE CLEANED AND INSPECTED.
MEETS O.E.M. SPECIFICATIONS.

DETAILED INSPECTION:
NO DISCREPANCIES.

CORRECTIVE ACTION:

UNIT WAS CLEANED AND INSPECTED. ANTENNA WAS TESTED I.A.W. CI-401 SERIES
SPECIFICATION SHEET CM311/066/15 1996. RETURN TO SERVICE.

MOD STATUS:NONE.

FINAL CONDITION: INSPECTED

TECHNICIAN:

S. P. 9.14.11

DATE: Sep/14/2011

PARTS REPLACED ON THIS WORK ORDER ARE LISTED ON FOLLOWING PAGE(S)
F109-R1 (5/2011)

1. Approving National Aviation Authority/Country: FAA/United States	2. AUTHORIZED RELEASE CERTIFICATE FAA FORM 8130-3, AIRWORTHINESS APPROVAL TAG	3. Form Tracking Number: 128363A
--	--	-------------------------------------

4. Organization Name and Address: FIELDTECH AVIONICS AND INSTRUMENTS, INC. 4151 N MAIN ST, FT WORTH, TX 76106 CRS: WR1R594K	5. Work Order/Contract/ Invoice Number: 128363A
--	---

6. Item: 1	7. Description: ENCODING ALT, BLK, 5V, BL/WH	8. Part Number: 622-3975-003	9. Eligibility: * 10. Quantity: 1	11. Serial/Batch Number: 1152	12. Status/Work: REPAIRED
---------------	--	---------------------------------	--------------------------------------	----------------------------------	------------------------------

13. Remarks:
INSPECTED AND TROUBLESHOOT THE UNIT. OVERHAULED THE MOTOR AND CLEANED THE GEAR TRAIN. ASSEMBLED THE UNIT. REPAIRED AND TESTED THE UNIT IAW PUB #523-0767666, ED5, REV 0, TEMP REV 17, DATE JAN/3/2008.

CERTIFIES THAT THE WORK SPECIFIED IN BLOCK 12/13 WAS CARRIED OUT IN ACCORDANCE WITH EASA PART-145, AND IN RESPECT TO THAT WORK THE COMPONENT IS CONSIDERED READY FOR RELEASE TO SERVICE UNDER EASA PART-145 APPROVAL NUMBER: EASA.145.4443

14. Certifies the items identified above were manufactured in conformity to: <input type="checkbox"/> Approved design data and are in a condition for safe operation. <input type="checkbox"/> Non-Approved design data specified in Block 13.	19. <input checked="" type="checkbox"/> 14 CFR 43.9 Return to Service	<input type="checkbox"/> Other regulation specified in Block 13
	Certifies that unless otherwise specified in Block 13, the work identified in Block 12 and described in Block 13 was accomplished in accordance with Title 14, Code of Federal Regulations, part 43 and in respect to that work, the items are approved for return to service.	

15. Authorized Signature: _____	16. Approval/Authorization No.: _____	20. Authorized Signature: <i>Duane Gorman</i>	21. Approval/Certificate No.: WR1R594K
--	--	--	---

17. Name (Typed or Printed): _____	18. Date (m/d/y): _____	22. Name: (Typed or Printed) DUANE GORMAN	23. Date (m/d/y): Jul/5/2011
---	--------------------------------	--	-------------------------------------

User/Installer Responsibilities

It is important to understand that the existence of this document alone does not automatically constitute authority to install the part/component/assembly.

Where the user/installer performs work in accordance with the national regulations of an airworthiness authority different than the airworthiness authority of the country specified in Block 1, it is essential that the user/installer ensures that his/her airworthiness authority accepts parts/components/assemblies from the airworthiness authority of the country specified in Block 1.

Statements in Blocks 14 and 19 do not constitute installation certification. In all cases, aircraft maintenance records must contain an installation certification issued in accordance with the national regulations by the user/installer before the aircraft may be flown.

*Installer must cross-check eligibility with applicable technical data.

FAA FORM 8130-3 (6-01)

FIELDTECH AVIONICS & INSTRUMENTS, INC.

REPAIR DATA REPORT

WORK ORDER NO:128363A
ITEM:1

CUSTOMER: ARTHUR & ARTHUR LLC

PURCHASE ORDER NO:

MANUFACTURER: COLLINS
MODEL NUMBER: ALI80A
SERIAL NUMBER: 1152
AIRCRAFT TYPE:

DESCRIPTION: ENCODING ALT, BLK, 5V, BL/WH
PART NUMBER: 622-3975-003
WARRANTY REPAIR: NO
AIRCRAFT REG:

CUSTOMER COMPLAINT:
OUT OF TOLERANCE

HIDDEN DAMAGE (Y/N): N

COMPLAINT VERIFIED: YES

INITIAL INSPECTION:
UNIT WAS ERRATIC AND GO OUT OF CAL. WHILE RUNNING THE UNIT FLAGGED AND STOP
RUNNING.

DETAILED INSPECTION:
THE MOTOR IS LOCKING UP. THE MOTOR NEEDS CLEANING AND THE BEARINGS NEED
REPLACEMENT.

CORRECTIVE ACTION:

INSPECTED AND TROUBLESHOOT THE UNIT. OVERHAULED THE MOTOR AND CLEANED THE GEAR
TRAIN. ASSEMBLED THE UNIT. REPAIRED AND TESTED THE UNIT IAW PUB #523-0767666,
ED5, REV 0, TEMP REV 17, DATE JAN/3/2008.

MOD STATUS:1,2,3,4,7,12,14,15,16,19,21,E

FINAL CONDITION: REPAIRED

TECHNICIAN: *Larry Thompson* DATE: Jul/5/2011
PARTS REPLACED ON THIS WORK ORDER ARE LISTED ON FOLLOWING PAGE(S)
F109-R1 (5/2011)

DATE 6/30/2011

PARTS LIST FOR
WORK ORDER#: 128363A
ITEM: 1

PART NUMBER	DESCRIPTION	QTY
338-9001-06	BEARING	2



AVIONICS & INSTRUMENTS, INC.
Loc. 3N, Meacham Field
Ft. Worth, Texas 76106

BS #WR1R594K

S/N 171615 W.O. 128363

Altitude	Err	Altitude	Err	Altitude	Err
-1000	0	14000	-50		
0	-10	16000	-60		
500	-20	18000	-60		
1000	-20	20000	-70		
1500	-25	22000	-60		
2000	-30	25000	-80		
3000	-30	30000	-40		
4000	-35	35000	40		
6000	-40	40000	120		
8000	-50	45000			
10000	-40	50000			
12000	-70				

DATE 7-8-11

TECH [Signature]

INSP [Signature]



AVIONICS & INSTRUMENTS, INC.
Loc. 3N, Meacham Field
Ft. Worth, Texas 76106

RS #WR1R594K

S/N 41279 W.O. 128363

Altitude	Err	Altitude	Err	Altitude	Err
-1000	0	14000	-20		
0	-10	16000	-20		
500	-10	18000	-20		
1000	-10	20000	-20		
1500	-10	22000	-20		
2000	-10	25000	-40		
3000	-10	30000	-100		
4000	-10	35000	-180		
6000	-10	40000	-230		
8000	-10	45000			
10000	-10	50000			
12000	-20				

DATE 7-8-11

TECH JR

INSP J.S.O.



AVIONICS & INSTRUMENTS, INC.
Loc. 3N, Meacham Field
Ft. Worth, Texas 76106

RS #WR1R594K

S/N IM9BY W.O. 128363

Altitude	Err	Altitude	Err	Altitude	Err
-1000	-20	14000	-25		
0	-20	16000	-25		
500	-20	18000	-25		
1000	-20	20000	-30		
1500	-20	22000	-30		
2000	-20	25000	-30		
3000	-20	30000	-30		
4000	-20	35000	-30		
6000	-20	40000	-40		
8000	-20	45000			
10000	-20	50000			
12000	-25				

DATE 7-8-11

TECH [Signature]

INSP [Signature]



Table 3.2 ADC Functional Test Specification for the Israel Aircraft Industries 1124A "Westwind II", Aircraft (Pilot Side)

Condition Number	Test Set Mach Number	Test Set Airspeed (kt)	Test Set Altitude (ft)	Nominal Altitude (ft)	Min Allowable Altitude	Pilot Altitude (ft)	Max Allowable Altitude
1	0.000	0	0	0	-46	-20	37
2	0.100	66	0	-13	-59	-30	24
3	0.200	132	0	-27	-73	-40	10
4	0.300	198	0	-68	-114	-85	-31
5	0.400	264	0	-111	-157	-125	-74
6	0.500	331	0	-245	-291	-260	-208
7	0.400	163	25,000	24908	24862	24885	24945
8	0.500	205	25,000	24797	24751	24780	24834
9	0.600	248	25,000	24728	24682	24710	24765
10	0.700	292	25,000	24673	24627	24660	24710
11	0.750	315	25,000	24667	24621	24650	24704
12	0.785	331	25,000	24667	24621	24650	24704
13	0.400	146	30,000	29912	29865	29885	29949
14	0.500	184	30,000	29806	29758	29780	29843
15	0.600	223	30,000	29739	29692	29720	29776
16	0.700	263	30,000	29687	29639	29665	29724
17	0.750	283	30,000	29681	29634	29660	29718
18	0.785	297	30,000	29681	29634	29660	29718
19	0.400	130	35,000	34916	34860	34885	34953
20	0.500	164	35,000	34814	34758	34790	34851
21	0.600	199	35,000	34751	34695	34730	34788
22	0.700	235	35,000	34700	34644	34680	34737
23	0.750	253	35,000	34695	34639	34670	34732
24	0.785	266	35,000	34695	34639	34670	34732
25	0.400	116	40,000	39917	39848	39885	39957
26	0.500	146	40,000	39816	39747	39790	39857
27	0.600	177	40,000	39753	39684	39725	39794
28	0.700	209	40,000	39703	39634	39680	39744
29	0.750	225	40,000	39698	39629	39670	39739
30	0.785	237	40,000	39698	39629	39665	39739

Air Data Test Set Information

Manufacturer: BARFIELD	Model: DPS 450
Serial Number: 50500330	Date of Calibration: 07-APR-11
Accuracy Specification: .1%	Leak Rate: -10 ft/min @ 20,000 ft

Table 3.3 ADDU Functional Test Specification for the Israel Aircraft Industries 1124A "Westwind II" (Copilot Side)

Condition Number	Test Set Mach Number	Test Set Airspeed (kt)	Test Set Altitude (ft)	Nominal Altitude (ft)	Min Allowable Altitude	Copilot Altitude (ft)	Max Allowable Altitude
1	0.000	0	0	0	-38	-5	29
2	0.100	66	0	0	-38	-5	29
3	0.200	132	0	0	-38	-5	29
4	0.300	198	0	0	-38	-10	29
5	0.400	264	0	-93	-131	-95	-64
6	0.500	331	0	-270	-308	-275	-241
7	0.400	163	25,000	24923	24885	24920	24952
8	0.500	205	25,000	24776	24738	24780	24805
9	0.600	248	25,000	24703	24665	24700	24732
10	0.700	292	25,000	24656	24618	24660	24685
11	0.750	315	25,000	24637	24599	24640	24666
12	0.785	331	25,000	24637	24599	24640	24666
13	0.400	146	30,000	29926	29888	29920	29955
14	0.500	184	30,000	29786	29748	29780	29815
15	0.600	223	30,000	29715	29677	29720	29744
16	0.700	263	30,000	29670	29632	29660	29699
17	0.750	283	30,000	29653	29615	29660	29682
18	0.785	297	30,000	29652	29614	29660	29681
19	0.400	130	35,000	34929	34891	34920	34958
20	0.500	164	35,000	34795	34757	34780	34824
21	0.600	199	35,000	34727	34689	34720	34756
22	0.700	235	35,000	34685	34647	34680	34714
23	0.750	253	35,000	34668	34630	34660	34697
24	0.785	266	35,000	34667	34629	34660	34696
25	0.400	116	40,000	39930	39892	39900	39959
26	0.500	146	40,000	39797	39759	39800	39826
27	0.600	177	40,000	39730	39692	39720	39759
28	0.700	209	40,000	39688	39650	39680	39717
29	0.750	225	40,000	39671	39633	39660	39700
30	0.785	237	40,000	39671	39633	39660	39700
Air Data Test Set Information							
Manufacturer: BARFIELD				Model: PPS 450			
Serial Number: 50500330				Date of Calibration: 07-APR-11			
Accuracy Specification: ±1%				Leak Rate: -10 Ft/min @ 20,000 Ft			

1. Approving National Aviation Authority/Country: FAA/United States	2. AUTHORIZED RELEASE CERTIFICATE FAA FORM 8130-3, AIRWORTHINESS APPROVAL TAG	3. Form Tracking Number: 128363B
--	--	-------------------------------------


4. Organization Name and Address: FIELDTECH AVIONICS AND INSTRUMENTS, INC. 4151 N MAIN ST, FT WORTH, TX 76106 CRS: WR1R594K	5. Work Order/Contract/ Invoice Number: 128363B
--	--

6. Item: 1	7. Description: HSI	8. Part Number: 622-4176-004	9. Eligibility: * 10. Quantity: 1	11. Serial/Batch Number: 871	12. Status/Work: REPAIRED
---------------	------------------------	---------------------------------	--------------------------------------	---------------------------------	------------------------------

13. Remarks:
CLEANED FLAG AND METER STOPS. CLEANED A3 CARD CONTACTS ON MOTHER BOARD. UNIT REPAIRED, CALIBRATED, AND TESTED IAW MFR PUB # 523-0769522, ED 3, TR 7, MAY 2004.

CERTIFIES THAT THE WORK SPECIFIED IN BLOCK 12/13 WAS CARRIED OUT IN ACCORDANCE WITH EASA PART-145, AND IN RESPECT TO THAT WORK THE COMPONENT IS CONSIDERED READY FOR RELEASE TO SERVICE UNDER EASA PART-145 APPROVAL NUMBER: EASA.145.4443

14. Certifies the items identified above were manufactured in conformity to: <input type="checkbox"/> Approved design data and are in a condition for safe operation. <input type="checkbox"/> Non-Approved design data specified in Block 13.	19. <input checked="" type="checkbox"/> 14 CFR 43.9 Return to Service	<input checked="" type="checkbox"/> Other regulation specified in Block 13
	Certifies that unless otherwise specified in Block 13, the work identified in Block 12 and described in Block 13 was accomplished in accordance with Title 14, Code of Federal Regulations, part 43 and in respect to that work, the items are approved for return to service.	

15. Authorized Signature: _____	16. Approval/ Authorization No.: _____	20. Authorized Signature:  _____	21. Approval/ Certificate No.: WR1R594K
--	---	--	--

17. Name (Typed or Printed): _____	18. Date (m/d/y): _____	22. Name (Typed or Printed): TODD MCDONOUGH	23. Date (m/d/y): Jul/14/2011
---	--------------------------------	--	----------------------------------

User/Installer Responsibilities

It is important to understand that the existance of this document alone does not automatically constitute authority to install the part/component/assembly.

Where the user/installer performs work in accordance with the national regulations of an airworthiness authority different than the airworthiness authority of the country specified in Block 1, it is essential that the user/installer ensures that his/her airworthiness authority accepts parts/components/assemblies from the airworthiness authority of the country specified in Block 1.

Statements in Blocks 14 and 19 do not constitute installation certification. In all cases, aircraft maintenance records must contain an installation certification issued in accordance with the national regulations by the user/installer before the aircraft may be flown.

FIELDTECH AVIONICS & INSTRUMENTS, INC.

REPAIR DATA REPORT

WORK ORDER NO:128363B
ITEM:1

CUSTOMER: ARTHUR & ARTHUR LLC

PURCHASE ORDER NO:

MANUFACTURER: COLLINS
MODEL NUMBER: HSI85
SERIAL NUMBER: 871
AIRCRAFT TYPE:

DESCRIPTION: HSI
PART NUMBER: 622-4176-004
WARRANTY REPAIR: NO
AIRCRAFT REG:

CUSTOMER COMPLAINT:
CRS POINTER IS INOP

HIDDEN DAMAGE (Y/N): N

COMPLAINT VERIFIED: YES

INITIAL INSPECTION:
NAV FLAG STICKS TO STOP, CRS POINTER INOP.

DETAILED INSPECTION:
DIRTY CONTACTS ON MOTHER BOARD, DIRTY FLAG STOPS.

CORRECTIVE ACTION:
CLEANED FLAG AND METER STOPS. CLEANED A3 CARD CONTACTS ON MOTHER BOARD. UNIT REPAIRED, CALIBRATED, AND TESTED IAW MFR PUB # 523-0769522, ED 3, TR 7, MAY 2004.

MOD STATUS:1-8

FINAL CONDITION: REPAIRED

TECHNICIAN: Gray N DATE: Jul/14/2011
PARTS REPLACED ON THIS WORK ORDER ARE LISTED ON FOLLOWING PAGE(S)
F109-R1 (5/2011)



communications
Avionics Systems

5353 52nd Street S.E.
Grand Rapids, MI 49512-9704
Tel: 616-949-6600
www.L-3com.com/vas

6-11

SERVICE WORK REPORT

Customer:	FIELDTECH AVIONICS	Order No:	871493
Customer No:	16251	Sales Order No:	RP113265
Item No:	805-11400-001		
Description:	ASSEMBLY FINAL RGC250 BLACK BEZEL		
Serial No:	JL128000027		

Reason for return:
Recertify

Evaluation Results:
Fails discrete outputs. CWS1, 2 and 3 did not go low. Requires mod B and software updated to 1.4
note: Mod B will address above failure.

Repair Action:
1. Incorporated mod B. 2. Updated software to 1.4
*****RECERTIFIED*****

Reason for removal confirmed: Yes
Repair Type: Repaired

Parts Usage List:

The aircraft appliance identified above was repaired and inspected in accordance with current Federal Aviation Regulations and found airworthy with respect to work performed and is approved for return to service.

Repair Completion Date: Jun 28 2011

Repairman Signature:

Repair Station Number: NN2R037L

Certificate Number:

1. Approving National Aviation Authority/Country: FAA/United States		2. AUTHORIZED RELEASE CERTIFICATE FAA Form 8130-3, AIRWORTHINESS APPROVAL TAG				3. Form Tracking Number: 10/819847	
4. Organization Name and Address: L-3 Communications Avionics Systems, Inc. Repair Station Certificate No. NN2R037L 5353-52 nd Street S.E. Grand Rapids, Michigan 49512-9704				5. Work Order/Contract/Invoice No. 819847			
6. Item:	7. Description:	8. Part Number:	9. Eligibility:*	10. Quantity:	11. Serial/Batch Number:	12. Status/ Work:	
1	TRC 497	805-10800-001	N/A	1	86746	Repaired	
13. Remarks: RETURN TO SERVICE							
Unit complies with pertinent Airworthiness Directives and Service Bulletins.							
Unit was inspected, tested, and meets all specification requirements of Spec. No. 012-10800-001 P							
Work completed on Oct. /06/2010 by J. Eickenroth Rev. Sep. /26/2008							
For work details see Service Work Report # 819847							
14. Certifies that the items identified above were manufactured in conformity to: <input type="checkbox"/> Approved design data and are in a condition for safe operation. <input type="checkbox"/> Non-approved design data specified in Block 13.				19. <input checked="" type="checkbox"/> 14 CFR 43.9 Return to Service <input checked="" type="checkbox"/> Other regulation specified in Block 13 Certifies that unless otherwise specified in Block 13, the work identified in Block 12 and described in Block 13 was accomplished in accordance with Title 14, Code of Federal Regulations, part 43 and in respect to that work, the items are approved for return to service.			
15. Authorized Signature:		16. Approval/Authorization No.:		20. Authorized Signature: James Eickenroth		21. Approval/Certificate No.: NN2R037L	
17. Name (Typed or printed):		18. Date (m/d/y):		22. Name (Typed or Printed): James Eickenroth		23. Date (m/d/y): Oct. /06/2010	
User/Installer Responsibilities							
It is important to understand that the existence of this document alone does not automatically constitute authority to install the part/component/assembly.							
Where the user/installer performs work in accordance with the national regulations of an airworthiness authority different than the airworthiness authority of the country specified in Block 1, it is essential that the user/installer ensures that his/her airworthiness authority accepts parts/components/assemblies from the airworthiness authority of the country specified in Block 1.							
Statements in Blocks 14 and 19 do not constitute installation certification. In all cases, aircraft maintenance records must contain an installation certification issued in accordance with the national regulations by the user/installer before the aircraft may be flown.							

RUN: OESP
 ORG: 1 PLT 10
 E1561M002AB OESP

PACKING LIST

10653

1 OF 2
 102139

10 04 01

GOODRICH AVIONICS SYSTEMS
 5353 52ND ST SE
 GRAND RAPIDS, MI 49512-9704

Customer: 62519 PILATUS BUSINESS AIRCRAFT L
 Ship Via: 010 UPS GROUND
 Ship To: 1 PILATUS BUSINESS AIRCRAFT L
 JEFFCO AIRPORT
 11740 AIRPORT WAY, HANGER 33D
 BROOMFIELD CO 80021
 US

Packing Slip No: 102139
 Date Packed : 28 SEP 2001
 Cust PO No : 0010653
 Freight Code : PPA
 Freight : PRE-PAID & ADD
 FOB O

Order No	Tracking No.	Item Number	Product - Service	Stk U/M	Lot Number
Line/Dlv/Cust Line No		Item Description	Ec1 Product-Service Description	Qty Ship	Serial No
SO20637	590750300258237	805-10800-001	805-10800-001	EA	
1 1		ASSEMBLY FINAL TRC497 WITH 429	18-AY ASSEMBLY FINAL TRC497 WITH 429	1	80044
		805-10800-001	805-10800-001	EA	
		ASSEMBLY FINAL TRC497 WITH 429	18-AY ASSEMBLY FINAL TRC497 WITH 429	1	SKY06102675
SO20637		817-10800-002	817-10800-002	EA	
2 1		18-AY KIT INSTALLATION W/2.5IN BACKSHELL SKY49	18-AY KIT INSTALLATION W/2.5IN BACKSHELL SKY49	2	
SO20637		805-10890-001	805-10890-001	EA	
4 1		ASSEMBLY FINAL DIRECTIONAL ANTENNA NY164	18-AY ASSEMBLY FINAL DIRECTIONAL ANTENNA NY164	1	80065
		805-10890-001	805-10890-001	EA	
		ASSEMBLY FINAL DIRECTIONAL ANTENNA NY164	18-AY ASSEMBLY FINAL DIRECTIONAL ANTENNA NY164	1	80066
SO20637		817-10009-001	817-10009-001	EA	
5 1		18-AY KIT INSTALL L-BAND DIRECTIONAL ANT 40"	NY156 ANTENNA INSTALLATION KIT, 40-INCH RADIUS ADAPTER	2	
SO20637		002-10800-002	002-10800-002	EA	
6 1		18-AY ASSEMBLY LITERATURE PACKAGE SKY497	18-KIT ASSEMBLY LITERATURE PACKAGE SKY497	2	

BFGoodrich Standard Operating Procedure applies.

Contract Administrator for this order is Michael Forbes. Phone or fax questions or comments to:
 616-285-4387. E-mail to: michael_forbes@avionics.bfg.com

RUN: OESP
ORG: 1 PLT 10
561M002AB OESP

PACKING LIST

2 OF 2
102139

GOODRICH AVIONICS SYSTEMS
5353 52ND ST SE
GRAND RAPIDS, MI 49512-9704

Customer: 62519 PILATUS BUSINESS AIRCRAFT L'
Ship Via: 010 UPS GROUND
Ship To: 1 PILATUS BUSINESS AIRCRAFT L'
JEFFCO AIRPORT
11740 AIRPORT WAY, HANGER 33D
EROOMFIELD CO 80021
US

Packing Slip No: 102139
Date Packed : 28 SEP 2001
Cust PO No : 0010653
Freight Code : PPA
Freight : PRE-PAID & ADD
FOB O

Order No	Tracking No.	Item Number	Product - Service	Stk U/M	Lot Number
Line/Dlv/Cust Line No		Item Description	Ecl Product-Service Description	Qty Ship	Serial No

Certification of Conformance

WE HEREBY CERTIFY THAT ARTICLES HAVE BEEN
INSPECTED AND ARE IN ACCORDANCE WITH THE REQUIRED
CONTRACT, DRAWINGS, AND SPECIFICATIONS. EVIDENCE OF
INSPECTION IS AVAILABLE IN QA-FILES.

Signature _____

Title _____

Date _____

9/28/01

RUN: OESP
 ORG: 1 PLT 10
 1561M002AB OESP

PACKING LIST

10653

1 OF 2
 102139

10 04 01

GOODRICH AVIONICS SYSTEMS
 5353 52ND ST SE
 GRAND RAPIDS, MI 49512-9704

Customer: 62519 PILATUS BUSINESS AIRCRAFT L
 Ship Via: 010 UPS GROUND
 Ship To: 1 PILATUS BUSINESS AIRCRAFT L
 JEFFCO AIRPORT
 11740 AIRPORT WAY, HANGER 33D
 BROOMFIELD CO 80021
 US

Packing Slip No: 102139
 Date Packed : 28 SEP 2001
 Cust PO No : 0010653
 Freight Code : PPA
 Freight : PRE-PAID & ADD
 FOB O

Order No	Tracking No.	Item Number	Product - Service	Stk U/M	Lot Number
Line/Dlv/Cust Line No		Item Description	Eol Product-Service Description	Qty Ship	Serial No
SO20637	590750300258237	805-10800-001	805-10800-001	EA	
1 1		ASSEMBLY FINAL TRC497 WITH 429	18-AY ASSEMBLY FINAL TRC497 WITH 429	1	80044
		805-10800-001	805-10800-001	EA	
		ASSEMBLY FINAL TRC497 WITH 429	18-AY ASSEMBLY FINAL TRC497 WITH 429	1	SKY06102675
SO20637		817-10800-002	817-10800-002	EA	
2 1		18-AY KIT INSTALLATION W/2.5IN BACKSHELL SKY49	18-AY KIT INSTALLATION W/2.5IN BACKSHELL SKY49	2	
SO20637		805-10890-001	805-10890-001	EA	
4 1		ASSEMBLY FINAL DIRECTIONAL ANTENNA NY164	18-AY ASSEMBLY FINAL DIRECTIONAL ANTENNA NY164	1	80065
		805-10890-001	805-10890-001	EA	
		ASSEMBLY FINAL DIRECTIONAL ANTENNA NY164	18-AY ASSEMBLY FINAL DIRECTIONAL ANTENNA NY164	1	80066
SO20637		817-10009-001	817-10009-001	EA	
5 1		18-AY KIT INSTALL L-BAND DIRECTIONAL ANT 40"	NY156 ANTENNA INSTALLATION KIT, 40-INCH RADIUS ADAPTER	2	
SO20637		002-10800-002	002-10800-002	EA	
6 1		18-AY ASSEMBLY LITERATURE PACKAGE SKY497	18-KIT ASSEMBLY LITERATURE PACKAGE SKY497	2	

BFGoodrich Standard Operating Procedure applies.

Contract Administrator for this order is Michael Forbes. Phone or fax questions or comments to:
 616-285-4387. E-mail to: michael_forbes@avionics.bfy.com

RUN: OESP
ORG: 1 PLT 10
561M002AB OESP

PACKING LIST

2 OF 2
102139

GOODRICH AVIONICS SYSTEMS
5353 52ND ST SE
GRAND RAPIDS, MI 49512-9704

Customer: 62519 PILATUS BUSINESS AIRCRAFT L
Ship Via: 010 UPS GROUND
Ship To: 1 PILATUS BUSINESS AIRCRAFT L
JEFFCO AIRPORT
11740 AIRPORT WAY, HANGER 33D
BROOMFIELD CO 80021
US

Packing Slip No: 102139
Date Packed : 28 SEP 2001
Cust PO No : 0010653
Freight Code : PPA
Freight : PRE-PAID & ADD
FOB O

Order No	Tracking No.	Item Number	Product - Service	Stk U/M	Lot Number
Line/Dlv/Cust Line No		Item Description	Eol Product-Service Description	Qty Ship	Serial No

Certification of Conformance

WE HEREBY CERTIFY THAT ARTICLES HAVE BEEN
INSPECTED AND ARE IN ACCORDANCE WITH THE REQUIRED
CONTRACT, DRAWINGS, AND SPECIFICATIONS. EVIDENCE OF
INSPECTION IS AVAILABLE IN QA FILES.

Signature: _____
Title: Quality Management Representative
Date: 9/28/01

Print Date: 06 MAR 2001

BFGoodrich Avionics Systems
Single Level Bill Of Material Report

Page: 1 of 1

Plant: 10 Org: 1

Cage Code: 25583

Parent Item 817-10009-001
Description 18-AY KIT INSTALL L-BAND DIRECTIONAL ANT 40"
Parent ECL 02
Parent ECN 083197

NOTICE: This drawing contains proprietary design, specifications, data, information and technical material that are the sole property of BFGoodrich Avionics Systems, Inc., to be held and treated by its recipient on a confidential basis; and not to be shown or disclosed to any unauthorized organization or person.

Ref Desg	Component No	ECL	U/M	Qty	Bom Seq	Oper	M/B	Pha	Prj	Rlf	From Dt	Thru Dt
	100-10022-001	C	EA	4	10		B	N	C	M		
	SCREW 10-32 X 1 PH SS MS51958-67											
	101-10027-001	01	EA	4	20		B	N	C	M		
	NUT STOP 10-32 MIL											
	800-10066-001	03	EA	1	30		B	N	C	M		
	ADAPTER PLATE ANTENNA											

It:10 Org: 1

Single Level Bill Of Material Report

Cage Code: 25583

Parent Item 817-11900-003
 Description KIT INSTALLATION W/90 DEG BACKSHELL SKY899
 Parent ECL A
 Parent ECN E1139

NOTICE: This drawing contains proprietary design, specifications, data, information and technical material that are the sole property of Goodrich Avionics Systems, Inc., to be held and treated by its recipient on a confidential basis, and not to be shown or disclosed to any unauthorized organization or person.

Ref Desg	Component No	ECL	U/M	Qty	Bom Seq	Oper	M/B	Pha	Prj	Rlf	From Dt	Thru Dt
01	805-10870-001 ASSEMBLY FINAL MOUNTING TRAY	B	EA	1	40		M	N	C	M		
02	613-10043-001 CONNECTOR BKSHL 90 DEG EMI RFI NON-ENV SPLIT E	B	EA	1	30		B	N	C	M		
03	605-10251-001 CON PLUG CIR 100 POSN GND KEY B D38999/26	A	EA	1	10		B	N	C	M		
04	MS3126F12-3S CON CONNECTOR SOCKET 3POSN STRAIGHT PLUG	SPK	EA	1	60		B	N	C	M		
05	M39029/56-348 HDW TERMINAL SOCKET 28-22AWG CRIMP M39029/56	SPK	EA	10	50		B	N	C	M		
06	607-10018-001 CON TERMINAL FEMALE CRIMP 16-20AWG M39029/32-247	00	EA	4	20		B	N	C	M		
07	814-18005-001 ASSEMBLY MODULE SYSTEM CONFIGURATION TESTED	B	EA	1	70		M	N	C	M		

1. Approving National Aviation Authority/Country: FAA/United States	2. AUTHORIZED RELEASE CERTIFICATE FAA Form 8130-3, AIRWORTHINESS APPROVAL TAG	3. Form Tracking Number: 11-871493
---	--	--

4. Organization Name and Address: L-3 Communications Avionics Systems, Inc. Repair Station Certificate No. NN2R037L 5353-52 nd Street S.E Grand Rapids, Michigan 49512-9704	5. Work Order/Contract/Invoice No. 871493
--	---

6. Item:	7. Description:	8. Part Number:	9. Eligibility:*	10. Quantity:	11. Serial/Batch Number:	12. Status/ Work:
1	RGC 250	805-11400-001	N/A	1	JL128000027	REPAIRED

13. Remarks: **RETURN TO SERVICE**

Unit complies with pertinent Airworthiness Directives and Service Bulletins.

Unit was inspected, tested, and meets all specification requirements of Spec. No. **012-11400-001**

Work completed on **6-28-11** by **M. DeSatterlee** Rev. **K**
 Rev Date. **3-18-10**

For work details see Service Work Report # **871493**

Note: This certifies that the work specified in Block 12/13 was carried out in accordance with EASA-145 and with respect to that work the aircraft component is considered ready for release to service under EASA Certificate Number EASA.145.4260.

14. Certifies that the items identified above were manufactured in conformity to: <input type="checkbox"/> Approved design data and are in a condition for safe operation. <input type="checkbox"/> Non-approved design data specified in Block 13.	19. <input checked="" type="checkbox"/> 14 CFR 43.9 Return to Service <input checked="" type="checkbox"/> Other regulation specified in Block 13 Certifies that unless otherwise specified in Block 13, the work identified in Block 12 and described in Block 13 was accomplished in accordance with Title 14, Code of Federal Regulations, part 43 and in respect to that work, the items are approved for return to service.		
15. Authorized Signature:	16. Approval/Authorization No.:	20. Authorized Signature:	21. Approval/Certificate No.: NN2R037L
17. Name (Typed or printed):	18. Date (m/d/y):	22. Name (Typed or Printed): Mark DeSatterlee	23. Date (m/d/y): JUN/28/2011

User/Installer Responsibilities

It is important to understand that the existence of this document alone does not automatically constitute authority to install the part/component/assembly.

Where the user/installer performs work in accordance with the national regulations of an airworthiness authority different than the airworthiness authority of the country specified in Block 1, it is essential that the user/installer ensures that his/her airworthiness authority accepts parts/components/assemblies from the airworthiness authority of the country specified in Block 1.

Statements in Blocks 14 and 19 do not constitute installation certification. In all cases, aircraft maintenance records must contain an installation certification issued in accordance with the national regulations by the user/installer before the aircraft may be flown.

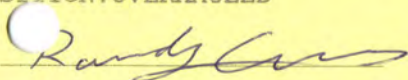
M

SERVICEABLE TAG
FIELDTECH AVIONICS & INSTRUMENTS, INC.
LOC 3N MEACHAM FIELD
FORT WORTH, TEXAS 76106
REPAIR STATION # WR1R594K

PROPERTY OF: FIELDTECH AVIONICS & INST
MFG: COLLINS DESCRIPTION: VHF COMM R/T
MODEL: VHF20B PART#: 622-1334-002
SERIAL#: 2619

THIS AIRCRAFT COMPONENT WAS REPAIRED AND/OR INSPECTED IN
ACCORDANCE WITH CURRENT FAA REGULATIONS AND APPROVED
FOR RETURN TO SERVICE. DETAILS ON FILE UNDER W.O.#117512
FINAL DISPOSITION: OVERHAULED

INSPECTOR:



DATE: 2-Mar-2010

1. Approving National Aviation Authority/Country: FAA/United States		2. AUTHORIZED RELEASE CERTIFICATE FAA FORM 8130-3, AIRWORTHINESS APPROVAL TAG			3. Form Tracking Number: 117512	
4. Organization Name and Address: FIELDTECH AVIONICS AND INSTRUMENTS, INC. 4151 N MAIN ST, FT WORTH, TX 76106 CRS: WR1R594K				5. Work Order/Contract/ Invoice Number: 117512		
6. Item: 1	7. Description: VHF COMM R/T	8. Part Number: 622-1334-002	9. Eligibility: * 10. Quantity: 1	11. Serial/Batch Number: 2619	12. Status/Work: OVERHAULED	
13. Remarks: REPLACED C402, C403, O409, AND O410. CLEANED AND PAINTED UNIT. TESTED AND ALIGNED IAW 523-0765213, TR15, JULY 12, 2004. CONFORMS TO OEM SPECIFICATIONS. UNIT RETURNED TO SERVICE. FIELDTECH AVIONICS CERTIFIES THAT THE WORK SPECIFIED IN BLOCK 12/13 WAS CARRIED OUT IN ACCORDANCE WITH EASA PART-145, AND IN RESPECT TO THAT WORK THE COMPONENT IS CONSIDERED READY FOR RELEASE TO SERVICE UNDER EASA PART-145 APPROVAL NUMBER: EASA.145.4443						
14. Certifies the items identified above were manufactured in conformity to: <input type="checkbox"/> Approved design data and are in a condition for safe operation. <input type="checkbox"/> Non-Approved design data specified in Block 13.			19. <input checked="" type="checkbox"/> 14 CFR 43.9 Return to Service <input checked="" type="checkbox"/> Other regulation specified in Block 13 Certifies that unless otherwise specified in Block 13, the work identified in Block 12 and described in Block 13 was accomplished in accordance with Title 14, Code of Federal Regulations, part 43 and in respect to that work, the items are approved for return to service.			
15. Authorized Signature: _____		16. Approval/ Authorization No.: _____		20. Authorized Signature: <i>Randy Cross</i>		21. Approval/ Certificate No.: WR1R594K
17. Name(Typed or Printed): _____		18. Date (mmm dd, yyyy) _____		22. Name:(Typed or Printed) RANDY CROSS		23. Date (mmm dd, yyyy) Mar 2, 2010
<p style="text-align: center;">User/Installer Responsibilities</p> <p>It is important to understand that the existence of this document alone does not automatically constitute authority to install the part/component/assembly.</p> <p>Where the user/installer performs work in accordance with the national regulations of an airworthiness authority different than the airworthiness authority of the country specified in Block 1, it is essential that the user/installer ensures that his/her airworthiness authority accepts parts/components/assemblies from the airworthiness authority of the country specified in Block 1.</p> <p>Statements in Blocks 14 and 19 do not constitute installation certification. In all cases, aircraft maintenance records must contain an installation certification issued in accordance with the national regulations by the user/installer before the aircraft may be flown.</p>						

*Installer must cross-check eligibility with applicable technical data.

FAA FORM 8130-3 (6-01)

FIELDTECH AVIONICS & INSTRUMENTS, INC.

REPAIR DATA REPORT

WORK ORDER NO: 117512
ITEM: 1

CUSTOMER: FIELDTECH AVIONICS & INST

PURCHASE ORDER NO: 86500

MANUFACTURER: COLLINS
TYPE NUMBER: VHF20B
SERIAL NUMBER: 2619
AIRCRAFT TYPE:

DESCRIPTION: VHF COMM R/T
PART NUMBER: 622-1334-002
WARRANTY REPAIR:
AIRCRAFT REG:

ACTION REQUESTED/INSTRUCTIONS:
PLEASE OH FOR STOCK.

COMPLAINT VERIFIED: YES

PRELIMINARY INSPECTION:
UNIT RECEIVED IN FAIR CONDITION. UNIT HAS SURFACE CORROSION ON MODULATION TRANSISTORS AND HARDWARE. HIGHBAND RECEIVE IS WEAK. TRANSMIT CHECKS GOOD ON BENCH.

HIDDEN DAMAGE INSPECTION:
INSPECTED UNIT AND FOUND POWER SUPPLY FILTER CAPACITORS FAILING. UNIT HAS SURFACE CORROSION INSIDE. UNIT NEEDS CLEANING, CORROSION TREATMENT, AND ALIGNMENT.

CORRECTIVE ACTION:
REPLACED C402, C403, Q409, AND Q410. CLEANED AND PAINTED UNIT. TESTED AND ALIGNED IAW 523-0765213, TR15, JULY 12, 2004. CONFORMS TO OEM SPECIFICATIONS. UNIT RETURNED TO SERVICE.

MOD STATUS: 1,4,5

FINAL CONDITION: OVERHAULED

TECHNICIAN: *John J. [Signature]* DATE: March 2, 2010

PARTS REPLACED ON THIS WORK ORDER ARE LISTED ON FOLLOWING PAGE(S)

3/02/10 .

PARTS LIST FOR
WORK ORDER#: 117512
ITEM: 1

PART NUMBER	DESCRIPTION	QTY	DESIGNATION
183-1465-040	CAP	2	
352-0583-010	TRANSISTOR	1	
352-0690-020	TRANSISTOR	1	

SERVICEABLE TAG
FIELDTECH AVIONICS & INSTRUMENTS, INC.
LOC 3N MEACHAM FIELD
FORT WORTH, TEXAS 76106
REPAIR STATION # WR1K594K

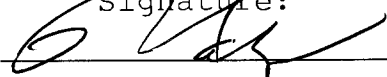
PROPERTY OF: FIELDTECH AVIONICS & INST
MFG: COLLINS DESCRIPTION: VHF COMM R/I
MODEL: VHF20A PART#: 622-1879-001
SERIAL#: 2770

THIS AIRCRAFT COMPONENT WAS REPAIRED AND/OR INSPECTED IN
ACCORDANCE WITH CURRENT FAA REGULATIONS AND APPROVED
FOR RETURN TO SERVICE. DETAILS ON FILE UNDER W.O.#116703
FINAL DISPOSITION: OVERHAULED

INSPECTOR:



DATE: 21-Sep-2009

1. Approving National Aviation Authority/Country: FAA/United States		2. AUTHORIZED RELEASE CERTIFICATE FAA FORM 8130-3, AIRWORTHINESS APPROVAL TAG			3. Form Tracking Number: 116703	
4. Organization Name and Address: FIELDTECH AVIONICS AND INSTRUMENTS, INC. 4151 N MAIN ST, FT WORTH, TX 76106 CRS: WR1R594K				5. Work Order/Contract/ Invoice Number: 116703		
6. Item: 1	7. Description: VHF COMM R/T	8. Part Number: 622-1879-001	9. Eligibility: * 10. Quantity: 1	11. Serial/Batch Number: 2770	12. Status/Work: OVERHAULED	
13. Remarks: REPLACED O404, O409, O410, O411, C402, C403, C409, C412, AND C413. CLEANED AND PAINTED UNIT. TESTED AND ALIGNED IAW 523-0765213, TR15, JULY 12, 2004. CONFORMS TO OEM SPECIFICATIONS. UNIT RETURNED TO SERVICE. FIELDTECH AVIONICS CERTIFIES THAT THE WORK SPECIFIED IN BLOCK 12/13 WAS CARRIED OUT IN ACCORDANCE WITH EASA PART-145, AND IN RESPECT TO THAT WORK THE COMPONENT IS CONSIDERED READY FOR RELEASE TO SERVICE UNDER EASA PART-145 APPROVAL NUMBER: EASA.145.4443						
14. Certifies the items identified above were manufactured in conformity to: <input type="checkbox"/> Approved design data and are in a condition for safe operation. <input type="checkbox"/> Non-Approved design data specified in Block 13.			19. <input checked="" type="checkbox"/> 14 CFR 43.9 Return to Service <input checked="" type="checkbox"/> Other regulation specified in Block 13 Certifies that unless otherwise specified in Block 13, the work identified in Block 12 and described in Block 13 was accomplished in accordance with Title 14, Code of Federal Regulations, part 43 and in respect to that work, the items are approved for return to service.			
15. Authorized Signature: _____		16. Approval/Authorization No.: _____		20. Authorized Signature: 		21. Approval/Certificate No.: WR1R594K
17. Name (Typed or Printed): _____		18. Date (mmm dd, yyyy) _____		22. Name: (Typed or Printed) RICARDO SALAZAR		23. Date (mmm dd, yyyy) Sep 21, 2009

User/Installer Responsibilities

It is important to understand that the existence of this document alone does not automatically constitute authority to install the part/component/assembly.

Where the user/installer performs work in accordance with the national regulations of an airworthiness authority different than the airworthiness authority of the country specified in Block 1, it is essential that the user/installer ensures that his/her airworthiness authority accepts parts/components/assemblies from the airworthiness authority of the country specified in Block 1.

Statements in Blocks 14 and 19 do not constitute installation certification. In all cases, aircraft maintenance records must contain an installation certification issued in accordance with the national regulations by the user/installer before the aircraft may be flown.

*Installer must cross-check eligibility with applicable technical data.

FAA FORM 8130-3 (6-01)

FIELDTECH AVIONICS & INSTRUMENTS, INC.

REPAIR DATA REPORT

WORK ORDER NO: 116703

ITEM: 1

CUSTOMER: FIELDTECH AVIONICS & INST

PURCHASE ORDER NO: 85627

MANUFACTURER: COLLINS

DESCRIPTION: VHF COMM R/T

TYPE NUMBER: VHF20A

PART NUMBER: 622-1879-001

SERIAL NUMBER: 2770

WARRANTY REPAIR:

AIRCRAFT TYPE:

AIRCRAFT REG:

ACTION REQUESTED/INSTRUCTIONS:
PLEASE OH FOR STOCK.

COMPLAINT VERIFIED: YES

PRELIMINARY INSPECTION:
UNIT RECEIVED IN FAIR CONDITION. RECEIVE SENSITIVITY IS GOOD, AUDIO IS HIGH.
TRANSMIT POWER IS HIGH, MODULATION IS LOW.

HIDDEN DAMAGE INSPECTION:
INSPECTED UNIT AND FOUND WEAK MODULATOR AMPLIFIERS AND PREAMPS AND CAPACITORS
THAT ARE OUT OF TOLERANCE. POWER SUPPLY CAPACITORS ARE LEAKING. UNIT NEEDS
CLEANING, ALIGNMENT, AND FINAL TESTING.

CORRECTIVE ACTION:
REPLACED Q404, Q409, Q410, Q411, C402, C403, C409, C412, AND C413. CLEANED AND
PAINTED UNIT. TESTED AND ALIGNED IAW 523-0765213, TR15, JULY 12, 2004. CONFORMS
TO OEM SPECIFICATIONS. UNIT RETURNED TO SERVICE.

MOD STATUS: 1,4

FINAL CONDITION: OVERHAULED

TECHNICIAN:

John M. JTD

DATE: September 21, 2009

PARTS REPLACED ON THIS WORK ORDER ARE LISTED ON FOLLOWING PAGE(S)

.9/21/09

PARTS LIST FOR
WORK ORDER#: 116703
ITEM: 1

PART NUMBER	DESCRIPTION	QTY	DESIGNATION
183-1465-040	CAP	2	
184-7398-000	1 MF CAP	1	
184-7698-000	CAP, 15UF	2	
2N2907A	XSTR	1	
352-0517-010	XSTR, 2N930 NPN	1	
352-0583-010	TRANSISTOR	1	
352-0690-020	TRANSISTOR	1	
608-6472-001	SPACER, SLEEVE	1	

FIELDTECH AVIONICS & INSTRUMENTS, INC.

REPAIR DATA REPORT

WORK ORDER NO:121437A
ITEM: 1

CUSTOMER: ARTHUR & ARTHUR LLC

PURCHASE ORDER NO:

MANUFACTURER: COLLINS
TYPE NUMBER: DCP320
SERIAL NUMBER: 694
AIRCRAFT TYPE:

DESCRIPTION: DISPLAY CTL PAN
PART NUMBER: 622-5108-005
WARRANTY REPAIR: NO
AIRCRAFT REG:

ACTION REQUESTED/INSTRUCTIONS:
NAV CHECKLIST INOP

COMPLAINT VERIFIED: YES

PRELIMINARY INSPECTION:
UNIT APPEARS IN FAIR PHYSICAL CONDITION. UNIT IS INOP, WILL NOT DRAW ANY
CURRENT WHEN UNIT IS TURNED ON.


HIDDEN DAMAGE INSPECTION:
FOUND BLOWN FUSE. +28V LINE IS GROUNDED OUT. FAULT ON A5A1 BOARD.

CORRECTIVE ACTION:
BENCH TESTED, CLEANED & INSPECTED. REPAIRED A5A1 BOARD. UNIT WILL POWER UP AND
SHOW DATA PAGES. UNABLE TO FULLY TEST UNIT IN-HOUSE. NO 8130-3 ISSUED.

MOD STATUS:3,5-6

FINAL CONDITION: NONE

TECHNICIAN:



DATE:

June 3, 2010

PARTS REPLACED ON THIS WORK ORDER ARE LISTED ON FOLLOWING PAGE(S)

6/03/10

PARTS LIST FOR
WORK ORDER#: 121437A
ITEM: 1

RT NUMBER	DESCRIPTION	QTY	DESIGNATION
264-0008-000	FUSE	1	
913-5019-560	CAPACITOR	1	



Sun Aviation, Inc.

10010 E. 87th STREET
 P.O. BOX 11618
 KANSAS CITY, MO 64138
 UNITED STATES

Tel: 816-358-4925
 Fax: 816-737-0658
 info@sunav.com
 www.sunav.com

CERTIFICATE OF CONFORMANCE



Print Date : Jun-01-2010 2:27:14 PM

Printed By : CR Print No. : 2

No. : 106216

Pg : 1

Sold To : Account No. [C2150]

Attn: BOB WEST, AVIONICS MANAGER
 FIELDTECH AVIONICS, INC
 4111 NORTH MAIN ST
 MENCHAM FIELD HANGAR 3N
 FORT WORTH, TX 76106-2707
 USA
 Tel: 817-625-2710
 Fax: 817-625-6875

Shipped To :

FIELDTECH AVIONICS & INSTRUMENTS
 4151 N. MAIN STREET
 FORT WORTH, TX 76106
 USA

S.O. No. : 062108	Our Ref : 062108	Domestic AWB : 4515 3446 9041
Customer P.O. : 00000	Our Ref. :	INTL AWB :
Invoice Date : Jun-01-2010	Project :	Origin :
	Contract :	Transport :
Ship Via : FEDEX STD OVERNIGHT	License No. :	Nationality :
F.O.B. : KANSAS CITY, MO USA	Expires :	Trip/Flight :
Shipped Date : Jun-01-2010	Terms : NET 30 DAYS	
Our Contact : Anissa Dattilo		

Line	P/N & Description	Cnd	Qty Ordered	Shipped	Unit Price	Amount
1	CI211 ANTENNA Pick Ticket / Packing Slip No. : 049061 Serial No.: 304433	FN	1 EA	1		

THIS CERTIFIES THAT THE MATERIAL(S) DESCRIBED ON THIS SUN AVIATION INVOICE ARE IN ACCORDANCE WITH ALL APPLICABLE GOVERNMENT AND/OR MANUFACTURER'S SPECIFICATIONS AS CALLED FOR ON THE ORIGINAL CERTIFIED EQUIPMENT. TEST REPORTS AND/OR EVIDENCE OF TRACEABILITY FROM APPROVED, ACCEPTABLE SOURCES, COVERING ALL THE ABOVE LISTED PARTS ARE ON FILE AND AVAILABLE FOR INSPECTION IF REQUIRED.

G. D. ROURICK, INVOICING X107

6-09

WORK ORDER

Make IAI	Model 1124A	N# 83SG	Serial # 368	Tach. 9138.0	WO # WW1219
Warranty Start Date	Left Eng. S/N P-77482	Time 8731.8/6199	Date Rcvd.		
Engine Model	Right Eng. S/N P-77488	Time 9030.3/6836	Delivery Date		
Owner's Name Arthur & Arthur, LLC	Address 2003 Wood Thrush Court				Begin 6-18-2009
City Westlake, TX 76262	Phone	Completed 6-19-09		Written by W. O'Berg	
Pmt. Method <input type="checkbox"/> Cash <input type="checkbox"/> Charge <input type="checkbox"/> Credit Card <input type="checkbox"/>	Credit Approved by				

Work Scope

MAINTENANCE RELEASE

The Itans identified above/below was repaired and inspected in accordance with current instructions contained in 1124 M/m. The Maintenance Rules of the Federal Aviation Regulation under which the operator is certificated and is approved for return to service as per those requirements. Pertinent details of the repair are on file at this repair station under Work Order No. WW1219 Date 6-19-09

Signed _____
for Aviation Services Unlimited, Inc., Hangar 6, Wiley Post Airport, Bethany, OK 73008 CRS#X6UR264N

Item	Labor	Total Time	P	Off	S	Off	Removed	Mech	Insp.
	ST OT		N	On	N	On			
1.							Repaired		
Discrepancy <u>Right engine will come out of Manual Mode, on several attempted starts the RPM hung.</u>							Reinstalled		
Corrective Action <u>Ran Aircraft To verify squawk. R/H Eng - line had a total of 4 hung starts. Also Assisted F.E.S with the installation of D.E.E.C's</u>							Functional Test		
							Date Completed		

Item	Labor	Total Time	P	Off	S	Off	Removed	Mech	Insp.
	ST OT		N	On	N	On			
2.							Repaired		
Discrepancy <u>Right engine cowl was not latched prior to last flight.</u>							Reinstalled		
Corrective Action <u>Opened Cowl and Inspected all latches and Door For Damage No Defects Noted. Closed cowl and Properly latched.</u>							Functional Test		
							Date Completed		

Item	Labor	Total Time	P	Off	S	Off	Removed	Mech	Insp.
	ST OT		N	On	N	On			
Cont							Repaired		
Discrepancy <u>on Both Motors. Ran aircraft all settings and Target Numbers For Current Conditions</u>							Reinstalled		
Corrective Action <u>were Normal. Performed Overspeed check on Both Motors No Defects Noted Ops check good.</u>							Functional Test		
							Date Completed		

CONDITIONS OF REPAIR ORDER. I hereby authorize the repair work to be done along with necessary materials, and hereby grant you and/or your employees and agents permission to operate the aircraft or part herein described for the purpose of testing and/or inspection. I further agree to indemnify and hold you harmless from any and all claims, damages, loss or liability which may occur directly or indirectly from this work, testing and/or inspection, and I further agree that you will not be responsible for any loss or damage to any articles of personal property of any kind or character in case of loss by fire, theft, accident or other cause beyond your control. The labor and materials are ordered by me, for which I have authority to pay, to be listed at your regular prices. I agree to pay cash when the work is completed or on terms satisfactory to you, and until paid, such obligation shall constitute a lien on the aircraft described herein. I agree to pay legal interest upon any past due, delinquent account for the work provided for herein, as well as collection costs including reasonable attorney's fees, and I hereby waive all rights to claim exemption under any state laws.

Owner or Owner's Authorized Agent (signed) _____ Title _____ Date _____

OVERTIME (if needed)
 Approved
 Not Approved

WORK ORDER

Make	Model	N#	Serial # 368	Tach.	WO # WW1219
Warranty Start Date	Left Eng. S/N			Time	Date Rcvd.
Engine Model	Right Eng. S/N			Time	Delivery Date
Owner's Name					Begin
Address					Completed
City					Phone
Pmt. Method					Written by
Cash <input type="checkbox"/> Charge <input type="checkbox"/> Credit Card <input type="checkbox"/> Credit Approved by					
Work Scope					

MAINTENANCE RELEASE

The _____ identified above/below was repaired and inspected in accordance with current instructions contained in _____, The Maintenance Rules of the Federal Aviation Regulation under which the operator is certificated and is approved for return to service as per those requirements. Pertinent details of the repair are on file at this repair station under Work Order No. _____ Date _____

Signed _____
for Aviation Services Unlimited, Inc., Hangar 6, Wiley Post Airport, Bethany, OK 73008 CRS#X6UR264N

Item	Labor	Total Time	P	Off	S	Off	Removed	Mech	Insp.
3.	ST OT		N	On	N	On			
Discrepancy							Repaired		
Inspect and repair cabin chair tracking.							Reinstalled		
Corrective Action							Functional Test		
Removed cabin chair skirting. Inspected & found chair was binding due to improperly set track feet. Adjusted all feet properly & locked down. Ops check good. Reinstalled skirts.							Date Completed		
							7/6/09		

Item	Labor	Total Time	P	Off	S	Off	Removed	Mech	Insp.
4.	ST OT		N	On	N	On			
Discrepancy							Repaired		
Comply with 24 month Certification of RVSM including FAR91.413 and FAR91.414.							Reinstalled		
Corrective Action							Functional Test		
24 month certification of the RVSM + FAR 91.413 and FAR91.414 performed by Advance Avionics per their work order on details.							Date Completed		
							7/9/09		

Item	Labor	Total Time	P	Off	S	Off	Removed	Mech	Insp.
5.	ST OT		N	On	N	On			
Discrepancy							Repaired		
Comply with 3 year HydroStatic Test of Oxygen Bottle.							Reinstalled		
Corrective Action							Functional Test		
Removal & sent out 7-6-09 Reinstalled O ₂ Bottle and Leaked? checked. Small leak detected at main fitting removed bottle and cleaned up all mating							Date Completed		

CONDITIONS OF REPAIR ORDER. I hereby authorize the repair work to be done along with necessary materials, and hereby grant you and/or your employees and agents permission to operate the aircraft or part herein described for the purpose of testing and/or inspection. I further agree to indemnify and hold you harmless from any and all claims, damages, loss or liability which may occur directly or indirectly from this work, testing and/or inspection, and I further agree that you will not be responsible for any loss or damage to any articles of personal property of any kind or character in case of loss by fire, theft, accident or other cause beyond your control. The labor and materials are ordered by me, for which I have authority to pay, to be listed at your regular prices. I agree to pay cash when the work is completed or on terms satisfactory to you, and until paid, such obligation shall constitute a lien on the aircraft described herein. I agree to pay legal interest upon any past due, delinquent account for the work provided for herein, as well as collection costs including reasonable attorney's fees, and I hereby waive all rights to claim exemption under any state laws.

Owner or Owner's Authorized Agent (signed) _____ Title _____ Date _____

OVERTIME (if needed)
 Approved
 Not Approved

ASUWO-1 White - Customer Yellow - Service Dept. Pink - Business Office

WORK ORDER

Make	Model	N#	Serial #	368	Tach.	WO # WW1219
Warranty Start Date	Left Eng. S/N		Time			
Engine Model	Right Eng. S/N		Time			Delivery Date
Owner's Name						Begin
Address						Completed
City						Phone
Pmt. Method	Cash <input type="checkbox"/>	Charge <input type="checkbox"/>	Credit Card <input type="checkbox"/>	Credit Approved by		Written by

MAINTENANCE RELEASE

The _____ identified above/below was repaired and inspected in accordance with current instructions contained in _____, The Maintenance Rules of the Federal Aviation Regulation under which the operator is certificated and is approved for return to service as per those requirements. Pertinent details of the repair are on file at this repair station under Work Order No. _____ Date _____

Signed _____
for Aviation Services Unlimited, Inc., Hangar 6, Wiley Post Airport, Bethany, OK 73008 CRS#X6UR264N

Item	Labor	Total Time	P	Off	S	Off	Removed	Mech	Insp.
6.	ST OT		N	On	N	On	Repaired		
Discrepancy							Reinstalled		
Corrective Action							Functional Test		
Performed 12 month Function Check on Both Pilot & Co-pilot's O ² mask IAW manufacturer's M.M. No Defects Noted.							Date Completed		

Item	Labor	Total Time	P	Off	S	Off	Removed	Mech	Insp.
7.	ST OT		N	On	N	On	AMG	7/6/09	
Discrepancy							Repaired		
Corrective Action							Reinstalled		
Removed from A/c + sent out. Rec'd bottle installed new SAC AND LEAK checked. Checked OKAY. Reinstalled in AIRCRAFT AND serviced bottles held psi overnight							Functional Test		
							Date Completed		

Item	Labor	Total Time	P	Off	S	Off	Removed	Mech	Insp.
8.	ST OT		N	On	N	On	AMG	7/6/09	
Discrepancy							Repaired		
Corrective Action							Reinstalled		
Removed from A/c + sent out Rec'd bottle installed new SAC AND LEAK checked checked OK. Reinstalled in AIRCRAFT AND serviced. Bottles held psi overnight							Functional Test		
							Date Completed		

CONDITIONS OF REPAIR ORDER. I hereby authorize the repair work to be done along with necessary materials, and hereby grant you and/or your employees and agents permission to operate the aircraft or part herein described for the purpose of testing and/or inspection. I further agree to indemnify and hold you harmless from any and all claims, damages, loss or liability which may occur directly or indirectly from this work, testing and/or inspection, and I further agree that you will not be responsible for any loss or damage to any articles of personal property of any kind or character in case of loss by fire, theft, accident or other cause beyond your control. The labor and materials are ordered by me, for which I have authority to pay, to be listed at your regular prices. I agree to pay cash when the work is completed or on terms satisfactory to you, and until paid, such obligation shall constitute a lien on the aircraft described herein. I agree to pay legal interest upon any past due, delinquent account for the work provided for herein, as well as collection costs including reasonable attorney's fees, and I hereby waive all rights to claim exemption under any state laws.

Owner or Owner's Authorized Agent (signed) _____ Title _____ Date _____

OVERTIME (if needed)
 Approved
 Not Approved

ASU WO-1 White - Customer Yellow - Service Dept. Pink - Business Office

WORK ORDER

Make	Model	N#	Serial #	368	Tach.	WO # WW1219			
Warranty Start Date	Left Eng. S/N		Time				Date Rcvd.		
Engine Model	Right Eng. S/N		Time				Delivery Date		
Owner's Name							Begin		
Address						Completed			
City						Phone	Written by		
Pmt. Method						Cash <input type="checkbox"/>	Charge <input type="checkbox"/>	Credit Card <input type="checkbox"/>	Credit Approved by

MAINTENANCE RELEASE

The _____ identified above/below was repaired and inspected in accordance with current instructions contained in _____, The Maintenance Rules of the Federal Aviation Regulation under which the operator is certificated and is approved for return to service as per those requirements. Pertinent details of the repair are on file at this repair station under Work Order No. _____ Date _____

Signed _____
for Aviation Services Unlimited, Inc., Hangar 6, Wiley Post Airport, Bethany, OK 73008 CRS#X6UR264N

Item	Labor	Total Time	P	Off	S	Off	Removed	Mech	Insp.	
9.	ST OT		N	On	N	On	Repaired			
Discrepancy							Comply with 4 year replacement of Engine Fire Bottle cartridges.			
Corrective Action							Labeled + removed wiring. Removed out-of-date cartridges. Installed new cartridges + safetted. Installed wiring. Ops check good.	Reinstalled		
							Functional Test			
							Date Completed	7-7-09		

Item	Labor	Total Time	P	Off	S	Off	Removed	Mech	Insp.	
10.	ST OT		N	On	N	On	JB 7/6/09			
Discrepancy							Comply with 6 year replacement of C.V.R. ULB.			
Corrective Action							Note: New unit DATED NOV 2015 - Removal CVR from A/C to Service ULB. Installed new ULB in CVR and Reinstalled CVR in Aircraft. Ops check good.	Reinstalled		
							Functional Test			
							Date Completed	7-7-09		

Item	Labor	Total Time	P	Off	S	Off	Removed	Mech	Insp.	
11.	ST OT		N	On	N	On	JB 7/6/09			
Discrepancy							Comply with 6 year overhaul of Pilot Oxygen Mask.			
Corrective Action							Removed mask due to O/H from the Pilots position. Sent out. Reinstalled Newly Dth-O ² mask in Pilots location. Ops check needed. on Item 6.	Reinstalled		
							Functional Test			
							Date Completed	7-7-09		

CONDITIONS OF REPAIR ORDER. I hereby authorize the repair work to be done along with necessary materials, and hereby grant you and/or your employees and agents permission to operate the aircraft or part herein described for the purpose of testing and/or inspection. I further agree to indemnify and hold you harmless from any and all claims, damages, loss or liability which may occur directly or indirectly from this work, testing and/or inspection, and I further agree that you will not be responsible for any loss or damage to any articles of personal property of any kind or character in case of loss by fire, theft, accident or other cause beyond your control. The labor and materials are ordered by me, for which I have authority to pay, to be listed at your regular prices. I agree to pay cash when the work is completed or on terms satisfactory to you, and until paid, such obligation shall constitute a lien on the aircraft described herein. I agree to pay legal interest upon any past due, delinquent account for the work provided for herein, as well as collection costs including reasonable attorney's fees, and I hereby waive all rights to claim exemption under any state laws.

Owner or Owner's Authorized Agent (signed) _____ Title _____ Date _____

OVERTIME (if needed)
 Approved
 Not Approved

ASU WO-1 White - Customer Yellow - Service Dept. Pink - Business Office

WORK ORDER

Make	Model	N#	Serial #	368	Tach.	WO # WW1219	
Warranty Start Date	Left Eng. S/N		Time				Date Rcvd.
Engine Model	Right Eng. S/N		Time				Delivery Date
Owner's Name							Begin
Address						Completed	
City						Phone	
Pmt. Method						Written by	
Cash <input type="checkbox"/> Charge <input type="checkbox"/> Credit Card <input type="checkbox"/> Credit Approved by							

Work Scope

MAINTENANCE RELEASE

The _____ identified above/below was repaired and inspected in accordance with current instructions contained in _____, The Maintenance Rules of the Federal Aviation Regulation under which the operator is certificated and is approved for return to service as per those requirements. Pertinent details of the repair are on file at this repair station under Work Order No. _____ Date _____

Signed _____

for Aviation Services Unlimited, Inc., Hangar 6, Wiley Post Airport, Bethany, OK 73008 CRS#X6UR264N

Item	Labor	Total Time	P	Off	S	Off	Removed	Mech	Insp.
12.	ST OT		N	On	N	On	Amg		es
Discrepancy Comply with 90 day/200 hour Capacity Test of Emergency Light Power Pack.							Repaired		
Corrective Action <i>Removed for CAP check Performed CAP check Battery PASSED. CHARGED BATTERY AND REINSTALLED IN AIRCRAFT.</i>							Reinstalled	Amg	es
							Functional Test		
							Date Completed	7/7/09	es

Item	Labor	Total Time	P	Off	S	Off	Removed	Mech	Insp.
13.	ST OT		N	On	N	On	Amg		es
Discrepancy Comply with 90 day/200 hour Capacity Test of J.E.T. Pack.							Repaired		
Corrective Action <i>Removed for CAP check. CAP checked small battery. BATTERY FAILED. STOPPED BATTERY FOR DEEP CYCLE. CAP CHECKED LONG BATTERY PASSED. CHARGED BATTERIES & REINSTALLED.</i>							Reinstalled	Amg	es
							Functional Test		
							Date Completed	7/7/09	es

Item	Labor	Total Time	P	Off	S	Off	Removed	Mech	Insp.
14.	ST OT		N	On	N	On	Amg		es
Discrepancy Comply with 12 month ELT Function Test.							Repaired		
Corrective Action <i>Performed operational test I.A.V. "Check" section, (p. 301-304) of Kannad Installation/Operation Manual. Ops check good. Inspected unit & reinstalled.</i>							Reinstalled	Amg	es
							Functional Test		
							Date Completed	7/6/09	es

CONDITIONS OF REPAIR ORDER. I hereby authorize the repair work to be done along with necessary materials, and hereby grant you and/or your employees and agents permission to operate the aircraft or part herein described for the purpose of testing and/or inspection. I further agree to indemnify and hold you harmless from any and all claims, damages, loss or liability which may occur directly or indirectly from this work, testing and/or inspection, and I further agree that you will not be responsible for any loss or damage to any articles of personal property of any kind or character in case of loss by fire, theft, accident or other cause beyond your control. The labor and materials are ordered by me, for which I have authority to pay, to be listed at your regular prices. I agree to pay cash when the work is completed or on terms satisfactory to you, and until paid, such obligation shall constitute a lien on the aircraft described herein. I agree to pay legal interest upon any past due, delinquent account for the work provided for herein, as well as collection costs including reasonable attorney's fees, and I hereby waive all rights to claim exemption under any state laws.

Owner or Owner's Authorized Agent (signed) _____ Title _____ Date _____

OVERTIME (if needed)
 Approved
 Not Approved

WORK ORDER

Make	Model	N#	Serial #	Tach.	WO # <i>WW1219</i>
Warranty Start Date	Left Eng. S/N		Time		
Engine Model	Right Eng. S/N		Time		
Owner's Name					
Address					Date Rcvd.
City					Delivery Date
Phone					Begin
Pmt. Method <input type="checkbox"/> Cash <input type="checkbox"/> Charge <input type="checkbox"/> Credit Card <input type="checkbox"/>					Completed
Credit Approved by					Written by
Work Scope					

MAINTENANCE RELEASE

The _____ identified above/below was repaired and inspected in accordance with current instructions contained in _____, The Maintenance Rules of the Federal Aviation Regulation under which the operator is certificated and is approved for return to service as per those requirements. Pertinent details of the repair are on file at this repair station under Work Order No. _____ Date _____

Signed _____
for Aviation Services Unlimited, Inc., Hangar 6, Wiley Post Airport, Bethany, OK 73008 CRS#X6UR264N

Item	Labor	Total Time	P	Off	S	Off	Removed	Mech	Insp.
<i>5 cont</i>	<i>OT</i>		<i>N</i>	<i>On</i>	<i>N</i>	<i>On</i>			
Discrepancy <i>Date of mfg exceeds life limit, remove</i>							Repaired		
<i>bottle 51W 761625 and install 51W 630566.</i>							Reinstalled		
Corrective Action <i>Performed 3 yr Hydro on 51W 630566, date</i>							Functional Test		
<i>of mfg 9/98 - replacement date 9/2022</i>							Date Completed		
							<i>7/10/09</i>		

Item	Labor	Total Time	P	Off	S	Off	Removed	Mech	Insp.
	<i>ST OT</i>		<i>N</i>	<i>On</i>	<i>N</i>	<i>On</i>			
Discrepancy							Repaired		
Corrective Action							Reinstalled		
							Functional Test		
							Date Completed		

Item	Labor	Total Time	P	Off	S	Off	Removed	Mech	Insp.
	<i>ST OT</i>		<i>N</i>	<i>On</i>	<i>N</i>	<i>On</i>			
Discrepancy							Repaired		
Corrective Action							Reinstalled		
							Functional Test		
							Date Completed		

CONDITIONS OF REPAIR ORDER. I hereby authorize the repair work to be done along with necessary materials, and hereby grant you and/or your employees and agents permission to operate the aircraft or part herein described for the purpose of testing and/or inspection. I further agree to indemnify and hold you harmless from any and all claims, damages, loss or liability which may occur directly or indirectly from this work, testing and/or inspection, and I further agree that you will not be responsible for any loss or damage to any articles of personal property of any kind or character in case of loss by fire, theft, accident or other cause beyond your control. The labor and materials are ordered by me, for which I have authority to pay, to be listed at your regular prices. I agree to pay cash when the work is completed or on terms satisfactory to you, and until paid, such obligation shall constitute a lien on the aircraft described herein. I agree to pay legal interest upon any past due, delinquent account for the work provided for herein, as well as collection costs including reasonable attorney's fees, and I hereby waive all rights to claim exemption under any state laws.

Owner or Owner's Authorized Agent (signed) _____ Title _____ Date _____

OVERTIME (if needed)
 Approved
 Not Approved

Aviation Services Unlimited, Inc.
COMPONENT IDENTIFICATION TAG

SERVICEABLE UNIT DATA

PART NAME 9 lbs

PART # 13083-5

SERIAL # N/A

COND. New MOD # _____

Made Serviceable & Shop Records Completed by:

VENDOR Worthington

VENDOR W.O.# _____

DATE 7/7/9 STA. _____

ASU RECEIVING INSPECTOR # 53

DATE 7/7/9 P.O.# 21259

QUANTITY 4 W.O.# WW1219-9

UNIT SHELF LIFE EXPIRES: _____

UNIT INSTALLED DATA

A/C # 5/N 368

POSITION INSTALLED Alt Fuelage

BY JFS

MO. 7 DAY 2 YR. 02 STA. _____

REPAIRABLE UNIT DATA

PART NAME _____

Part # _____

Serial # _____

REMOVED FROM _____

ACFT NO. _____

POSITION _____

REMOVED _____

BY _____

MO. _____ DAY _____ YR. _____ STA. _____

A/C TAT: _____

TSO: _____

REASON FOR REMOVAL

Time out

ASU - 4

White - Customer

Yellow - on Part

Pink - Work Order

60-9
6121CM 900

SERVICEABLE UNIT DATAPART NAME C MASKPART # MC10-13-02SERIAL # 6839COND. OH/EXCH MOD # _____

Made Serviceable & Shop Records Completed by: _____

VENDOR WORTHINGTON

VENDOR W.O.# _____

DATE 7/7/9 STA. _____ASU RECEIVING INSPECTOR # 53DATE 7/7/9 P.O.# 21259QUANTITY 1 W.O.# WW1219-11

UNIT SHELF LIFE EXPIRES: _____

UNIT INSTALLED DATAA/C # 5/N 368POSITION INSTALLED Pilots - CaptBY JBMO. 7 DAY 7 YR. 09 STA. _____**REPAIRABLE UNIT DATA**PART NAME SAMEPart # SAMESerial # 5176

REMOVED FROM _____

ACFT NO. 5/N 368POSITION PilotsREMOVED BY JBMO. 7 DAY 7 YR. 09 STA. _____

A/C TAT: _____

TSO: _____

REASON FOR REMOVALDue 6 years OHAviation Services Unlimited, Inc.
COMPONENT IDENTIFICATION TAG

Aviation Services Unlimited, Inc.
COMPONENT IDENTIFICATION TAG

SERVICEABLE UNIT DATA

PART NAME 1) CAN

PART # Dk120

SERIAL # SC61321 Thru SC61324

COND. New MOD # _____

Made Serviceable & Shop Records Completed by:

VENDOR WORTHINGTON

VENDOR W.O.# _____

DATE 7/7/9 STA. _____

ASU RECEIVING INSPECTOR # 53

DATE 7/7/9 P.O.# 21259

QUANTITY 1 W.O.# WW1219-10

UNIT SHELF LIFE EXPIRES: _____

UNIT INSTALLED DATA

A/C # S/P 368

POSITION CVR

INSTALLED BY JB

MO. 7 DAY 7 YR. 09 STA. _____

REPAIRABLE UNIT DATA

PART NAME _____

Part # _____

Serial # _____

REMOVED FROM _____

ACFT NO. _____

POSITION _____

REMOVED BY _____

MO. _____ DAY _____ YR. _____ STA. _____

A/C TAT: _____

TSO: _____

REASON FOR REMOVAL

Time out

ASU - 4

White - Customer

Yellow - on Part

Pink - Work Order

Aviation Services Unlimited, Inc.
COMPONENT IDENTIFICATION TAG

SERVICEABLE UNIT DATA

PART NAME C R blow down

PART # 3753015-501

SERIAL # 44527 A1

COND. Hydro MOD # _____

Made Serviceable & Shop Records Completed by:

VENDOR EALE

VENDOR W.O.# _____

DATE 7/8/9 STA. _____

ASU RECEIVING INSPECTOR # 53

DATE 7/8/9 P.O.# 21258

QUANTITY 1 W.O.# WW1219-7

UNIT SHELF LIFE EXPIRES: _____

UNIT INSTALLED DATA

AC # 5/15 368

POSITION INSTALLED A/c fuselage

BY AMC

MO. 7 DAY 8 YR. 09 STA. _____

REPAIRABLE UNIT DATA

PART NAME _____

Part # _____

Serial # _____

REMOVED FROM _____

ACFT NO. _____

POSITION _____

REMOVED _____

BY _____

MO. _____ DAY _____ YR. _____ STA. _____

AC TAT: _____

TSO: _____

REASON FOR REMOVAL

Request

ASU - 4

White - Customer

Yellow - on Part

Pink - Work Order

Aviation Services Unlimited, Inc.
COMPONENT IDENTIFICATION TAG

SERVICEABLE UNIT DATA

PART NAME 2 Bottle

PART # 375 3015-501

SERIAL # 44524A1

COND. Hydro MOD # _____

Made Serviceable & Shop Records Completed by:

VENDOR EAAK

VENDOR W.O.# _____

DATE 7/8/9 STA. _____

ASU RECEIVING INSPECTOR # S3

DATE 7/8/9 P.O.# 21258

QUANTITY 1 W.O.# WW1219-8

UNIT SHELF LIFE EXPIRES: _____

UNIT INSTALLED DATA

A/C # N 368

POSITION INSTALLED Att. Kinsley

BY AKM

MO. 7 DAY 8 YR. 00 STA. _____

REPAIRABLE UNIT DATA

PART NAME _____

Part # _____

Serial # _____

REMOVED FROM _____

ACFT NO. _____

POSITION _____

REMOVED _____

BY _____

MO. _____ DAY _____ YR. _____ STA. _____

A/C TAT: _____

TSO: _____

REASON FOR REMOVAL

Reg. Hydro

Aviation Services Unlimited, Inc.
COMPONENT IDENTIFICATION TAG

SERVICEABLE UNIT DATA

PART NAME bottle

PART # 6350-AS-EE-B

SERIAL # 761025

COND. Hydro MOD # _____

Made Serviceable & Shop Records Completed by:

VENDOR EARL

VENDOR W.O.# _____

DATE 7/8/9 STA. _____

ASU RECEIVING INSPECTOR # 53

DATE 7/9/9 P.O.# 21258

QUANTITY 1 W.O.# WW1219-5

UNIT SHELF LIFE EXPIRES: _____

UNIT INSTALLED DATA

A/C # S/N 368

POSITION None

INSTALLED BY JB

MO. 7 DAY 8 YR. 09 STA. _____

REPAIRABLE UNIT DATA

PART NAME _____

Part # _____

Serial # _____

REMOVED FROM _____

ACFT NO. _____

POSITION _____

REMOVED BY _____

MO. _____ DAY _____ YR. _____ STA. _____

A/C TAT: _____

TSO: _____

REASON FOR REMOVAL

Due Hydro

ASU - 4

White - Customer

Yellow - on Part

Pink - Work Order

WARRANTY

Overhaul / Repair and exchange of all emergency equipment conditional 90 days from date of shipment on parts and labor. Warranty limited to specific parts used.

SERVICEABLE

PART NAME T/R BOTTLE		MFG. HTL
PART NO. 3753015-501		SERIAL NO. 44524A1
W/O NO. 09-8109	CONTRACT 21258	CUSTOMER AVIATION SERVICE
THIS UNIT CHECKED AND APPROVED FOR SERVICE		
OVERHAUL BY RB	INSP. BY MS	DATE 7/8/09
REMARKS HYDROTEST		

OVER

E1-T1

MAINTENANCE RELEASE

The Aircraft and / or Component identified above were repaired and inspected in accordance with current Federal Aviation Regulations, and were found airworthy for return to service. Pertinent details of the repair are on file at this agency under

Work Order No. 09-8109

Date JULY 8, 2009

Signed  for



Eagle Industries

FAA CERTIFICATE NO. WPIR592K
10901 S.E. 29th St.
MIDWEST CITY, OKLAHOMA
(405) 732-2243


(OVER)

MAINTENANCE RELEASE

The Aircraft and / or Component identified above were repaired and inspected in accordance with current Federal Aviation Regulations, and were found airworthy for return to service. Pertinent details of the repair are on file at this agency under

Work Order No. 09-8108

Date JULY 8, 2009

Signed  for


Eagle Industries

FAA CERTIFICATE NO. WPIR592K
10901 S.E. 29th St.
MIDWEST CITY, OKLAHOMA
(405) 732-2243

(OVER)

WARRANTY

Overhaul / Repair and exchange of all emergency equipment conditional 90 days from date of shipment on parts and labor. Warranty limited to specific parts used.

SERVICEABLE

PART NAME CYLINDER & VALVE ASSY		MFG. AVOX
PART NO. 6350-A5-DD-C		SERIAL NO. 630566
W/O NO. 09-8123	CONTRACT 21258	CUSTOMER AVIATION SERVICE
THIS UNIT CHECKED AND APPROVED FOR SERVICE		
OVERHAUL BY RB	INSP. BY MS	DATE 7/10/09
REMARKS HYDROTEST		
49CF 3HT1850 CYLINDER		
MFG DATE OF CYLINDER 3/98		
OVER		E1-T1

MAINTENANCE RELEASE

The Aircraft and / or Component identified above were repaired and inspected in accordance with current Federal Aviation Regulations, and were found airworthy for return to service. Pertinent details of the repair are on file at this agency under

09-8123

Work Order No. _____

Date JULY 10, 2009

Signed  for _____



FAA CERTIFICATE NO. WPIR592K

10901 S.E. 29th St.

MIDWEST CITY, OKLAHOMA

(405) 732-2243

(OVER)

6-09
WLM
WLM 1219

1. Approving National Aviation Authority/Country: FAA/United States	2.	3. Form Tracking Number: AETC 0764
--	----	---------------------------------------

AUTHORIZED RELEASE CERTIFICATE

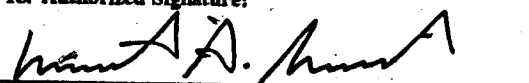
FAA Form 8130-3, AIRWORTHINESS APPROVAL TAG

4. Organization Name and Address: Applied Energy Technology Corp. 2105 South Hardy Drive #20 Tempe, AZ. USA 85282-1924 aetcaz@aol.com	(PQ1989NM)	5. Work Order/Contract/Invoice Number: AETC Invoice # 4095
---	------------	--

6. Item:	7. Description:	8. Part Number:	9. Eligibility: *	10. Quantity:	11. Serial/Batch Number:	12. Status/Work:
1	Cartridge, Fire Extinguisher	AE13083-5	N/A	288	Lot AEN 1-125	NEW

13. Remarks:
**FAA-PMA PART.
 AIRWORTHINESS APPROVAL-PARTS.
 (FOR COMPLETE LIST OF ELIGIBILITY SEE ATTACHMENT). END.**

14. Certifies the items identified above were manufactured in conformity to: <input checked="" type="checkbox"/> Approved design data and are in a condition for safe operation. <input type="checkbox"/> Non-approved design data specified in Block 13.	19. <input type="checkbox"/> 14 CFR 43.9 Return to Service <input type="checkbox"/> Other regulation specified in Block 13 Certifies that unless otherwise specified in Block 13, the work identified in Block 12 and described in Block 13 was accomplished in accordance with Title 14, Code of Federal Regulations, part 43 and in respect to that work, the items are approved for return to service.
---	---

15. Authorized Signature: 	16. Approval/Authorization No.: DMIR602521NM	20. Authorized Signature:	21. Approval/Certificate No.:
17. Name (Typed or Printed): Michael A. Schuetz	18. Date (m/d/y): JAN/28/2009	22. Name (Typed or Printed):	23. Date (m/d/y):

User/Installer Responsibilities

It is important to understand that the existence of this document alone does not automatically constitute authority to install the part/component/assembly.

Where the user/installer performs work in accordance with the national regulations of an airworthiness authority different than the airworthiness authority of the country specified in Block 1, it is essential that the user/installer ensures that his/her airworthiness authority accepts parts/components/assemblies from the airworthiness authority of the country specified in Block 1.

Statements in Blocks 14 and 19 do not constitute installation certification. In all cases, aircraft maintenance records must contain an installation certification issued in accordance with the national regulations by the user/installer before the aircraft may be flown.

FAA-PMA.**Applied Energy Technology Corp.**

Tempe, Arizona

Mfg. Code 57597

AETC P/N AE13083-5 A**Cartridge Life: 10 Years Total**

(from month and year on cartridge)

Eligibility for Installation:

Aerostar PA-60-600 (Aerostar 600), PA-60-601 (Aerostar 601); **Dassault-Breguet** Falcon 10; **Raytheon** D-18 Series, 35 Series, C45 Series, 50 Series, 60, A60, B60, 65-80 Series, 90 Series, 95-55 Series, 56TC, 99 Series, 100 Series, 200 Series, 300, B300, 400, 400A, 1900, 1900C, 1900D; **Bell** 204B, 205A, 206, 212, 214B, 214ST, 222, 230, 412, 430; **Cessna** 172 Series, 175 Series, 300 Series, 400 Series 500, 501, 525, 550, S550, 551, 552, 560, 560XL, 650, 750; **Construcciones Aeronauticas, S.A. (CASA)** CN-235, CN-235-100; **Dassault** Mystere-Falcon 20-C5, -D5, -E5, -F5, Mystere Falcon 50; **Bombardier** DHC-6-1, -100, -200, -300; (Water Bomber) CL-215-1A10, CL-215-6B11 (CL-215T Variant), CL-215-6B11 (CL-415 Variant); **Dornier** Luftfahrt GmbH Do 228-100, 228-101, 228-200, 228-201, 228-202, 228-212; **M7 Aerospace LP** SA-26T, SA-26AT, SA226T, SA226-AT, SA226-T(B), SA227-AT, SA227-TT, SA226-TC, SA227-AC (C-26A), SA227-BC (C-26A), SA227-PC, SA227-CC, SA227-DC (C-26B); **Eurocopter Deutschland GmbH** MBB-BK 117 A-1, A-3, A-4, B-1, B-2, C-1; **Israel Aircraft Industries, Ltd.** Astra SPX 1121, 1121A, 1121B, 1123, 1124, 1124A; **Gulfstream** 1125 Westwind Astra, Astra SPX; **Learjet** 24, 24A, 24B, 24B-A, 24C, 24D, 24D-A, 24E, 24F, 24F-A, 25, 25A, 25B, 25C, 25D, 25F, 28, 29, 31, 31A, 35, 35A (C-21A), 36, 36A, 55, 55B, 55C; **Piper** PA-23, -23-160, -23-235, -23-250, (Navy UO-1), -E23-250, PA-31, -31-300, -31-325, -31-350, -31P, -31T, -31T1, -31T2, -31T3, -31P-350; **Raytheon** DH.125-1A, 1A/522, DH.125-1A/S-522, DH.125-3A, -3A/R, DH.125-1A/R-522, DH.125-3A/RA, DH.125-400A BAe 125-800A, -1000A; **Sabreliner** NA-265-60, -80.

FAA-PMA**Applied Energy Technology Corp.**

Tempe, Arizona

Mfg. Code 57597

AETC P/N AE13083-5 A**Cartridge Life: 10 Years Total**

(from month and year on cartridge)

Eligibility for Installation:

Aerostar PA-60-600 (Aerostar 600), PA-60-601 (Aerostar 601); **Dassault-Breguet** Falcon 10; **Raytheon** D-18 Series, 35 Series, C45 Series, 50 Series, 60, A60, B60, 65-80 Series, 90 Series, 95-55 Series, 56TC, 99 Series, 100 Series, 200 Series, 300, B300, 400, 400A, 1900, 1900C, 1900D; **Bell** 204B, 205A, 206, 212, 214B, 214ST, 222, 230, 412, 430; **Cessna** 172 Series, 175 Series, 300 Series, 400 Series 500, 501, 525, 550, S550, 551, 552, 560, 560XL, 650, 750; **Construcciones Aeronauticas, S.A. (CASA)** CN-235, CN-235-100; **Dassault** Mystere-Falcon 20-C5, -D5, -E5, -F5, Mystere Falcon 50; **Bombardier** DHC-6-1, -100, -200, -300; (Water Bomber) CL-215-1A10, CL-215-6B11 (CL-215T Variant), ~~CL-215 6B11 (CL-415 Variant)~~; **Bornier Luftfahrt GmbH** Do 228-100, 228-101, 228-200, 228-201, 228-202, 228-212; **M7 Aerospace LP** SA-26T, SA-26AT, SA226T, SA226-AT, SA226-T(B), SA227-AT, SA227-TT, SA226-TC, SA227-AC (C-26A), SA227-BC (C-26A), SA227-PC, SA227-CC, SA227-DC (C-26B); **Eurocopter Deutschland GmbH** MBB-BK 117 A-1, A-3, A-4, B-1, B-2, C-1; **Israel Aircraft Industries, Ltd.** Astra SPX 1121, 1121A, 1121B, 1123, 1124, 1124A; **Gulfstream** 1125 Westwind Astra, Astra SPX; **Learjet** 24, 24A, 24B, 24B-A, 24C, 24D, 24D-A, 24E, 24F, 24F-A, 25, 25A, 25B, 25C, 25D, 25F, 28, 29, 31, 31A, 35, 35A (C-21A), 36, 36A, 55, 55B, 55C; **Piper** PA-23, -23-160, -23-235, -23-250, (Navy UO-1), -E23-250, PA-31, -31-300, -31-325, -31-350, -31P, -31T, -31T1, -31T2, -31T3, -31P-350; **Raytheon** DH.125-1A, 1A/522, DH.125-1A/S-522, DH.125-3A, -3A/R, DH.125-1A/R-522, DH.125-3A/RA, DH.125-400A BAE 125-800A, -1000A; **Sabreliner** NA-265-60, -80.

Revised 8/08

FAA-PMA

Applied Energy Technology Corp.

Tempe, Arizona

Mfg. Code 57597

AETC P/N AE13083-5 A

Cartridge Life: 10 Years Total
(from month and year on cartridge)

Eligibility for Installation:

Aerostar PA-60-600 (Aerostar 600), PA-60-601 (Aerostar 601); Dassault-Breguet Falcon 10; Raytheon D-18 Series, 35 Series, C45 Series, 50 Series, 60, A60, B60, 65-80 Series, 90 Series, 95-55 Series, 56TC, 99 Series, 100 Series, 200 Series, 300, B300, 400, 400A, 1900, 1900C, 1900D; Bell 204B, 205A, 206, 212, 214B, 214ST, 222, 230, 412, 430; Cessna 172 Series, 175 Series, 300 Series, 400 Series 500, 501, 525, 550, S550, 551, 552, 560, 560XL, 650, 750; Construcciones Aeronauticas, S.A. (CASA) CN-235, CN-235-100; Dassault Mystere-Falcon 20-C5, -D5, -E5, -F5, Mystere Falcon 50; Bombardier DHC-6-1, -100, -200, -300; (Water Bomber) CL-215-1A10, CL-215-6B11 (CL-215T Variant), CL-215-6B11 (CL-415 Variant); Dornier Luftfahrt GmbH Do 228-100, 228-101, 228-200, 228-201, 228-202, 228-212; M7 Aerospace LP SA-26T, SA-26AT, SA226T, SA226-AT, SA226-T(B), SA227-AT, SA227-TT, SA226-TC, SA227-AC (C-26A), SA227-BC (C-26A), SA227-PC, SA227-CC, SA227-DC (C-26B); Eurocopter Deutschland GmbH MBB-BK 117 A-1, A-3, A-4, B-1, B-2, C-1; Israel Aircraft Industries, Ltd. Astra SPX 1121, 1121A, 1121B, 1123, 1124, 1124A; Gulfstream 1125 Westwind Astra, Astra SPX; Learjet 24, 24A, 24B, 24B-A, 24C, 24D, 24D-A, 24E, 24F, 24F-A, 25, 25A, 25B, 25C, 25D, 25F, 28, 29, 31, 31A, 35, 35A (C-21A), 36, 36A, 55, 55B, 55C; Piper PA-23, -23-160, -23-235, -23-250, (Navy UO-1), -E23-250, PA-31, -31-300, -31-325, -31-350, -31P, -31T, -31T1, -31T2, -31T3, -31P-350; Raytheon DH.125-1A, 1A/522, DH.125-1A/S-522, DH.125-3A, -3A/R, DH.125-1A/R-522, DH.125-3A/RA, DH.125-400A BAe 125-800A, -1000A; Sabreliner NA-265-60, -80.

Revised 8/08

FAA-PMA**Applied Energy Technology Corp.**

Tempe, Arizona

Mfg. Code 57597

AETC P/N AE13083-5 A**Cartridge Life: 10 Years Total**
(from month and year on cartridge)**Eligibility for Installation:**

Aerostar PA-60-600 (Aerostar 600), PA-60-601 (Aerostar 601); Dassault-Breguet Falcon 10; Raytheon D-18 Series, 35 Series, C45 Series, 50 Series, 60, A60, B60, 65-80 Series, 90 Series, 95-55 Series, 56TC, 99 Series, 100 Series, 200 Series, 300, B300, 400, 400A, 1900, 1900C, 1900D; Bell 204B, 205A, 206, 212, 214B, 214ST, 222, 230, 412, 430; Cessna 172 Series, 175 Series, 300 Series, 400 Series 500, 501, 525, 550, S550, 551, 552, 560, 560XL, 650, 750; Construcciones Aeronauticas, S.A. (CASA) CN-235, CN-235-100; Dassault Mystere-Falcon 20-C5, -D5, -E5, -F5, Mystere Falcon 50; Bombardier DHC-6-1, -100, -200, -300; (Water Bomber) CL-215-1A10, CL-215-6B11 (CL-215T Variant), CL-215-6B11 (CL-415 Variant); Dornier Luftfahrt GmbH Do 228-100, 228-101, 228-200, 228-201, 228-202, 228-212; M7 Aerospace LP SA-26T, SA-26AT, SA226T, SA226-AT, SA226-T(B), SA227-AT, SA227-TT, SA226-TC, SA227-AC (C-26A), SA227-BC (C-26A), SA227-PC, SA227-CC, SA227-DC (C-26B); Eurocopter Deutschland GmbH MBB-BK 117 A-1, A-3, A-4, B-1, B-2, C-1; Israel Aircraft Industries, Ltd. Astra SPX 1121, 1121A, 1121B, 1123, 1124, 1124A; Gulfstream 1125 Westwind Astra, Astra SPX; Learjet 24, 24A, 24B, 24B-A, 24C, 24D, 24D-A, 24E, 24F, 24F-A, 25, 25A, 25B, 25C, 25D, 25F, 28, 29, 31, 31A, 35, 35A (C-21A), 36, 36A, 55, 55B, 55C; Piper PA-23, -23-160, -23-235, -23-250, (Navy UO-1), -E23-250, PA-31, -31-300, -31-325, -31-350, -31P, -31T, -31T1, -31T2, -31T3, -31P-350; Raytheon DH.125-1A, 1A/522, DH.125-1A/S-522, DH.125-3A, -3A/R, DH.125-1A/R-522, DH.125-3A/RA, DH.125-400A BAe 125-800A, -1000A; Sabreliner NA-265-60, -80.

1. Approving National Aviation Authority/Country: FAA/UNITED STATES		2. AUTHORIZED RELEASE CERTIFICATE FAA FORM 8130-3, AIRWORTHINESS APPROVAL TAG				3. Form Tracking Number. U3012644	
4. Organization Name and Address. Zodiac Services Americas 6734 VALJEAN AVE VAN NUYS, CA 91406				5. Work Order, Contract or Invoice Number: R19004			
FAA Approval Holder: QX3R805L							
6. Item:	7. Description:	8. Part Number:	9. Eligibility: *	10. Quantity:	11. Serial/Batch Number:	12. Status/Work:	
1	MASK-REGULATOR	MC10-13-02	TSO Article N/A	1	6839	OVERHAULED	
13. REMARKS WORK PERFORMED PER CMM 35-13-63 REV.6, 15MAY2007. Overhauled and Tested Unit ZODIAC SERVICES AMERICAS, LLC certifies that the work specified in block 12/13 was carried out in accordance with EASA Part 145 and with respect to that work the aircraft component is considered ready for release to service under EASA Acceptance Certificate Number EASA - 145.4185							
14. Certifies the items identified above were manufactured in conformity to: <input type="checkbox"/> Approved design data and are in a condition for safe operation. <input type="checkbox"/> Non-approved design data specified in Block 13			19. <input checked="" type="checkbox"/> 14 CFR 43.9 Return to Service <input checked="" type="checkbox"/> Other regulation specified in Block 13 Certifies that unless otherwise specified in Block 13, the work identified in Block 12 and described in Block 13 was accomplished in accordance with Title 14, Code of Federal Regulations, part 43 and in respect to that work, the items are approved for return to service.				
15. Authorized Signature:		16. Approval Authorization No.		20. Authorized Signature:		21. Approval/Certificate No:	
						QX3R805L	
17. Name (Typed or Printed):		18. Date (m/d/y):		22. Name (Typed or Printed):		23. Date (m/d/y):	
				JORGE FUENTES		Mar/04/2009	
User/Installer Responsibilities							
It is important to understand that the existence of this document alone does not automatically constitute authority to install the part/component/assembly.							
Where the user/installer work in accordance with the national regulations of an airworthiness authority different than the airworthiness authority of the country specified in Block 1 it is essential that the user/installer ensures that his/her airworthiness authority accepts parts/components/assemblies from the airworthiness authority of the country specified in Block 1.							
Statement in Blocks 14 and 19 do not constitute installation certification. In all cases aircraft maintenance records must contain an installation certification issued in accordance with the national regulations by the user/installer before the aircraft may be flown.							

ZODIAC SERVICES AMERICAS AEROSPACE



Service Report

Work Order #: U3012644

Date Printed: 3/4/2009

Time: 3:37:17 PM

Page: 1

ZODIAC SERVICES
6734 VALJEAN AVE - VAN NUYS, CA 91406
TEL: (818) 435-0900 FAX (818) 435-0960

To:
ATTN: TRACY SCHLEICHER
WORTHINGTON AVIATION
2995 LONE OAK CIRCLE
SUITE 10
EAGAN, MN 55121 US

Ship To:
WORTHINGTON AVIATION
2995 LONE OAK CIRCLE
SUITE 10
EAGAN, MN 55121 USA

Ref #: R19004	Phone #: 651-393-3315	Fax #: 651-393-3310	Email:
Code: S18917	Site: DAZ	PN: MC10-13-02	Descr: MASK-REGULATOR
Qty: 1	Station: 54-REP-VAN	Make:	Model: Mfg: F5341

TSN: NR	TSO: NR	TSR: NR	CSN: NR	CSO: NR	CSR: NR
---------	---------	---------	---------	---------	---------

MFG DATE UNK	LAST O/H 10/01 by SCOTT LANCA	REMOVAL DATE
WK REQUEST	AMD IN BC (Drop BC)	AMD OUT DJKMNP

Entry Date: 2/17/2009	Need Date: 2/17/2009	Compl. Date: 3/4/2009 3:32	Warranty: No	Container:
-----------------------	----------------------	----------------------------	--------------	------------

Serial Number(s): 6839

Symptoms

REASON FOR REMOVAL/REQUESTED WORKSCOPE.
Overhaul.

Preliminary Inspection, Testing and Teardown

FINDINGS.

Regulator main case leaking at psi seal, radio cord wires cut, harness lock broken, cover plate markings illegible, mask lock and piston needs upgrade.

WORKSCOPE COMPLETED.

Unit was overhauled replacing parts listed below.

Work Performed

WORK PERFORMED PER
CMM 35-13-63 REV.6, 15MAY2007.

Overhauled and Tested Unit

PN	Description	Qty Replaced	Reason for Replacement
080247	LABEL, TSO	1	
094001	SPRING, PILOT VALVE	1	
409704	CORD, RADIO	1	
412016	BLANK, FRICTION	1	
412505	SLEEVE, REPLACING P/N 412507	11	
415018	KIT, BUSHING AIR INLET	1	
439221	O/H KIT	1	
444404	PISTON, ASSY, REPLACING P/N 406668	1	
447883	VALVE ASSY	1	
448239	COVER PLATE	1	
449039	LOCK, MASK	1	
449189	KIT	1	
449373	MAIN CASING ASSY	1	
495357	SLEEVE	4	

Technician: _____

Date: 3/4/2009

Inspector: [Signature]

Date: 3/4/2009

ZODIAC SERVICES AMERICAS

ZODIAC AEROSPACE



Service Report

Work Order #: U3012644

Date Printed: 3/4/2009

Time: 3:37:21 PM

Page: 2

ZODIAC SERVICES
6734 VALJEAN AVE - VAN NUYS, CA 91406
TEL: (818) 435-0900 FAX (818) 435-0960

To: ATTN: TRACY SCHLEICHER WORTHINGTON AVIATION 2995 LONE OAK CIRCLE SUITE 10 EAGAN, MN 55121 US	Ship To: WORTHINGTON AVIATION 2995 LONE OAK CIRCLE SUITE 10 EAGAN, MN 55121 USA
--	--

Ref #: R19004	Phone #: 651-393-3315	Fax #: 651-393-3310	Email:
Code: S18917	Site: DAZ	PN: MC10-13-02	Descr: MASK-REGULATOR
Qty: 1	Station: 54-REP-VAN	Make:	Model: Mfg: F5341

TSN: NR	TSO: NR	TSR: NR	CSN: NR	CSO: NR	CSR: NR
---------	---------	---------	---------	---------	---------

MFG DATE UNK	LAST O/H 10/01 by SCOTT LANCA:	REMOVAL DATE
WK REQUEST	AMD IN BC (Drop BC)	AMD OUT DJKMNP

Entry Date: 2/17/2009	Need Date: 2/17/2009	Compl. Date: 3/4/2009 3:32	Warranty: No	Container:
-----------------------	----------------------	----------------------------	--------------	------------

559018	FILTER, DILUTION	1
A1NOIR	SLEEVE	1
H2Q1ZD020018APA	SCREW CLS M2X18	1
MXH15-2	HARNESS, INFLATABLE	1

Technician: _____	Date: 3/4/2009
Inspector: _____	Date: 3/4/2009

1. Approving National Aviation Authority/Country: FAA/UNITED STATES	2. AUTHORIZED RELEASE CERTIFICATE FAA Form 8130-3, AIRWORTHINESS APPROVAL TAG	3. Form Tracking Number: LB2042
---	---	---

4. Organization Name and Address: Dukane Corporation, Seacom Division, 2900 Dukane Drive, St. Charles, IL 60174 PT2422CE-D	5. Work Order/Contract/Invoice Number: 19028
---	---

6. Item:	7. Description:	8. Part Number:	9. Eligibility:*	10. Quantity:	11. Serial/Batch Number:	12. Status/Work:
1	UNDERWATER LOCATOR BEACON	DK120	TSO ARTICLE N/A	4	SC61321 through SC61324	NEW

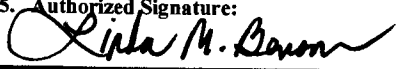
13. Remarks

Applicable AD's – None; Complies with all Service Bulletins

The part shipped under this approval is a sub-component of DK120(A) Rev: 02
 FAA: TSO-C121
 Date of Manufacture: DEC 2008

TIME DATED: EXPIRE FEB 2015

14. Certifies the items identified above were manufactured in conformity to: <input checked="" type="checkbox"/> Approved design data and are in a condition for safe operation <input type="checkbox"/> Non-approved design data specified in Block 13	19. <input type="checkbox"/> 14 CFR 43.9 Return to Service <input type="checkbox"/> Other regulation specified in Block 13 Certifies that unless otherwise specified in Block 13, the work identified in Block 12 and described in Block 13 was accomplished in accordance with Title 14, Code of Federal Regulations, part 43 and in respect to that work, the items are approved for return to service.
---	--

15. Authorized Signature: 	16. Approval/Authorization No.: DMIR-501654-CE	20. Authorized Signature:	21. Approval/Certificate No.:
17. Name (Typed or Printed): Linda M. Benson	18. Date (m/d/y): December 31, 2008	22. Name (Typed or Printed):	23. Date (m/d/y):

User/Installer Responsibilities

It is important to understand that the existence of this document alone does not automatically constitute authority to install the part/component/assembly.

Where the user/installer performs work in accordance with the national regulations of an airworthiness authority different than the airworthiness authority of the country specified in Block 1, it is essential that the user/installer ensures that his/her airworthiness authority accepts parts/components/assemblies from the airworthiness authority of the country specified in Block 1.

Statements in Blocks 14 and 19 do not constitute installation certification. In all cases, aircraft maintenance records must contain an installation certificate issued in accordance with the national regulations by the user/installer before the aircraft may be flown.

Seacom



DUKANE

**DUKANE CERTIFICATION AND TEST DATA
UNDERWATER ACOUSTIC BEACON MODEL DK120**

CUSTOMER WORTHINGTON AVIATION PARTS, INC. **DATE** 12/31/2008
CUSTOMER PO 19028 **QTY** 4
SALES ORDER NO 3034080

This is to certify that the Model DK120 beacon(s) as listed below have been fabricated and tested in accordance with applicable Dukane drawings and specifications and meet the standards set forth in TSO-C121 (SAE Minimum Performance Standard AS 8045) , and CAA Appliance Registration Approval AR01361. Detailed test data is maintained on file by Dukane and is available for examination upon request.

SERIAL NUMBER(S)

Date of Manufacture: DEC 2008

SC61321 SC61322 SC61323 SC61324

Dukane Corporation, Seacom Division per

Q.C. Manager, Seacom Division

ISO
9001
Certified

Dukane Corporation
2900 Dukane Drive, St. Charles, IL 60174
Telephone 1-630-584-2300
www.dukane.com



Periodic Maintenance and Calibration Necessary for Continued Airworthiness UNDERWATER ACOUSTIC BEACON MODEL DK100, DK120, DK130, DK140

Specifications and Limitations

Operating Frequency.....	37.5 kHz \pm 1 kHz
Operating Depth.....	Surface to 20,000 feet (6096 meters)
Pulse Length.....	10 milliseconds \pm 10%
Pulse Repetition Rate.....	Not less than 0.9 Pulse/Sec
Operating Life.....	30 days (minimum)
Acoustic Output, Initial.....	1060 dynes/cm ² rms pressure at 1 meter (160.5dB)
Acoustic Output After 30 Days.....	700 dynes/cm ² rms pressure at 1 meter (157.0dB)
Operating Temperature Range.....	+28°F (-2.2°C) to +100°F (+37.8°C)
Actuation.....	Fresh or salt water
Radiation Pattern.....	Rated output over 80 percent of sphere

Major Components

DK100, or DK120, or DK130, or DK140 Underwater Acoustic Beacon
810-2007/K or 810-2008/K Battery Kit

Operating Instructions

The operation of the beacon is automatic upon water entry. Operator intervention is not necessary.

Installation Procedures and Limitations

When mounting the beacon the beacon should be mounted horizontally with the switch end forward, if possible. If vertical mounting is necessary, switch end must be mounted downward to prevent accumulation of dirt, grease, and water on the switch end.

- If the securing plate and its attaching hardware are already attached to the main body of the mounting cradle, remove them.
- Make sure that the beacon case and water switch are free of grease or film.
- Test as described below to insure operation prior to installation.
- Install the beacon into the mount if a securing plate is required screw in place with the furnished screws and washers. Tighten until the securing plate makes contact with the frame in the area of the screws.
- Perform the Operational Test as described below.

Diagrams

No schematics or wiring diagrams are needed for the beacons.

Beacon Maintenance

The recommended schedule for beacon cleaning and testing is every 24 months, when the beacon is installed on a recorder and the recorder is installed in accordance with its TSO. Battery maintenance or overhaul schedule should be performed on or before the RBB date etched under the beacon label.

Beacon Cleaning

Clean the switch end of the beacon with a soft cloth and mild detergent, then dry thoroughly with a clean cloth. Clean the switch end insulator to prevent leakage currents from occurring across the switch. This will affect battery life. The water switch should be cleaned at any time if dirt or dust becomes apparent.

Operational testing

The 42A12 Series Ultrasonic Test Set, PL-1, PL-3 Operational Tester or TS100 Portable Test Set can be used to perform operational tests on the beacon. See specific manual for test set operation.

Battery Testing

Use a high impedance voltmeter (input impedance of at least 10 M ohms) (not required when using TS100 Test Set) to perform the following procedure:

- A. Make sure the case and water switch are clean and dry prior to testing. If in doubt, wipe clean using mild detergent and a soft cloth.
- B. Place the negative lead of the high impedance voltmeter on the water switch pin and the positive lead of the meter on the beacon case or the mounting kit, if already installed.
- C. Measure the battery voltage. Note: Inspect label on beacon to determine battery code. See below for voltage specifications. The beacon is operable at the given minimum acceptable voltage. For DK Series beacons if the battery voltage is below the minimum acceptable voltage remove the beacon from service and contact Dukane Corporation for instructions.

Battery Code	Min Acceptable Voltage
A	3.55V
B	2.97 V
C	2.97V

MM

SERVICEABLE TAG
FIELDTECH AVIONICS & INSTRUMENTS, INC.
LOC 3N MEACHAM FIELD
FORT WORTH, TEXAS 76106
REPAIR STATION # WR1R594K

PROPERTY OF: ARTHUR & ARTHUR LLC

MFG: COLLINS


DESCRIPTION: VERTICAL GYRO


MODEL: 332D-11A

PART#: 792-6694-001

SERIAL#: 11206

THIS AIRCRAFT COMPONENT WAS REPAIRED AND/OR INSPECTED IN
ACCORDANCE WITH CURRENT FAA REGULATIONS AND APPROVED
FOR RETURN TO SERVICE. DETAILS ON FILE UNDER W.O.#105477A
FINAL DISPOSITION: REPAIRED

INSPEC: 



DATE: 12-Sep-2007

12-07

1. Approving National Aviation Authority/Country: FAA/United States	2. AUTHORIZED RELEASE CERTIFICATE FAA Form 8130-3 AIRWORTHINESS APPROVAL TAG	3. Form Tracking Number: 105477A
---	--	----------------------------------


Organization Name and Address: FIELDTECH AVIONICS AND INSTRUMENTS, INC. 4151 N. MAIN ST., FT. WORTH, TEXAS 76106	5. Work Order/Contract/ Invoice Number: 105477A
--	---

6. Item: 1	7. Description: 332D-11A	8. Part Number: 797-6694-001	9. Eligibility: *	11. Serial/ Batch Number: 11206	12. Status/Work: REPAIRED
			10. Quantity: 1		

13. Remarks: UNIT REPAIRED TAW MFR'S PUR # 523-0757289. REV 18. 04/29/04.

FIELDTECH AVIONICS CERTIFIES THAT THE WORK SPECIFIED IN BLOCK 12/13 WAS PERFORMED IN ACCORDANCE WITH FASA IMPLEMENTATION RULE PART 145 APPROVAL AND WITH RESPECT TO THAT WORK, THE AIRCRAFT COMPONENT IS CONSIDERED READY FOR RELEASE TO SERVICE UNDER FASA APPROVAL NUMBER 145-4443

14. Certifies the items identified above were manufactured in conformity to: <input type="checkbox"/> Approved design data and are in a condition for safe operation. <input type="checkbox"/> Non-approved design data specified in Block 13	19. <input checked="" type="checkbox"/> 14 CFR 43.9 Return to Service <input checked="" type="checkbox"/> Other regulation specified in Block 13 Certifies that unless otherwise specified in Block 13, the work identified in Block 12 and described in Block 13 was accomplished in accordance with Title 14, Code of Federal Regulations, part 43 and in respect to that work, the items are approved for return to service.
---	---

15. Authorized Signature:	16. Approval/ Authorization No.:	20. Authorized Signature: 	21. Approval/ Certificate No.: WR1R594K
---------------------------	----------------------------------	---	---

17. Name (Typed or Printed):	18. Date (mm dd, yyyy)	22. Name (Typed or Printed): TODD MCDONOUGH	23. Date (mm dd, yyyy) Sep 12, 2007
------------------------------	------------------------	--	--

User/Installer Responsibilities

It is important to understand that the existence of this document alone does not automatically constitute authority to install the part/component/assembly.

Where the user/installer performs work in accordance with the national regulations of an airworthiness authority different than the airworthiness authority of the country specified in Block 1, it is essential that the user/installer ensures that his/her airworthiness authority accepts parts/components/assemblies from the airworthiness authority of the country specified in Block 1.

Blocks 14 and 19 do not constitute installation certification. In all cases, aircraft maintenance records must contain an installation certification issued in accordance with the national regulations by the user/installer before the aircraft may be flown.

*Installer must cross-check eligibility with applicable technical data
FAA FORM 8130-3 (6-01)

REPAIR DATA REPORT

WORK ORDER NO: 105477A
ITEM: 1

CUSTOMER: ARTHUR & ARTHUR LLC

PURCHASE ORDER NO:

MANUFACTURER: COLLINS

DESCRIPTION: VERTICAL GYRO

TYPE NUMBER: 332D-11A

PART NUMBER: 792-6694-001

SERIAL NUMBER: 11206

WARRANTY REPAIR: NO

AIRCRAFT TYPE:

AIRCRAFT REG:

ACTION REQUESTED/INSTRUCTIONS:
A/P VIBRATES IN VERTICAL MODE.

COMPLAINT VERIFIED: YES

PRELIMINARY INSPECTION:

A/P SIGNALS FLUCTUATE. BRUSHES AND SLIPRINGS DIRTY AND REQUIRE TIGHTENING. UNIT
REQUIRES CLEANING, TROUBLESHOOTING, & REPAIR.

HIDDEN DAMAGE INSPECTION:

NONE

CORRECTIVE ACTION:

UNIT REPAIRED TAW MFR'S PUR # 523-0757989, REV 1R, 04/29/04.

MOD STATUS: 1-4, 7, 9, 10, 13-20, 22, 26, 27.

FINAL CONDITION: REPAIRED

TECHNICIAN: *Namozkur*

DATE: September 12, 2007

PARTS REPLACED ON THIS WORK ORDER ARE LISTED ON FOLLOWING PAGE(S)

FIELDTECH AVIONICS & INSTRUMENTS, INC.
LOC 3N MEACHAM FIELD
FORT WORTH, TEXAS 76106
REPAIR STATION # WR1R594K

PROPERTY OF: ARTHUR & ARTHUR LLC

MFG: COLLINS

DESCRIPTION: VHF TRANSCEIVER

MODEL: VHF20B

PART#: 622-1334-002

SERIAL#: 4592

THIS AIRCRAFT COMPONENT WAS REPAIRED AND/OR INSPECTED IN
ACCORDANCE WITH CURRENT FAA REGULATIONS AND APPROVED
FOR RETURN TO SERVICE. DETAILS ON FILE UNDER W.O.#109337A
FINAL DISPOSITION: REPAIRED

INSPECTOR:

Randy

DATE: 6-May-2008

5-08

1. Approving National Aviation Authority/Country: FAA/United States	2. AUTHORIZED RELEASE CERTIFICATE FAA Form 8130-3, AIRWORTHINESS APPROVAL TAG	3. Form Tracking Number: 109337A
---	---	----------------------------------

4. Organization Name and Address: FIELDTECH AVIONICS AND INSTRUMENTS, INC. 4151 N. MAIN ST., FT. WORTH, TEXAS 76106	5. Work Order/Contract/ Invoice Number: 109337A
---	---

6. Item: 1	7. Description: VHF20B	8. Part Number: 622-1334-002	9. Eligibility: *	11. Serial/ Batch Number: 4592	12. Status/Work: REPAIRED
			10. Quantity: 1		

13. Remarks: CORROSION REMOVED FROM UNIT. UNIT CLEANED AND INSPECTED. UNIT ALIGNED AND TESTED ACCORDING TO MFR MAINTENANCE MANUAL 523-0763323 REV 3 MAY/77. UNIT CONFORMS TO ALL OEM SPECIFICATIONS. RETURN TO SERVICE.

14. Certifies the items identified above were manufactured in conformity to: <input type="checkbox"/> Approved design data and are in a condition for safe operation. <input type="checkbox"/> Non-Approved design data specified in Block 15.	19. <input checked="" type="checkbox"/> 14 CFR 43.9 Return to Service <input type="checkbox"/> Other regulation specified in Block 15 Certifies that unless otherwise specified in Block 13, the work identified in Block 12 and described in Block 13 was accomplished in accordance with Title 14, Code of Federal Regulations, part 43 and in respect to that work, the items are approved for return to service.
--	---

15. Authorized Signature:	16. Approval/ Authorization No.:	20. Authorized Signature: <i>Randy Cross</i>	21. Approval/ Certificate No.: WR1R594K
---------------------------	----------------------------------	--	---

17. Name (Typed or Printed):	18. Date (mmm dd, yyyy)	22. Name: (Typed or Printed): RANDY CROSS	23. Date (mmm dd, yyyy) May 6, 2008
------------------------------	-------------------------	---	-------------------------------------

User/Installer Responsibilities.

It is important to understand that the existence of this document alone does not automatically constitute authority to install the part/component/assembly.

Where the user/installer performs work in accordance with the national regulations of an airworthiness authority different than the airworthiness authority of the country specified in Block 1, it is essential that the user/installer ensures that his/her airworthiness authority accepts parts/components/assemblies from the airworthiness authority of the country specified in Block 1.

Blocks 14 and 19 do not constitute installation certification. In all cases, aircraft maintenance records must contain an installation certification issued in accordance with the national regulations by the user/installer before the aircraft may be flown.

FIELDTECH AVIONICS & INSTRUMENTS, INC.

REPAIR DATA REPORT

WORK ORDER NO: 109337A

ITEM: 1

CUSTOMER: ARTHUR & ARTHUR LLC

PURCHASE ORDER NO: 000

MANUFACTURER: COLLINS

DESCRIPTION: VHF TRANSCEIVER

TYPE NUMBER: VHF208

PART NUMBER: 622-1334-002

SERIAL NUMBER: 4592

WARRANTY REPAIR:

AIRCRAFT TYPE:

AIRCRAFT REG:

ACTION REQUESTED/INSTRUCTIONS:

PLEASE EVALUATE FOR HANGAR

COMPLAINT VERIFIED: YES

PRELIMINARY INSPECTION:

UNIT VERY DIRTY. UNIT HAS NO SIDETONE, MODULATION IS LOW AND XMT FREQ IS OFF BY 1.9KHZ. UNIT WILL REQUIRE FULL ALIGNMENT.

HIDDEN DAMAGE INSPECTION:

CORROSION ON UNIT XMTR AND RCVR. NO FURTHER HIDDEN DAMAGE FOUND.

CORRECTIVE ACTION:

CORROSION REMOVED FROM UNIT. UNIT CLEANED AND INSPECTED. UNIT ALIGNED AND TESTED ACCORDING TO MFR MAINTENANCE MANUAL 523-0763323 REV 3 MAY/77. UNIT CONFORMS TO ALL OEM SPECIFICATIONS. RETURN TO SERVICE.

MOD STATUS: 1, 4, 5, 7

FINAL CONDITION: REPAIRED

TECHNICIAN: 

DATE:

May 6, 2008

PARTS REPLACED ON THIS WORK ORDER ARE LISTED ON FOLLOWING PAGE(S)

SERVICEABLE TAG
FIELDTECH AVIONICS & INSTRUMENTS, INC.
LOC 3N MEACHAM FIELD
FORT WORTH, TEXAS 76106
REPAIR STATION # WR1R594K

PROPERTY OF: ARTHUR & ARTHUR LLC

MFG: COLLINS

DESCRIPTION: ANTENNA

MODEL: ANT318

PART#: 622-2504-001

SERIAL#: 718


THIS AIRCRAFT COMPONENT WAS REPAIRED AND/OR INSPECTED IN
ACCORDANCE WITH CURRENT FAA REGULATIONS AND APPROVED
FOR RETURN TO SERVICE. DETAILS ON FILE UNDER W.O.#108863A
FINAL DISPOSITION: REPAIRED

INSPECTOR:



DATE: 3-Apr-2008

3-08

1. Approving National Aviation Authority/Country: FAA/United States		2. AUTHORIZED RELEASE CERTIFICATE FAA Form 8130-3, AIRWORTHINESS APPROVAL TAG			3. Form Tracking Number: 108863A	
4. Organization Name and Address: FIELDTECH AVIONICS AND INSTRUMENTS, INC. 4151 N. MAIN ST., FT. WORTH, TEXAS 76106					5. Work Order/Contract/ Invoice Number: 108863A	
6. Item: 1	7. Description: ANT318	8. Part Number: 622-2504-001	9. Eligibility: * 10. Quantity: 1	11. Serial/ Batch Number: 718	12. Status/Work: REPAIRED	
13. Remarks: BENCH TESTED, CLEANED & INSPECTED. REPAIRED AT CARD, CLEANED & RECOATED. CLEANED CORROSION FROM OUTER SURFACES. PERFORMED COMPLETE ALIGNMENT & FUNCTIONAL TEST IAW MANUFACTURER'S MAINTENANCE MANUAL 523-0772441 (TR14, FEB 2003).						
14. Certifies the items identified above were manufactured in conformity to: <input type="checkbox"/> Approved design data and are in a condition for safe operation. <input type="checkbox"/> Non Approved design data specified in Block 13.			19. <input checked="" type="checkbox"/> 14 CFR 43.9 Return to Service <input type="checkbox"/> Other regulation specified in Block 13 Certifies that unless otherwise specified in Block 13, the work identified in Block 12 and described in Block 13 was accomplished in accordance with Title 14, Code of Federal Regulations, part 43 and in respect to that work, the items are approved for return to service.			
15. Authorized Signature:		16. Approval/ Authorization No.:		20. Authorized Signature:		21. Approval/ Certificate No.:
						WR1R594K
17. Name (Typed or Printed):		18. Date (mmm dd, yyyy)		22. Name: (Typed or Printed)		23. Date (mmm dd, yyyy)
				RICARDO SALAZAR		Apr 3, 2008

User/Installer Responsibilities

It is important to understand that the existence of this document alone does not automatically constitute authority to install the part/component/assembly.

Where the user/installer performs work in accordance with the national regulations of an airworthiness authority different than the airworthiness authority of the country specified in Block 1, it is essential that the user/installer ensures that his/her airworthiness authority accepts parts/components/assemblies from the airworthiness authority of the country specified in Block 1.

Blocks 14 and 19 do not constitute installation certification. In all cases, aircraft maintenance records must contain an installation certification issued in accordance with the national regulations by the user/installer before the aircraft may be flown.

FIELDTECH AVIONICS & INSTRUMENTS, INC.

REPAIR DATA REPORT

WORK ORDER NO:108863A
ITEM: 1

CUSTOMER: ARTHUR & ARTHUR LLC

PURCHASE ORDER NO:

MANUFACTURER: COLLINS

DESCRIPTION: ANTENNA

TYPE NUMBER: ANT318

PART NUMBER: 622-2504-001

SERIAL NUMBER: 718

WARRANTY REPAIR: NO

AIRCRAFT TYPE:

AIRCRAFT REG:

ACTION REQUESTED/INSTRUCTIONS:

PLEASE EVALUATE FOR HANGAR. TILT INOP IN AIRCRAFT.

COMPLAINT VERIFIED: YES

PRELIMINARY INSPECTION:

ANTENNA WILL NOT MOVE IN TILT AXIS. CORROSION ON OUTER SURFACES.

HIDDEN DAMAGE INSPECTION:

FOUND ANTENNA CIRCUIT CARD A1 TO BE CAUSING TILT ISSUE. WATER INTRUSION UNDER DRIVE TRANSISTORS CAUSED FAILURE. UNIT NEEDS CLEANING & INSPECTION.


CORRECTIVE ACTION:

BENCH TESTED, CLEANED & INSPECTED. REPAIRED A1 CARD, CLEANED & RECOATED. CLEANED CORROSION FROM OUTER SURFACES. PERFORMED COMPLETE ALIGNMENT & FUNCTIONAL TEST IAW MANUFACTURER'S MAINTENANCE MANUAL 523-0772441 (TR14, FEB 2003).

MOD STATUS:1-3

FINAL CONDITION: REPAIRED

TECHNICIAN:



DATE:

April 3, 2008

PARTS REPLACED ON THIS WORK ORDER ARE LISTED ON FOLLOWING PAGE(S)

4/03/08

PARTS LIST FOR
WORK ORDER#: 108863A
ITEM: 1

PART NUMBER	DESCRIPTION	QTY	DESIGNATION
352-0550-000	TRANSISTOR	2	
352-1083-010	TRANSISTOR	2	

2008-05-19
S.O.A.P.

Engine Serial:

77482

ARTHUR & ARTHUR, LLC
HOWARD HELM
2003 WOOD TRUSH COURT

SPECTROMETRIC OIL ANALYSIS PROGRAM
For Honeywell

REPORT DATE: 3/19/2008

CONTACT PHONE: 817-800-5470
FAX NUMBER:

ENGINE MODEL: TFE731-3-1G
AIRCRAFT TYPE: WESTWIND 1124
AIRCRAFT SERIAL: 368
OIL TYPE: MOBIL JET OIL II
MSP #:

WESTLAKE, TX 76262
USA

LAB DATE: 2008/3/19
SAMPLE DATE: 3/14/2008
TSN: 8680 TSO: 0
CYCLES: 6,143
OIL HOURS: 100.0
FILTER HOURS: 200.0
FILTER WEIGHT: 10 MGS
FLASHPOINT: 0
RECOMMEND: **NORMAL**

CURRENT NORMAL SAMPLE - CONTINUE SENDING SAMPLES AT THE RECOMMENDED INTERVAL

RESPONSIBLE EMPLOYEE = RICK FENTON

** FILTER RESULTS ** ANALYSIS PER WORK INSTRUCTIONS MLTC WI 1440												
ST	ST	CB	ST	AL	ST	M50	COPR	SILV	MAGN	ALUM	GRIT	MISC
AMT:		TR								TR	MA	
TYPE:												
FORM:												

** OIL ** ANALYSIS PER WORK INSTRUCTIONS MLTC WI-1430										
FE	CU	NI	CR	AG	MG	AL	PB	BE	TAN	
0.0	0.0	0.0	0.0	0.0	0.0	0.0	0.0	0.00	0.0	

OIL AND FILTER ANALYSIS FINDINGS

LAB CODE: K SAMPLE NUMBER: 00050 **ARTHU**

LAB DATE: 2007/2/23
SAMPLE DATE: 2/14/2007
TSN: 8584 TSO: 0
CYCLES: 6,121
OIL HOURS: 573.0
FILTER HOURS: 103.0
FILTER WEIGHT: 28 MGS
FLASHPOINT: 0
RECOMMEND: **NORMAL**

PREVIOUS 1 NORMAL SAMPLE - CONTINUE SENDING SAMPLES AT THE RECOMMENDED INTERVAL

RESPONSIBLE EMPLOYEE = LAB ADMINISTRATOR

** FILTER RESULTS ** ANALYSIS PER WORK INSTRUCTIONS MLTC WI 1440												
ST	ST	CB	ST	AL	ST	M50	COPR	SILV	MAGN	ALUM	GRIT	MISC
AMT:		TR						TR		TR	MA	
TYPE:												
FORM:												

** OIL ** ANALYSIS PER WORK INSTRUCTIONS MLTC WI-1430										
FE	CU	NI	CR	AG	MG	AL	PB	BE	TAN	
0.0	0.0	0.0	0.0	0.0	0.0	0.0	0.0	0.00	0.0	

OIL AND FILTER ANALYSIS FINDINGS

LAB CODE: Q SAMPLE NUMBER: 01497 **SEDL**

LAB DATE: 2005/10/10
SAMPLE DATE: 9/15/2005
TSN: 8410 TSO: 0
CYCLES: 5,987
OIL HOURS: 399.0
FILTER HOURS: 111.0
FILTER WEIGHT: 8 MGS
FLASHPOINT: 0
RECOMMEND: **NORMAL**

PREVIOUS 2 NORMAL SAMPLE - CONTINUE SENDING SAMPLES AT THE RECOMMENDED INTERVAL

RESPONSIBLE EMPLOYEE = LAB ADMINISTRATOR

** FILTER RESULTS ** ANALYSIS PER WORK INSTRUCTIONS MLTC WI 1440												
ST	ST	CB	ST	AL	ST	M50	COPR	SILV	MAGN	ALUM	GRIT	MISC
AMT:		TR						TR		TR	MA	
TYPE:												
FORM:												

** OIL ** ANALYSIS PER WORK INSTRUCTIONS MLTC WI-1430										
FE	CU	NI	CR	AG	MG	AL	PB	BE	TAN	
0.0	0.0	0.0	0.0	0.0	0.0	0.0	0.0	0.00	0.0	

OIL AND FILTER ANALYSIS FINDINGS

LAB CODE: Q SAMPLE NUMBER: 00460 **SEDL**

This Report shall not be reproduced, except in full, without the prior written approval of the Honeywell laboratory.

The recording of false, fictitious or fraudulent statements or entries on this Report may be punishable as a felony under United States federal law.

Honeywell SOAP Lab - Phoenix

602-365-2248
602-365-2676 Fax
Soap.Lab@honeywell.com

Honeywell
Attn: SOAP Lab
1944 E Sky Harbor Circle
Phoenix, AZ 85

WINSOAP REPORT LEGEND

<u>Filter Analysis Codes</u>	<u>Analysis per MLTC WI 1440</u>
<u>Code</u>	<u>Content Amount</u>
MA	Major (40% or more of net filter weight)
MI	Minor (10-39% of net filter weight)
TR	Trace (<10% of net filter weight)

<u>Oil Codes</u>	<u>Analysis per MLTC WI 1430</u>
	- Indicates <, ie -1 = <1

<u>Code</u>	<u>Content Material</u>
FE	Iron (ppm)
CU	Copper (ppm)
NI	Nickel (ppm)
CR	Chrome (ppm)
AG	Silver (ppm)
MG	Magnesium (ppm)
AL	Aluminum (ppm)
PB	Lead (ppm)
BE	Beryllium (ppm)
Tan	Total Acid Number per MLTC WI 1430
Flashpoint	Cleveland Open Cup Method per MLTC WI 1431

<u>Filter Analysis Codes</u>	<u>Analysis per MLTC WI 1440</u>
<u>Code</u>	<u>Content Amount</u>
ST	ST Stainless Steel
CB	ST Carbon Steel
AL	ST Alloy Steel
M50	Tool Steel
COPR	Copper
SILV	Silver
MAGN	Magnesium
ALUM	Aluminum
GRIT	Carbon/Grit

<u>Code</u>	<u>Content Material</u>
BA	Brass Fine Wear
BZ	Bronze Fine Wear
CK	Chunks
CP	Corrosion Products
FL	Flakes
FN	Fine Wear
MC	Machining Chips
OP	Oxidized Platelets
PL	Plating
PT	Platelets
SL	Slivers
ST	Stringers

<u>Filter Materials Type Codes</u>	<u>Content Material</u>
AO	Air/Oil Separator Material
BA	Copper Alloy (Brass)
BR	Black Rubber/Elastic
BZ	Copper Alloy (Bronze)
CM	Carbon Seal Material
CS	Plain Carbon Steel
CU	Copper
DL	Moly Drylube
FE	Iron
FI	Fibers
FM	Foreign Material
FP	Fel-PRO C5A
GB	Glass Beads
HR	Hylomar Sealant
IN	Inconel 718
LG	Lithium Based Grease
MG	Magnesium
MO	Moly (Metal Spray)
MS	400 Stainless Steel
NI	Nickel
OX	Iron Oxide
PC	Paint Chips
PH	17-4 PH IRON
RU	Rubber
SC	Scav. Pump Material
SG	Silicon Grease
SI	Silicon
SP	Shot Peen
SS	300 Stainless Steel
TA	Teflon
TS	Brng Alloy (M50)
VO	Voishan Seal Material

Engine Serial:

77488

ARTHUR & ARTHUR, LLC
HOWARD HELM
2003 WOOD TRUSH COURT

WESTLAKE, TX 76262
USA

S.O.A.P.

SPECTROMETRIC OIL ANALYSIS PROGRAM

For Honeywell

REPORT DATE: 3/19/2008

CONTACT PHONE: 817-800-5470
FAX NUMBER:

Honeywell

PAGE 1 OF 1

ENGINE MODEL: TFE731-3-1G
AIRCRAFT TYPE: WESTWIND 1124
AIRCRAFT SERIAL: 368
OIL TYPE: MOBIL JET OIL 254
MSP #:

LAB DATE: 2008/3/19
SAMPLE DATE: 3/14/2008
TSN: 8978 TSO: 0
CYCLES: 6,371
OIL HOURS: 598.0
FILTER HOURS: 200.0
FILTER WEIGHT: 20 MGS
FLASHPOINT: 0
RECOMMEND: NORMAL

CURRENT NORMAL SAMPLE - CONTINUE SENDING SAMPLES AT THE RECOMMENDED INTERVAL

RESPONSIBLE EMPLOYEE = RICK FENTON

** FILTER RESULTS ** ANALYSIS PER WORK INSTRUCTIONS MLTC WI 1440												
ST	ST	CB	ST	AL	ST	M50	COPR	SILV	MAGN	ALUM	GRIT	MISC
AMT:		TR						TR		MI	MA	
TYPE:												
FORM:	FN											
LAB CODE: K	SAMPLE NUMBER: 00048					ARTHU						

** OIL ** ANALYSIS PER WORK INSTRUCTIONS MLTC WI-1430										
FE	CU	NI	CR	AG	MG	AL	PB	BE	TAN	
0.0	0.0	0.0	0.0	0.0	0.0	0.0	0.0	0.00	0.0	

OIL AND FILTER ANALYSIS FINDINGS

LAB DATE: 2005/10/10
SAMPLE DATE: 9/15/2005
TSN: 8708 TSO: 0
CYCLES: 0
OIL HOURS: 258.0
FILTER HOURS: 213.0
FILTER WEIGHT: 11 MGS
FLASHPOINT: 0
RECOMMEND: NORMAL

PREVIOUS 1 NORMAL SAMPLE - CONTINUE SENDING SAMPLES AT THE RECOMMENDED INTERVAL

RESPONSIBLE EMPLOYEE = LAB ADMINISTRATOR

** FILTER RESULTS ** ANALYSIS PER WORK INSTRUCTIONS MLTC WI 1440												
ST	ST	CB	ST	AL	ST	M50	COPR	SILV	MAGN	ALUM	GRIT	MISC
AMT:		TR						TR		TR	MA	
TYPE:												
FORM:												
LAB CODE: Q	SAMPLE NUMBER: 00461					SEDL						

** OIL ** ANALYSIS PER WORK INSTRUCTIONS MLTC WI-1430										
FE	CU	NI	CR	AG	MG	AL	PB	BE	TAN	
0.0	0.0	0.0	0.0	0.0	0.0	0.0	0.0	0.00	0.0	

OIL AND FILTER ANALYSIS FINDINGS

LAB DATE: 2005/2/14
SAMPLE DATE: 2/9/2005
TSN: 8623 TSO: 0
CYCLES: 6,156
OIL HOURS: 1.0
FILTER HOURS: 1.0
FILTER WEIGHT: 9 MGS
FLASHPOINT: 0
RECOMMEND: RESAMPLE

PREVIOUS 2 IMPORTANT !! SEND A RESAMPLE AFTER 25.00 HOURS

RESPONSIBLE EMPLOYEE = LAB ADMINISTRATOR

** FILTER RESULTS ** ANALYSIS PER WORK INSTRUCTIONS MLTC WI 1440												
ST	ST	CB	ST	AL	ST	M50	COPR	SILV	MAGN	ALUM	GRIT	MISC
AMT:		TR								TR	MA	
TYPE:												
FORM:												
LAB CODE: K	SAMPLE NUMBER: 00002					GARH5						

** OIL ** ANALYSIS PER WORK INSTRUCTIONS MLTC WI-1430										
FE	CU	NI	CR	AG	MG	AL	PB	BE	TAN	
0.0	0.0	0.0	0.0	0.0	0.0	0.0	0.0	0.00	0.0	

OIL AND FILTER ANALYSIS FINDINGS
ESTABLISH BASELINE

This Report shall not be reproduced, except in full, without the prior written approval of the Honeywell laboratory.
The recording of false, fictitious or fraudulent statements or entries on this Report may be punishable as a felony under United States federal law.

Honeywell SOAP Lab - Phoenix

602-365-2248
602-365-2676 Fax
Soap.Lab@honeywell.com

Honeywell
Attn: SOAP Lab
1944 E Sky Harbor Circle
Phoenix, AZ 85

WINSOAP REPORT LEGEND

<u>Filter Analysis Codes</u>	<u>Analysis per MLTC WI 1440</u>
<u>Code</u>	<u>Content Amount</u>
MA	Major (40% or more of net filter weight)
MI	Minor (10-39% of net filter weight)
TR	Trace (<10% of net filter weight)

<u>Oil Codes</u>	<u>Analysis per MLTC WI 1430</u>
	- Indicates <, ie -1 = <1

<u>Code</u>	<u>Content Material</u>
FE	Iron (ppm)
CU	Copper (ppm)
NI	Nickel (ppm)
CR	Chrome (ppm)
AG	Silver (ppm)
MG	Magnesium (ppm)
AL	Aluminum (ppm)
PB	Lead (ppm)
BE	Beryllium (ppm)
Tan	Total Acid Number per MLTC WI 1430
Flashpoint	Cleveland Open Cup Method per MLTC WI 1431

<u>Filter Analysis Codes</u>	<u>Analysis per MLTC WI 1440</u>
<u>Code</u>	<u>Content Amount</u>
ST	ST Stainless Steel
CB	ST Carbon Steel
AL	ST Alloy Steel
M50	Tool Steel
COPR	Copper
SILV	Silver
MAGN	Magnesium
ALUM	Aluminum
GRIT	Carbon/Grit

<u>Code</u>	<u>Content Material</u>
BA	Brass Fine Wear
BZ	Bronze Fine Wear
CK	Chunks
CP	Corrosion Products
FL	Flakes
FN	Fine Wear
MC	Machining Chips
OP	Oxidized Platelets
PL	Plating
PT	Platelets
SL	Slivers
ST	Stringers

<u>Filter Materials Type Codes</u>	<u>Content Material</u>
<u>Code</u>	<u>Content Material</u>
AO	Air/Oil Separator Material
BA	Copper Alloy (Brass)
BR	Black Rubber/Elastic
BZ	Copper Alloy (Bronze)
CM	Carbon Seal Material
CS	Plain Carbon Steel
CU	Copper
DL	Moly Drylube
FE	Iron
FI	Fibers
FM	Foreign Material
FP	Fel-PRO C5A
GB	Glass Beads
HR	Hylomar Sealant
IN	Inconel 718
LG	Lithium Based Grease
MG	Magnesium
MO	Moly (Metal Spray)
MS	400 Stainless Steel
NI	Nickel
OX	Iron Oxide
PC	Paint Chips
PH	17-4 PH IRON
RU	Rubber
SC	Scav. Pump Material
SG	Silicon Grease
SI	Silicon
SP	Shot Peen
SS	300 Stainless Steel
TA	Teflon
TS	Brng Alloy (M50)
VO	Voishan Seal Material

Honeywell International Inc.
Aerospace Services
Phoenix, Arizona USA

Honeywell

831044-1
SAMPLING KIT, ENGINE OIL CONTAMINATION
TFE731-ALL

<u>ITEM</u>	<u>DESCRIPTION</u>	<u>QTY</u>
1.	BOTTLE, SCREW CAP, 32 OZ. PLASTIC, LEAK PROOF.	1
2.	BLANK FORM, HONEYWELL AVH16BB-4.	1
3.	PREPAID UPS LABEL, ADDRESSED, ADHESIVE BACKED (REFER TO FIGURE 1 FOR SAMPLE).	1
4.	PACKAGING PER MIL-PPC-843.	A/R
5.	BOX, CORRUGATED, TUCK TOP, 10" X 6" X 4", WHITE, 200 LB TEST, RSC BOTTOM.	1
6.	PLASTIC BAG, 9" X 12" X .004, POLYETHYLENE, ZIP LOCK.	1
7.	FILTER ELEMENT P/N 3070945-1.	1
8.	LABEL, CAUTION, ADHESIVE BACKED (REFER TO FIGURE 2 FOR SAMPLE).	1
9.	PLASTIC BAG, 6" X 9" X .004, POLYETHYLENE, ZIP LOCK.	1
10.	CORRUGATED BOARD, 5.5" X 8.5", SINGLE WALL.	1
11.	PACKING, P/N S9413-036.	A1
	PACKING, P/N M83248-1-036.	A1

Honeywell International Inc.
Aerospace Services
Phoenix, Arizona USA

Honeywell

831044-1
SAMPLING KIT, ENGINE OIL CONTAMINATION
TFE731-ALL

<u>ITEM</u>	<u>DESCRIPTION</u>	<u>QTY</u>
1.	BOTTLE, SCREW CAP, 32 OZ. PLASTIC, LEAK PROOF.	1
2.	BLANK FORM, HONEYWELL AVH16BB-4.	1
3.	PREPAID UPS LABEL, ADDRESSED, ADHESIVE BACKED (REFER TO FIGURE 1 FOR SAMPLE).	1
4.	PACKAGING PER MIL-PPC-843.	A/R
5.	BOX, CORRUGATED, TUCK TOP, 10" X 6" X 4", WHITE, 200 LB TEST, RSC BOTTOM.	1
6.	PLASTIC BAG, 9" X 12" X .004, POLYETHYLENE, ZIP LOCK.	1
7.	FILTER ELEMENT P/N 3070945-1.	1
8.	LABEL, CAUTION, ADHESIVE BACKED (REFER TO FIGURE 2 FOR SAMPLE).	1
9.	PLASTIC BAG, 6" X 9" X .004, POLYETHYLENE, ZIP LOCK.	1
10.	CORRUGATED BOARD, 5.5" X 8.5", SINGLE WALL.	1
11.	PACKING, P/N S9413-036.	A1
	PACKING, P/N M83248-1-036.	A1

M

SERVICEABLE TAG
FIELDTECH AVIONICS & INSTRUMENTS, INC.
LOC 3N MEACHAM FIELD
FORT WORTH, TEXAS 76106
REPAIR STATION # WR1R594K

PROPERTY OF: ARTHUR & ARTHUR LLC

MFG: COLLINS

DESCRIPTION: VHF TRANSCEIVER

MODEL: VHF20A

PART#: 622-1879-001

SERIAL#: 34

THIS AIRCRAFT COMPONENT WAS REPAIRED AND/OR INSPECTED IN
ACCORDANCE WITH CURRENT FAA REGULATIONS AND APPROVED
FOR RETURN TO SERVICE. DETAILS ON FILE UNDER W.O.#109337B
FINAL DISPOSITION: REPAIRED

2008

INSPECTOR:

Randy Jones

DATE:

6-May-2008

5-08

1. Approving National Aviation Authority/Country: FAA/United States	2. AUTHORIZED RELEASE CERTIFICATE FAA Form 8130-3, AIRWORTHINESS APPROVAL TAG	3. Form Tracking Number: 1093378
---	---	----------------------------------

4. Organization Name and Address: FIELDTECH AVIONICS AND INSTRUMENTS, INC. 4151 N. MAIN ST., FT. WORTH, TEXAS 76106	5. Work Order/Contract/ Invoice Number: 1093378
---	---

6. Item: 1	7. Description: VHF 20A	8. Part Number: 622-1879-001	9. Eligibility: *	11. Serial/ Batch Number: 34	12. Status/Work: REPAIRED
			10. Quantity: 1		

13. Remarks: REPLACED VR103. REMOVED ALL CARBON AND CORROSION FROM UNIT. UNIT CLEANED AND INSPECTED. UNIT ALIGNED AND TESTED ACCORDING TO MFR MAINTENANCE MANUAL 523-0763323 REV 3 MAY/77. UNIT MEETS ALL OEM SPECIFICATIONS. RETURN TO SERVICE.

14. Certifies the items identified above were manufactured in conformity to: <input type="checkbox"/> Approved design data and are in a condition for safe operation. <input type="checkbox"/> Non-Approved design data specified in Block 15.	19. <input checked="" type="checkbox"/> 14 CFR 43.9 Return to Service <input type="checkbox"/> Other regulation specified in Block 13 Certifies that unless otherwise specified in Block 13, the work identified in Block 12 and described in Block 13 was accomplished in accordance with Title 14, Code of Federal Regulations, part 43 and in respect to that work, the items are approved for return to service.
--	--

15. Authorized Signature:	16. Approval/ Authorization No.:	20. Authorized Signature: <i>Randy Cross</i>	21. Approval/ Certificate No.: WR1R594K
---------------------------	----------------------------------	--	---

17. Name (Typed or Printed):	18. Date (mm dd, yyyy)	22. Name (Typed or Printed): RANDY CROSS	23. Date (mm dd, yyyy) May 6, 2008
------------------------------	------------------------	--	------------------------------------

User/Installer Responsibilities

It is important to understand that the existence of this document alone does not automatically constitute authority to install the part/component/assembly.

Where the user/installer performs work in accordance with the national regulations of an airworthiness authority different than the airworthiness authority of the country specified in Block 1, it is essential that the user/installer ensures that his/her airworthiness authority accepts parts/components/assemblies from the airworthiness authority of the country specified in Block 1.

Blocks 14 and 19 do not constitute installation certification. In all cases, aircraft maintenance records must contain an installation certification issued in accordance with the national regulations by the user/installer before the aircraft may be flown.

*Installer must cross-check eligibility with applicable technical data
FAA FORM 8130-3 (6-01)

FIELDTECH AVIONICS & INSTRUMENTS, INC.

REPAIR DATA REPORT

WORK ORDER NO: 109337B

ITEM: 1

CUSTOMER: ARTHUR & ARTHUR LLC

PURCHASE ORDER NO: 000

MANUFACTURER: COLLINS

DESCRIPTION: VHF TRANSCEIVER

TYPE NUMBER: VHF20A

PART NUMBER: 622-1879-001

SERIAL NUMBER: 34

WARRANTY REPAIR:

AIRCRAFT TYPE:

AIRCRAFT REG:

ACTION REQUESTED/INSTRUCTIONS:

PLEASE EVALUATE FOR HANGAR.

COMPLAINT VERIFIED: YES

PRELIMINARY INSPECTION:

UNIT 5.2VDC LINE FLUCTUATING. UNIT RCV AUDIO SET MUCH HIGHER THAN FACTORY LIMITS CAUSING DISTORTION. XMT FREQ 400 HZ OFF. UNIT REQUIRES FULL ALIGNMENT.

HIDDEN DAMAGE INSPECTION:

VRI03 IN 5.2 VOLT CIRCUIT BURNED UP CAUSING VOLTAGE FLUCTUATION. CARBON RESIDUE AND CORROSION ON SEVERAL PORTIONS OF UNIT.

CORRECTIVE ACTION:

REPLACED VRI03. REMOVED ALL CARBON AND CORROSION FROM UNIT. UNIT CLEANED AND INSPECTED. UNIT ALIGNED AND TESTED ACCORDING TO MFR MAINTENANCE MANUAL 523-0763323 REV 3 MAY/77. UNIT MEETS ALL OEM SPECIFICATIONS. RETURN TO SERVICE.

MOD STATUS: 4

FINAL CONDITION: REPAIRED

TECHNICIAN: 

DATE:

May 6, 2008

PARTS REPLACED ON THIS WORK ORDER ARE LISTED ON FOLLOWING PAGE(S)

5/06/08

PARTS LIST FOR
WORK ORDER#: 109337B
ITEM: 1

PART. NUMBER	DESCRIPTION	QTY	DESIGNATION
5-6317-000	1N3828A, DIODE	1	

3-08

WORK ORDER

Ldgs 6543

Page 1 of

Make IAI	Model 1124A	N# 83SG	Serial # 368	Tach. 9093.4	WO # WW1105
Warranty Start Date	Left Eng. S/N P-77482	Time 8687.2/6172			
Engine Model	Right Eng. S/N P-77488	Time 8985.7/6809	Date Rcvd.		
Owner's Name Arthur & Arthur, LLC					Delivery Date
Address 2003 Wood Thrush Court					Begin 3-11-2008
City Westlake, TX 76262 Phone					Completed 3-26-2008
Pmt. Method <input type="checkbox"/> Cash <input type="checkbox"/> Charge <input type="checkbox"/> Credit Card <input type="checkbox"/> Credit Approved by					Written by W. O' Berg

Work Scope

MAINTENANCE RELEASE

The Aircraft identified above/below was repaired and inspected in accordance with current instructions contained in 1124 Maintenance Manual, The Maintenance Rules of the Federal Aviation Regulation under which the operator is certificated and is approved for return to service as per those requirements. Pertinent details of the repair are on file at this repair station under Work Order No. WW1105 Date March 26, 2008

Signed [Signature]
for Aviation Services Unlimited, Inc., Hangar 6, Wiley Post Airport, Bethany, OK 73008 CRS#X6UR264N

Item	Labor	Total Time	P	Off	S	Off	Removed	Mech	Insp.
	ST OT		N	On	N	On			
1.							Repaired		
Discrepancy Comply with 200 hour "A" Inspection per Chapter 5-20 forms.							Reinstalled		
Corrective Action Performed 200 hr. "A" insp. per Chapter 5-20 forms							Functional Test		
							Date Completed		

Item	Labor	Total Time	P	Off	S	Off	Removed	Mech	Insp.
	ST OT		N	On	N	On			
2.							Repaired		
Discrepancy Comply with 150/200 hour Inspection on left and right engines							Reinstalled		
Corrective Action Performed 150/200 hr insp. on both engines. Leak check done at post insp. Runs, leak check good. Serviced oil to proper level JKS							Functional Test		
							Date Completed		

Item	Labor	Total Time	P	Off	S	Off	Removed	Mech	Insp.
	ST OT		N	On	N	On			
3.							Repaired		
Discrepancy Change oil on left engine using Mobil 254.							Reinstalled		
Corrective Action Previously C/W							Functional Test		
							Date Completed		

CONDITIONS OF REPAIR ORDER. I hereby authorize the repair work to be done along with necessary materials, and hereby grant you and/or your employees and agents permission to operate the aircraft or part herein described for the purpose of testing and/or inspection. I further agree to indemnify and hold you harmless from any and all claims, damages, loss or liability which may occur directly or indirectly from this work, testing and/or inspection, and I further agree that you will not be responsible for any loss or damage to any articles of personal property of any kind or character in case of loss by fire, theft, accident or other cause beyond your control. The labor and materials are ordered by me, for which I have authority to order, to be listed at your regular prices. I agree to pay cash when the work is completed or on terms satisfactory to you, and until paid, such obligation shall constitute a lien on the aircraft described herein. I agree to pay legal interest upon any past due, delinquent account for the work provided for herein, as well as collection costs including reasonable attorney's fees, and I hereby waive all rights to claim exemption under any state laws.

Owner or Owner's Authorized Agent (signed)

OVERTIME (if needed)

- Approved
- Not Approved

MAKE IAI

MODEL 1124A

N 83SG

SERIAL # 368

INV. #

WW1105

PAGE 2 of 1

ITEM	LABOR		TOTAL TIME	P	OFF	S	OFF	REMOVED	MECH.	INSP.
4.	ST	OT		N	ON	N	ON			
DISCREPANCY Comply with 5 year/5000 hour Control Rod Inspection per Chapter 5-10.										
CORRECTIVE ACTION <i>Removed rods for NOT REINSTALLED CONTROL RODS I.A.W WESTWIND MAINT. MANUAL</i>										
								REPAIRED		<i>CS</i>
								REINSTALLED		<i>CS</i>
								FUNCTIONAL TEST		
								DATE COMPLETED		<i>CS</i>
										<i>3/24/08</i>
ITEM	LABOR		TOTAL TIME	P	OFF	S	OFF	REMOVED	MECH.	INSP.
5.	ST	OT		N	ON	N	ON			
DISCREPANCY Comply with 24 month/1200 hour Inspection and lubrication of nose gear per S/B WW24-28A and S/L WW-2491.										
CORRECTIVE ACTION <i>Removed nose gear. Cleaned and inspected gear after disassembly. No defects noted. Repacked bearings, reassembled gear and reinstalled in AC and safetied. (cont.)</i>										
								REPAIRED		<i>CS</i>
								REINSTALLED		<i>CS</i>
								FUNCTIONAL TEST		
								DATE COMPLETED		<i>CS</i>
										<i>cont.</i>
ITEM	LABOR		TOTAL TIME	P	OFF	S	OFF	REMOVED	MECH.	INSP.
6.	ST	OT		N	ON	N	ON			
DISCREPANCY Comply with 3 year Function Test of Hydraulic Fuses.										
CORRECTIVE ACTION <i>Performed 3 year function test per 1124 MW No defects noted.</i>										
								REPAIRED		
								REINSTALLED		
								FUNCTIONAL TEST		<i>CS</i>
								DATE COMPLETED		<i>CS</i>
										<i>3/20/08</i>
ITEM	LABOR		TOTAL TIME	P	OFF	S	OFF	REMOVED	MECH.	INSP.
7.	ST	OT		N	ON	N	ON			
DISCREPANCY Comply with Elevator Collor Inspection per S/R 1124-27-086.										
CORRECTIVE ACTION <i>Complied with S/R 1124-27-086 NO DEFECTS NOTED</i>										
								REPAIRED		<i>CS</i>
								REINSTALLED		<i>CS</i>
								FUNCTIONAL TEST		
								DATE COMPLETED		<i>CS</i>
										<i>3/19/08</i>
ITEM	LABOR		TOTAL TIME	P	OFF	S	OFF	REMOVED	MECH.	INSP.
8.	ST	OT		N	ON	N	ON			
DISCREPANCY Comply with Thrust Reverser 3 year lubrication of the Retard Cables.										
CORRECTIVE ACTION <i>REMOVED, INSPECTED, LUBRICATED AND REINSTALLED T/R RETARD CABLES I.A.W. WESTWIND MAINTENANCE MANUAL.</i>										
								REPAIRED		<i>CS</i>
								REINSTALLED		<i>CS</i>
								FUNCTIONAL TEST		
								DATE COMPLETED		<i>CS</i>
										<i>3/17/08</i>
ITEM	LABOR		TOTAL TIME	P	OFF	S	OFF	REMOVED	MECH.	INSP.
9.	ST	OT		N	ON	N	ON			
DISCREPANCY Verify dates on left and right engine fire bottle squibs.										
CORRECTIVE ACTION <i>Note All (4) squibs ARE DATED 10/04, due replacement 10/08</i>										
								REPAIRED		
								REINSTALLED		
								FUNCTIONAL TEST		
								DATE COMPLETED		<i>CS</i>
										<i>3/20/08</i>

ALL WORK PERFORMED ON THIS PAGE IS SUBJECT TO THE TERMS AND CONDITIONS SET FORTH ON PAGE ONE OF THIS WORK ORDER.

ASU WO-2

White - Customer

Yellow - Service Dept.

Pink - Business Office

ITEM	LABOR	TOTAL TIME	P	OFF	S	OFF	REMOVED	MECH.	INSP.
ST	OT		N	ON	N	ON			
10.							AG		ES
DISCREPANCY							REPAIRED		
Comply with 6 year overhaul of cabin and cockpit fire ext. valves.							REINSTALLED		
CORRECTIVE ACTION							JKS		ES
Removed & sent out. Returned back from Eagle industries, Reinstalled both bottles							FUNCTIONAL TEST		
							DATE COMPLETED		
							3/25/08		ES
11.							AK		ES
DISCREPANCY							REPAIRED		
Comply with 200 hour/90 day Capacity Test of J.E.T. Power Packs.							REINSTALLED		
CORRECTIVE ACTION							AK		ES
Removed from AK Capacity tested & Recharged Ready to install. ops check good							FUNCTIONAL TEST		ES
							DATE COMPLETED		
							3/25/08		ES
12.							AK		ES
DISCREPANCY							REPAIRED		
Comply with 200 hour/90 day Capacity Test of Emergency Light Power Pack.							REINSTALLED		
CORRECTIVE ACTION							JB		ES
Removed from AK Capacity tested & Top Charged Ready to install. Reinstall. ops, chk good.							FUNCTIONAL TEST		ES
							DATE COMPLETED		
							3/25/08		ES
13.							JTS		ES
DISCREPANCY							REPAIRED		
Switch broken in lavatory.							REINSTALLED		
CORRECTIVE ACTION							FUNCTIONAL TEST		
Removed panel. 900 Switch not available. Reconnect interim shop to repair.							DATE COMPLETED		
							3/18/08		
14.							Cont		
DISCREPANCY							REPAIRED		
Check all cabin lighting control switches.							REINSTALLED		
CORRECTIVE ACTION							FUNCTIONAL TEST		
Trouble all Cabin Light Control Switch Found several broke wires at solder joint All Cabin Light switches are working. The upper							DATE COMPLETED		
15.							OCWO		ES
DISCREPANCY							REPAIRED		
Hydraulic leak at left main gear, paint the repair areas on the door, etc.							REINSTALLED		
CORRECTIVE ACTION							FUNCTIONAL TEST		
No hydraulic leak found, excessive wheel well fuel leak found, cleaned gear repairs fuel leak - Repainted gear, wing & door							DATE COMPLETED		
							3/25/08		ES

INV. #

ITEM	LABOR	TOTAL TIME	P/N	OFF	S/N	OFF	REMOVED	MECH.	INSP.
16.	ST OT		P/N	ON	S/N	ON			
DISCREPANCY							REPAIRED		
Repaint left lower cowl where missing.							REINSTALLED		
CORRECTIVE ACTION							FUNCTIONAL TEST		
Work performed by Rich West							DATE COMPLETED		
17.	ST OT		P/N	ON	S/N	ON			
DISCREPANCY							REPAIRED		
Gear Blow Down Bottle and Thrust Reverser Bottles will not hold nitrogen charge.							REINSTALLED		
CORRECTIVE ACTION							FUNCTIONAL TEST		
Found both strach valves looking tight. T/R, engine oiling and gear blowdown. checked after 3 days both bottles holding.							DATE COMPLETED		
18.	ST OT		P/N	ON	S/N	ON			
DISCREPANCY							REPAIRED		
Baggage warning lights stay on.							REINSTALLED		
CORRECTIVE ACTION							FUNCTIONAL TEST		
Run test on aft baggage warning switch. Latch not consistently fully engaging switch. Adjusted switch and latch. Lubricated latch. Ops check consistently good.							DATE COMPLETED		
19.	ST OT		P/N	ON	S/N	ON			
DISCREPANCY							REPAIRED		
Overhead light inop in main baggage.							REINSTALLED		
CORRECTIVE ACTION							FUNCTIONAL TEST		
Removed fwd baggage light covers. Removed inop bulb and replaced with new. Light still inop. Removed switch panel and switch. Adjusted and tightened switch leads. Light (cont.)							DATE COMPLETED		
#5	Cont.		P/N	ON	S/N	ON			
DISCREPANCY							REPAIRED		
Check on swings. , check good							REINSTALLED		
CORRECTIVE ACTION							FUNCTIONAL TEST		
							DATE COMPLETED		
20.	ST OT		P/N	ON	S/N	ON			
DISCREPANCY							REPAIRED		
Overhaul R/H Starter Generator.							REINSTALLED		
CORRECTIVE ACTION							FUNCTIONAL TEST		
Removed 7 feet out. Received exchange starter/generator from Southwind. Installed new start/gen. Check on runs. OPS check good							DATE COMPLETED		

ITEM	LABOR	TOTAL TIME	P/N	OFF	S/N	OFF	REMOVED	MECH.	INSP.
	ST OT			ON		ON			
21.									
DISCREPANCY							REPAIRED		
Bulb out in left "Generator Off" annunciator.									
CORRECTIVE ACTION							REINSTALLED		
Removed bad bulb and installed new. Functional test good.							FUNCTIONAL TEST		
							DATE COMPLETED		
							3/20/08		
22.									
DISCREPANCY							REPAIRED		
Deep Cycle Ship's Batteries.									
CORRECTIVE ACTION							REINSTALLED		
Deep Cycled both slip batteries and inspected. Replaced several cells in each battery as needed with serviceable cells.							FUNCTIONAL TEST		
							DATE COMPLETED		
							3-25-08		
23.									
DISCREPANCY							REPAIRED		
Left and right fuel filters keep popping by-pass buttons.									
CORRECTIVE ACTION							REINSTALLED		
Removed both engine fuel filters, NO debris found in filters, replaced filters, reset both buttons, Pilot is to monitor, possible mesh buttons exist.							FUNCTIONAL TEST		
							DATE COMPLETED		
							3/19/08		
24.									
DISCREPANCY							REPAIRED		
Right taxi light inop.									
CORRECTIVE ACTION							REINSTALLED		
Removed taxi light retainer and lamp. Lamp bad and retainer nut needs replaced. Masked nut from retainer ring and reinstalled with new hardware + lamp. Ops check good.							FUNCTIONAL TEST		
							DATE COMPLETED		
							3/19/08		
25.									
DISCREPANCY							REPAIRED		
Gear horn cancel works but button won't light.									
CORRECTIVE ACTION							REINSTALLED		
Repaired Diode Board Circuit and replaced Horn Silence Sw Assy. Syst OPER OK OK							FUNCTIONAL TEST		
							DATE COMPLETED		
							3-25-08		
26.									
DISCREPANCY							REPAIRED		
Left engine won't make N1 in Manual Mode without overtemp.									
CORRECTIVE ACTION							REINSTALLED		
Noted no action taken							FUNCTIONAL TEST		
							DATE COMPLETED		
							3/18/08		

ITEM	LABOR	TOTAL TIME	P/N	OFF	S/N	OFF	REMOVED	MECH.	INSP.
	ST OT			ON		ON			
27.							OS		JS
DISCREPANCY							REPAIRED		
Both windshield wiper blades torn. <i>post</i>							REINSTALLED		
CORRECTIVE ACTION							FUNCTIONAL TEST		JS
Removed Both bad wiper blades, and installed new.							DATE COMPLETED		
							3/18/08		
28.									
DISCREPANCY							REPAIRED		
Right brake forward bleeder leaking and not safetied.							REINSTALLED		
CORRECTIVE ACTION							FUNCTIONAL TEST		JS
Tightened and resafetied bleeder. Check on swings. Checked on Run No Defects Noted							DATE COMPLETED		
							3/18/08		OS
29.									
DISCREPANCY							REPAIRED		
Left and right tip tank to wing fairings missing about 2 1/2 feet of seal ib bottom side. <i>P-02</i>							REINSTALLED		
CORRECTIVE ACTION							FUNCTIONAL TEST		JS
REMOVED OLD SEAL, CLEANED FAIRING AND REINSTALLED NEW SEAL. REINSTALLED FAIRINGS							DATE COMPLETED		
							3/21/08		OS
30.									
DISCREPANCY							REPAIRED		
Right push pull tube I/B bolt requires shimming.							REINSTALLED		
CORRECTIVE ACTION							FUNCTIONAL TEST		
To be corrected on reinstallation of the Control Rods due to 5000 hr / 5 year requirement							DATE COMPLETED		
							3/18/08		JS
31.									
DISCREPANCY							REPAIRED		
Left #3 flap vane rubbing flex drive cable.							REINSTALLED		
CORRECTIVE ACTION							FUNCTIONAL TEST		JS
Cleaned & applied chaff tape to affected Area.							DATE COMPLETED		
							3/18/08		JS
32.									
DISCREPANCY							REPAIRED		
Both vertical island fairing bolts rusted badly.							REINSTALLED		
CORRECTIVE ACTION							FUNCTIONAL TEST		JS
Replaced old bolts with new.							DATE COMPLETED		
							3/19/08		JS

2/10/08

ITEM	LABOR	TOTAL TIME	P	OFF	S	OFF	REMOVED	MECH.	INSP.
	ST OT		N	ON	N	ON			
33.									
DISCREPANCY Seal left and right flap pot nuts.							REPAIRED		
CORRECTIVE ACTION Sealed both nuts using 3M 800 Sealant							REINSTALLED		
							FUNCTIONAL TEST		
							DATE COMPLETED		
							3/18/08		
34.									
DISCREPANCY Right I/B and O/B flap horn fairings need shimmed.							REPAIRED		
CORRECTIVE ACTION Removed Fairings; Added appropriate shims AND REPLACED FAIRINGS							REINSTALLED		
							FUNCTIONAL TEST		
							DATE COMPLETED		
							3/20/08		
35.									
DISCREPANCY Right I/B flap flex cable chaffing on speed brake control valve.							REPAIRED		
CORRECTIVE ACTION Applied spiral wrap to necessary section of flex cable. Adjusted and affixed lines to avoid further chaffing.							REINSTALLED		
							FUNCTIONAL TEST		
							DATE COMPLETED		
							3/20/08		
36.									
DISCREPANCY Left battery aft vent hose split.							REPAIRED		
CORRECTIVE ACTION Removed vent hose. Cleaned off old sealant. Glued hose back together. Resealed with clear RTV. Reinstalled in A/C.							REINSTALLED		
							FUNCTIONAL TEST		
							DATE COMPLETED		
							3/18/08		
37.									
DISCREPANCY Left DC Contactor Box cooling hose is rubbing battery.							REPAIRED		
CORRECTIVE ACTION Cooling hose is too short. Removed old hose. Installed new hose of proper length.							REINSTALLED		
							FUNCTIONAL TEST		
							DATE COMPLETED		
							3/18/08		
38.									
DISCREPANCY Replace water separator sock.							REPAIRED		
CORRECTIVE ACTION Replaced old water separator sock and installed new.							REINSTALLED		
							FUNCTIONAL TEST		
							DATE COMPLETED		
							3/19/08		

ITEM	LABOR	TOTAL TIME	P/N	OFF	S/N	OFF	REMOVED	MECH.	INSP.
39.	ST OT		P/N	OFF ON	S/N	OFF ON			
DISCREPANCY							REPAIRED		
Two Adel clamps need replaced at deicing regulator valve.									
CORRECTIVE ACTION							REINSTALLED		
Removed defective adel clamps. Cleared corrosion from where bad clamps were and applied anti-corrosive. Installed new adel clamps of proper size.							FUNCTIONAL TEST		
							DATE COMPLETED		
							3/18/08		
40.	ST OT		P/N	OFF ON	S/N	OFF ON			
DISCREPANCY							REPAIRED		
Left Thrust Reverser Control Valve leaking at aft upper "Tee" fitting.									
CORRECTIVE ACTION							REINSTALLED		
Tightened all fittings on valve and cleaned thoroughly. Check on runs. ops Check Good							FUNCTIONAL TEST		
							DATE COMPLETED		
							3/25/08		
41.	ST OT		P/N	OFF ON	S/N	OFF ON			
DISCREPANCY							REPAIRED		
Two Adel clamps need replaced directly below T/R Control Valve.									
CORRECTIVE ACTION							REINSTALLED		
Removed defective adel clamps and installed new clamps.							FUNCTIONAL TEST		
							DATE COMPLETED		
							3/20/08		
42.	ST OT		P/N	OFF ON	S/N	OFF ON			
DISCREPANCY							REPAIRED		
Left fire loop interfering with aft upper cowling latch.									
CORRECTIVE ACTION							REINSTALLED		
Rerouted fire loop as necessary.							FUNCTIONAL TEST		
							DATE COMPLETED		
							3/18/08		
43.	ST OT		P/N	OFF ON	S/N	OFF ON			
DISCREPANCY							REPAIRED		
Left Starter/Generator cooling duct torn.									
CORRECTIVE ACTION							REINSTALLED		
Removed defective duct and installed new duct.							FUNCTIONAL TEST		
							DATE COMPLETED		
							3/19/08		
44.	ST OT		P/N	OFF ON	S/N	OFF ON			
DISCREPANCY							REPAIRED		
Several bad Adel Clamps on left engine.									
CORRECTIVE ACTION							REINSTALLED		
Removed 25 defective adel clamps from engine and installed new.							FUNCTIONAL TEST		
							DATE COMPLETED		
							3/20/08		

MAKE IAI

MODEL 1124A

N 83SG

SERIAL # 368

INV. #

WW1105

PAGE 9 of 1

ITEM	LABOR	TOTAL TIME	P/N	OFF	S/N	OFF	REMOVED	MECH.	INSP.
45.	ST OT		P/N	ON	S/N	ON			
DISCREPANCY							REPAIRED		
Three bad Adel Clamps on right engine.									
CORRECTIVE ACTION							REINSTALLED		
Removed defective adel clamps and installed new.							FUNCTIONAL TEST		
							DATE COMPLETED		
							3/19/08		
ITEM	LABOR	TOTAL TIME	P/N	OFF	S/N	OFF	REMOVED	MECH.	INSP.
46.	ST OT		P/N	ON	S/N	ON			
DISCREPANCY							REPAIRED		
Right Starter Generator cooling duct torn.									
CORRECTIVE ACTION							REINSTALLED		
Removed defective duct and installed new duct.							FUNCTIONAL TEST		
							DATE COMPLETED		
							3/19/08		
ITEM	LABOR	TOTAL TIME	P/N	OFF	S/N	OFF	REMOVED	MECH.	INSP.
47.	ST OT		P/N	ON	S/N	ON			
DISCREPANCY							REPAIRED		
Nut plate on I/B aft panel on after body of left engine requires replacement.									
CORRECTIVE ACTION							REINSTALLED		
Removed bad nut plate, installed new.							FUNCTIONAL TEST		
							DATE COMPLETED		
							3/19/08		
ITEM	LABOR	TOTAL TIME	P/N	OFF	S/N	OFF	REMOVED	MECH.	INSP.
48.	ST OT		P/N	ON	S/N	ON			
DISCREPANCY							REPAIRED		
Replace cotter key on horizontal hinge bolt.									
CORRECTIVE ACTION							REINSTALLED		
Remove defective cotter key, installed new							FUNCTIONAL TEST		
							DATE COMPLETED		
							3/18/08		
ITEM	LABOR	TOTAL TIME	P/N	OFF	S/N	OFF	REMOVED	MECH.	INSP.
49.	ST OT		P/N	ON	S/N	ON			
DISCREPANCY							REPAIRED		
Left elevator O/B bonding strap frayed.									
CORRECTIVE ACTION							REINSTALLED		
REMOVED OLD BONDING STRAP ON LEFT ELEVATOR O/B AND REPLACED WITH NEW.							FUNCTIONAL TEST		
							DATE COMPLETED		
							3/20/08		
ITEM	LABOR	TOTAL TIME	P/N	OFF	S/N	OFF	REMOVED	MECH.	INSP.
50.	ST OT		P/N	ON	S/N	ON			
DISCREPANCY							REPAIRED		
Right aft facing seat arm rest lever broken.									
CORRECTIVE ACTION							REINSTALLED		
No Part Available, recommend interior shop repair							FUNCTIONAL TEST		
							DATE COMPLETED		
							3/18/08		

ALL WORK PERFORMED ON THIS PAGE IS SUBJECT TO THE TERMS AND CONDITIONS SET FORTH ON PAGE ONE OF THIS WORK ORDER.

ASU WO-2

White - Customer

Yellow - Service Dept.

Pink - Business Office

MAKE IAI

MODEL 1124A

N 83SG

SERIAL # 368

WW1105

INV. #

PAGE 10 of

ITEM 51.	LABOR ST OT	TOTAL TIME	P N	OFF ON	S N	OFF ON	REMOVED <i>amg</i>	MECH.	INSP. <i>CS</i>
DISCREPANCY Rudder torque tube bolts saftied incorrecly.							REPAIRED		
CORRECTIVE ACTION <i>REPAIRED SAFETY WIRE ON Rudder TORQUE TUBE I.A.U. WESTWIND MAINT. MANUAL</i>							REINSTALLED <i>amg</i>		<i>CS</i>
							FUNCTIONAL TEST		
							DATE COMPLETED <i>3/19/08</i>		<i>CS</i>
ITEM 52	LABOR ST OT	TOTAL TIME	P N	OFF ON	S N	OFF ON	REMOVED	MECH.	INSP.
DISCREPANCY Fuel leak coming from belly(Possible Warranty)							REPAIRED		
CORRECTIVE ACTION <i>All Rep work performed by IAFS, refer to their work order on workscope performed</i>							REINSTALLED		
							FUNCTIONAL TEST		
							DATE COMPLETED <i>3/18/08</i>		
ITEM 53.	LABOR ST OT	TOTAL TIME	P N	OFF ON	S N	OFF ON	REMOVED	MECH.	INSP.
DISCREPANCY Fuel leak in left gear and donut area.							REPAIRED		
CORRECTIVE ACTION <i>All Repair work performed by IAFS, refer to their work order and workscope performed</i>							REINSTALLED		
							FUNCTIONAL TEST		
							DATE COMPLETED <i>3/18/08</i>		
ITEM 54.	LABOR ST OT	TOTAL TIME	P N	OFF ON	S N	OFF ON	REMOVED	MECH.	INSP.
DISCREPANCY Fuel leak in right gear and donut area.							REPAIRED		
CORRECTIVE ACTION <i>All Repair work performed by IAFS, refer to their work order and workscope performed</i>							REINSTALLED		
							FUNCTIONAL TEST		
							DATE COMPLETED <i>3/18/08</i>		
ITEM	LABOR	TOTAL TIME	P	OFF	S	OFF	REMOVED	MECH.	INSP.
	ST OT		N	ON	N	ON			
DISCREPANCY							REPAIRED		
CORRECTIVE ACTION							REINSTALLED		
							FUNCTIONAL TEST		
							DATE COMPLETED		
ITEM	LABOR	TOTAL TIME	P	OFF	S	OFF	REMOVED	MECH.	INSP.
	ST OT		N	ON	N	ON			
DISCREPANCY							REPAIRED		
CORRECTIVE ACTION							REINSTALLED		
							FUNCTIONAL TEST		
							DATE COMPLETED		

ALL WORK PERFORMED ON THIS PAGE IS SUBJECT TO THE TERMS AND CONDITIONS SET FORTH ON PAGE ONE OF THIS WORK ORDER.

ITEM #	LABOR	TOTAL TIME	P/N	OFF	S/N	OFF	REMOVED	MECH.	INSP.
19									
DISCREPANCY							REPAIRED		
Switch lead was arcing and blowing bulb and circuit breaker. Reinstalled switch properly with no leads touching metal. Light test good. Reinstalled switch panel and bulb covers. Reset breaker again. Light test good.									
CORRECTIVE ACTION							REINSTALLED		
							FUNCTIONAL TEST		
							DATE COMPLETED		
55									
DISCREPANCY							REPAIRED		
Perform Ash Pre-Flight insp per forms									
CORRECTIVE ACTION							REINSTALLED		
C/W Pre Flight Insp							FUNCTIONAL TEST		
							DATE COMPLETED		
14 cont									
DISCREPANCY							REPAIRED		
Liquor + Lower Liquor, oven + Lav. Switches. are Not Function Properly. Wiring Checks Properly Recommend Interior Readjust switches. Also No switches available.									
CORRECTIVE ACTION							REINSTALLED		
							FUNCTIONAL TEST		
							DATE COMPLETED		
56									
DISCREPANCY							REPAIRED		
Distributor valve failed on run NO tail boots on fan/d test.									
CORRECTIVE ACTION							REINSTALLED		
Removed Distributor valve From AC Installed Repaired unit Reconnected all lines and satisfied. Ops check good.									
							FUNCTIONAL TEST		
							DATE COMPLETED		
DISCREPANCY							REPAIRED		
							REINSTALLED		
CORRECTIVE ACTION							FUNCTIONAL TEST		
							DATE COMPLETED		
DISCREPANCY							REPAIRED		
							REINSTALLED		
CORRECTIVE ACTION							FUNCTIONAL TEST		
							DATE COMPLETED		

3-08

SCHEDULED MAINTENANCE CHECKS - MAINTENANCE PRACTICES

1. General

- A. Prior to commencing inspection, disengage circuit breakers as required to prevent damage to aircraft systems or maintenance personnel.
- B. Record all flight crew complaints and inspection discrepancies on proper paper work.
- C. For Engine Periodic Inspection Requirements, reference Inspection / Check section of applicable AlliedSignal Aerospace Light Maintenance.
- D. Remove inspection plates, fairings and covers as required.
- E. Task may be omitted as scheduled maintenance requirement if an equivalent check/test is performed as part of the operators flight or ground crew preflight procedures.
- F. Before starting inspections, ensure that protective covering is installed over rugs and seat cushions and that all personnel entering aircraft remove shoes or wear wing socks.

Aircraft Owner Arthur & Arthur, LLC

Serial No. 368 Registration No. N83SG


Left Engine Serial No. P-77482 Right Engine Serial No. P-77488

Aircraft Hours 9093.4 Landings 6543

Left Engine Hours 8687.2 Cycles 6172

Right Engine Hours 8985.7 Cycles 6809

Date Inspection Started 3-11-2008 Completed 3-26-2008


 for: Aviation Services Unlimited, Inc.
 Hgr. #6, Wiley Post Airport
 Bethany, OK, USA 73008
 C.R.S. #X6UR264N

EFFECTIVITY: ALL

C. Wheel Bearings, Bearing Cups and Spacers.

- (1) Remove Bearings - clean and inspect.
- (2) Check Bearing, Cups and Spacers for galling.
- (3) Pack Bearings. Refer to 12-20-00, Maintenance Practices.
- (4) Install Nose Wheels - match marks aligned.

D. Check following items for general condition, tube integrity, cracks, corrosion, damage, chafing, security of attachment and leakage:

- (1) Check Strut for proper service and correct inflation. Refer to 12-10-04, Maintenance Practices.
- (2) Outer Strut Body. Perform Penetrant Inspection of Actuating Cylinder Attach Lug Root and Upper Bearing Retaining Nut Lock Screw Thread Area. Refer to 32-20-01, Inspection / Check.
- (3) Scissors and Bushings - wear (0.020 inch maximum clearance between bushing at knee-joint).
- (4) Drag Brace Upper and Lower Lugs and Fittings.
- (5) Bungee Cables.
 - (a) Condition.
 - (b) Dragbrace Downlock Tension Test. Refer to 32-20-02, Inspection / Check.
- (6) Retract Cylinder and Attach Points.
- (7) Inspect Steering Bracket Assemblies for cracks. Refer to 32-50-08, Inspection / Check.
 - (a) Upper Bracket Assembly (ES12970-7 or 2236.0200.000) and Lower Bracket Assembly (ES12970-6 or 2236.0300.000).

Dye

MECH	INSP	200	400	800
<i>ES</i>	<i>ES</i>	X		
<i>ES</i>	<i>ES</i>	X		
<i>JK</i>	<i>ES</i>	X		
<i>JLS</i>	<i>ES</i>	X		
	<i>NA</i>		X	
<i>JK</i>	<i>ES</i>	Pre SB WW-24-28 - 300 hours. Post SB WW-24-28 - 1,200 hours.		
<i>ES</i>	<i>ES</i>	X		
<i>ES</i>	<i>ES</i>	X		
<i>ES</i>	<i>ES</i>	X		
	<i>NA</i>			X
<i>ES</i>	<i>ES</i>	X		
	<i>NA</i>			X

EFFECTIVITY: ALL


MAINTENANCE MANUAL
 ISRAEL AIRCRAFT INDUSTRIES LTD

(b) Upper Bracket Assembly (A01-ES12970-7 or A01-2236.0200.000) and Lower Bracket Assembly (A01-ES12970-6 or A01-2236.0300.000).

- (8) Trunnion Fittings.
- (9) Nose Steering Cylinders and Attach Points.
- (10) Nose Gear Centering Spring and Attach Points.

NOTE: With scissors connected, rotate strut left and right and check for smooth centering movement.

- (11) Nose Steering Linkage - Universal Joints.
- (12) Nose Steering Control Valve.
- (13) Nose Steering Control Cables and Pulleys.

(a) While rotating NLG from stop to stop, check cables for wear, fraying, strand breakage and security, especially at hidden pulley areas.

(b) Check Cable Tension. Minimum tension - 19pounds Refer to 32-50-00, Adjustment / Test.

(c) Pulleys. Inspect for general condition, cleanliness and free movement.

(d) Cable Inspection. Refer to 32-50-07, Inspection / Check.

(e) Lubricate Cables. Refer to 12-20-00, Maintenance Practices.

- (14) Gear Uplock Assembly.
- (15) Gear Selector Valve.
- (16) All Hydraulic Lines.
- (17) Electrical Bundles, Microswitches, Wiring and Connections.
- (18) Structure.
- (19) Door Actuating Rods and Rod Ends.

MECH	INSP	200	400	800
	- N/A -	1,600 hours		
	OS / B	X		
	OS / B	X		
	OS / B	X		
	OS / B	X		
	OS / B	X		
	OS / B	X		
	- N/A -			X
	- N/A -			X
	OS / B	X		
	OS / B	X		
	OS / B	X		
	OS / B	X		
	OS / B	X		
	OS / B	X		

EFFECTIVITY: ALL

MECH	INSP	200	400	800
	-NA	-	X	
	-NA		1,200 hours or 3 years, whichever occurs first	
	CS	X		
	JLCS		1,200 hours or 2 years, whichever occurs first	
	CS	X		
	CS	X		
	-NA		X	
	CS	X		
	-NA		X	
	CS	X		
	CS	X		
	CS	X		
	CS	X		
	CS	X		
	NA		X	

(20) Power Brake Valve and Parking Brake Linkage.

(21) Perform Emergency Hydraulic Indicating System Hydraulic Fuse Functional Test. Refer to 29-30-06, Adjustment / Test.

E. Lubricate Gear Assembly and Linkage. Refer to 12-20-00, Maintenance Practices.

Dull
* F. Upper and Lower Outer Strut Body Bearings - remove, clean, inspect and lubricate. Refer to 32-20-01, Removal / Installabon.

G. Check the following items in and around nose compartment above nose wheel well for general condition, cracks, corrosion, damage, chafing, security of attachment and leakage:

(1) Pitot Tubes and Lines.

(2) Drain Pitot / Static Drain Valves and Traps. Refer to 34-10-01, Maintenance Practices.

(3) Electrical Components, Wire Bundles, Windshield Heat Resistors and Terminal Strips.

(4) All Structure

(5) Oxygen Lines and Bottle. Refer to 5-10-00, Maintenance Practices.

(6) Avionics Components and Shock Mounts.

(7) AC Inverters (forward or aft installation) and Cooling Fan.

(8) For aircraft equipped with Collins W-XR-300 Weather Radar - check Crystal Desiccant Bottle. Refer to 34-40-04, Adjustment / Test, Paragraph F, Desiccant Check.

H. Radome

(1) Condition and security.

(2) Static Discharge Diverter Strip Bonding. Refer to 23-60-00, Inspection / Check.

EFFECTIVITY: ALL



FUSELAGE - FORWARD PRESSURE BULKHEAD TO AFT PRESSURE BULKHEAD - MAINTENANCE PRACTICES

1. **Fuselage - Forward Pressure Bulkhead to Aft Pressure Bulkhead**

A. Instrument Panel - Check general condition:

- (1) Accessible Instruments, Hoses and Lines.
- (2) Accessible Electrical Wire Bundles and Connections.

B. Pressurization System - Check:

- (1) Accessible Hoses and Lines - condition.
- (2) Isobaric Valve safety wired in open position.
- (3) Clean Cabin Air Pressure Controller Air Filter. Refer to 21-30-01, Cleaning / Painting.
- (4) Replace Air Filter Element Cartridges.

C. Oxygen System - Check:

- (1) Crew Oxygen Masks.
 - For aircraft with EROS Mask and Regulator Assembly, refer to 35-00-00, Adjustment / Test, Paragraph 2A and 2B.
 - For aircraft with Puritan Bennett Mask and Regulator, ref. 35-00-00, Adjustment / Test, Paragraph 2A.
- (2) Passenger Oxygen Supply System Test - Refer to 35-00-00, Adjustment / Test.

D. Windshield, Windows and Pilot Openable Window.

- (1) Delamination, scratches, cracks, seal and latch.

MECH	INSP	200	400	800
	<i>OS</i>	X		
	<i>OS</i>	X		
	<i>OS</i>	X		
	<i>OS</i>	X		
	- N/A	-		X
	- N/A	-		X
	- N/A	600 hours or 1 year, whichever occurs first.		
	- N/A	-		X
	<i>OS</i>	X		

EFFECTIVITY: ALL

5-20-02

- (2) Renew or reactivate desiccant crystals as necessary. If moisture is noted between window panes, perform procedure to remove residual moisture. Refer to 30-40-00, Maintenance Practices, Service Desiccant System.

CAUTION: DO NOT EXCEED 2.0 PSI.

- (3) Terminal Contact Assemblies for arcing.
 (4) Check Pilot and Copilot Side Windows for cracks in flange, radius of flange and around all attachment fasteners. Refer to 56-10-03 and 56-10-04, Inspection / Check.

NOTE: Not applicable to Cockpit Side Window (343017-507) (pilot) or (343003-501) (copilot), post Service Bulletin 1124-56-113.

- (5) Windshield Wiper Assembly - condition and security. Refer to 30-40-00, Maintenance Practices.

E. Control Pedestal - general condition.

- (1) Indicators.
 (2) Controls.
 (3) Switches.
 (4) Electrical connections.
 (5) Throttles and Piggy Back Levers - ease of operation.

F. Overhead Electrical Panels - general condition.

- (1) Electrical bundles, connections, damage and tightness.

CAUTION: ENSURE ADEQUATE CLEARANCE BETWEEN ELECTRICAL CONNECTIONS AND FRAME WHEN INSTALLING PANEL.

G. ATC Transponder Test and Inspection.
Refer to FAR 91.413.

H. Altimeter Systems Tests and Inspections.
Refer to FAR 91.411.

MECH	INSP	200	400	800
me	es	X		
	/			
	es	X		
-	N/A	-		X
	/			
es	/	X		
es	/	X		
es	/	X		
es	/	X		
es	/	X		
	/			
-	N/A	-	X	
	/			
-	N/A	-	2 years	
-	N/A	-	2 years	

EFFECTIVITY: ALL



- I. Check operation of Fire Protection System. Refer to 26-00-00, Maintenance Practices, Paragraph 1A or 1B.
- J. Battery Temperature System - Perform Functional Test of Battery Temperature and Warning System. Refer to 24-30-01, Maintenance Practices.
- K. Check all Internal and External Lights including Cockpit 'Press-to-Test' Lights.
- L. Remove covers from the following listed electrical boxes and check inside for cleanliness, safety and condition of electrical parts.
 - (1) Forward Relay Box (below copilot seat).
 - (2) Fire Control Box (below pilot seat).
- M. Seats, Mountings and Seat Belts - Condition.
 - (1) Pilot.
 - (2) Copilot.
- N. Rudder Pedals, Linkage and Bellcrank.
 - (1) Brake Valve Linkages.
 - (2) Freedom of operation.
- O. Cabin Entrance Door. Ref. 52-10-00, Inspection/Check.
 - (1) Ease of operation.
 - (2) Door Hinges.
 - (3) Locking Mechanism.
 - (4) Door Seal condition.
 - (5) Clean and lubricate Door Seals - silicone lubricant recommended.

NOTE: Apply only a very light coat of lubricant; excessive lubricant will collect dirt and cause door seal leakage.

 - (6) Lubricate - Refer to 12-20-00, Maintenance Practices.

MECH	INSP	200	400	800
—	N/A	—	X	
es	/	X		
es	/	X		
N/A			X	
			X	
			X	
			X	
			X	
		N/A	X	
es	/	X		
es	/	X		
es	/	X		
es	/	X		
es	/	X		
—				
es	/	X		

EFFECTIVITY: ALL

- (7) Door step - condition, operation and presence of stoppers.
- P. Passenger compartment - general condition and security.

- (1) Emergency light - check operation, security, cleanliness and connections. Check battery charge. Refer to 12-10-06, Maintenance Practices, Paragraph 3.

NOTE: Every 200 hours or not to exceed 3 months or whenever the emergency lights have been operated from the emergency battery for more than 1 hour.

- (2) Refreshment bar, ice chest, galley coat closet, cabinets, tables, etc. for ease of operation and locking.
- (3) Seats and Seat Belts.
- (4) Oxygen, Reading Light, and Ventilating Air Console.
- (5) Windows - delamination, scratches and cracks.
- (6) Interior lights.
- (7) Emergency Exit.
 - (a) Check Release Mechanism. (Pull release handle, but not necessary to remove exit from aircraft.)
 - (b) Remove Exit - inspect seal and check operation of game tables for clearance.
- (8) Certificates.
- (9) Avionics components - security and connections.
- (10) Lavatory and Baggage Compartment - condition.
- (11) Lavatory Door- operation.
- (12) Check Portable Fire Extinguisher. Refer to 5-10-00, Maintenance Practices.

MECH	INSP	200	400	800
eJ	ES	X		
amy	ES	X		
amy	ES	X		
amy	ES	X		
amy	ES	X		
amy	ES	X		
amy	ES	X		
amy	ES	X		
-	MA	-		X
amy	ES	X		
amy	ES	X		
amy	ES	X		
amy	ES	X		
amy	ES	X		

EFFECTIVITY: ALL

Q. Flight and Passenger Compartment:

- (1) Remove Flight and Cabin Compartment Seats, Divan, Seat Tracks and carpet as necessary to gain access to floor paneling. Thoroughly inspect under floor for corrosion, damage, wear, security, cleanliness and ensure that all under floor drain paths are clear of debris and sealant.
- (2) Flight Control System - Pulleys, Brackets, Guards, Bellcranks and Push-pull Rods - condition, operation and security of attachment.
- (3) Control Column Interconnect Cable.
 - (a) Condition and security. Refer to 27-00-00, Inspection / Check.
 - (b) Check Cable Tension. Refer to 27-00-00, Maintenance Practices, Table 2.
- (4) Flight Control Transition Cables between Fuselage Station 153 and Station 269.
 - (a) Condition and security. Refer to 27-00-00, Inspection / Check.
 - (b) Check cable tension. Refer to 27-00-00, Maintenance Practices, Table 2.
- (5) Lubricate Control System. Refer to 12-20-00, Maintenance Practices.
- (6) Lubricate Gustlock Mechanism. Refer to 12-20-00, Maintenance Practices.
- (7) Perform Aileron and Rudder Static Friction Test. Refer to 27-00-00, Maintenance Practices.
- (8) Engine Control Linkage and Teleflex Cable - condition, proper routing and security of clamps.
- (9) Plumbing - proper routing, chafing, tube integrity, condition and leaks.
- (10) Check general condition and security of Pressurization and Air Conditioning Components under cabin floor.

MECH	INSP	200	400	800
N/A				X
				X
				X
				X
				X
				X
				X
				X
				X
				X
		N/A		X

EFFECTIVITY: ALL

	MECH	INSP	200	400	800
(11) Inspect Structure under floor below galley and lavatory toilet installation for fluid leakage, corrosion, general condition and cleanliness.	-	N/A	-		X
R. Standby Attitude Gyro - Check Standby Attitude Gyro Emergency Power Supply Unit condition every 200 hours or not to exceed 3 months or whenever the standby attitude gyro has been operated from the emergency power supply for more than 45 minutes. Refer to 34-20-09, Adjustment / Test, Paragraph 2A.		ams	X		
S. Check the following for condition:					
Windshield Wipers.					
(1) Oxygen Thermal Discharge Disc.			X		
(2) Fuselage Skin.			X		
(3) Cabin Outflow and Safety Valves - condition and cleanliness.			X		
(4) Static Sources.			X		
(5) Drain Pitot and Static Valves and Traps. Refer to 34-10-01, Maintenance Practices.			X		
(6) All Drain Holes and Accessible Fittings.			X		
(7) Antennas - condition.			X		
(8) Accessible Electrical Connections and Components - damage, tightness, chafing, fraying and cuts.			X		
(9) Accessible Electrical Connections and Components - damage, tightness, chafing, fraying and cuts.			X		

EFFECTIVITY: ALL

	LEFT		RIGHT		200	400	800
	MECH	INSP	MECH	INSP			
(a) Flap actuators, visually inspect for general condition of oil seal / wiper at rod to housing is in place and in good condition. If needed, remove and send for repair as required.	Amg	ES	Amg	ES	x		
(5) Flap Position Transmitter Potentiometer - attach points and electrical connection.	Amg	ES	Amg	ES	x		
(6) Check Flap Vane Segments - condition, failed or loose fasteners and security of attach plate. Refer to 27-50-00, Inspection / Check, Paragraph 1.C.	Amg	ES	Amg	ES	x		
(7) Check Flap Vane Segments - separation of skin from honeycomb.							
(a) Visually inspect upper and lower surfaces for local bulging or looseness of skin.	Amg	ES	Amg	ES	x		
(b) Tap test by lightly tapping the skin with a coin or equivalent and comparing the sound at adjacent locations. Separation between skin and honeycomb core can readily be identified by a hollow sound compared to the response at solidly bonded areas. Refer to 27-50-00, Inspection / Check, Paragraph B. (2), (3).	—		N/A	—			x
B. Flap System Time-Exceed Relay Check.							
(1) Move Flaps to 12° or 20° position.	—		N/A	—			x
(2) Open Flap Control Circuit Breaker on Overhead Panel. Disconnect Flap Motor Plug P-26.	—		N/A	—			x

EFFECTIVITY: ALL

	LEFT		RIGHT		200	400	800
	MECH	INSP	MECH	INSP			
(3) Close Flap Position Indicator and Flap Control Circuit Breakers on Overhead Panel and Flap Circuit Breaker (CB2-5) on No. 2 DC Contactor Box.	N/A					X	
(4) Activate Flap Selector to DOWN position.							
(a) On aircraft with a 1A Flap Control CB - Breaker should trip after 20 ±3 seconds. Repeat procedure in UP position.						X	
(b) On aircraft with a 2A Flap Control CB - Breaker should trip after 20 + 6 -3 seconds. Repeat procedure in UP position.						X	
NOTE: The motor will not run.						X	
(5) Connect P-26 plug to Flap Motor. Reset Flap Control Circuit Breaker on Overhead Panel, check Flap operation.						X	
C. Flap Comparator System - Test and Adjust. Refer to 27-50-00, Adjustment / Test				N/A			X
D. Aileron - General condition and security.							
(1) Skin and Rivets.	amg	g	amg	g	X		
(2) Torque Transfer Tubs.							
(a) Attach points, safety and exterior for corrosion.	amg	g	amg	g	X		
(b) Lubricate Rod Endc. Refer to 12-20-00, Maintenance Practices.	amg		amg		X		
(3) Aileron Trim Tab to Actuator - attach points and electrical connections.	amg	g	amg	g	X		

EFFECTIVITY: ALL

5-20-03

- (4) Aileron Hinge Points:
 - (a) Check all Bearings - looseness, roughness, safety and general condition.
 - (b) Bonding Jumpers
 - 1 Condition, fraying and security.
 - 2 Control Surface Bonding. Refer to 23-60-00, Inspection / Check.
- (5) Push-Pull Tube.
 - (a) Inspect external surface of Tube for wear (particularly area of rollers). Maximum reduction of tube crosswise diameter is 0.012". Refer to FAA Airworthiness Directive No. 96-24-11.
 - (b) Clean all Guide Rollers and check Rollers for smooth rotation.
- (6) Lubricate Trim Tab and Servo Tab Hinges from inside with LPS-3 or equivalent.
- (7) Aileron Bellcrank - check Travel Stops make contact in both directions of full travel - attach points and safety.
- (8) Check Aileron Control System Trim and Servo Tabs for free-play. Refer 27-10-00, Inspection / Check.
- (9) Static Discharger Wicks and Bases.
 - (a) Condition and security.

LEFT		RIGHT		200	400	800
MECH	INSP	MECH	INSP			
<i>Amg</i>	<i>ES</i>	<i>Amg</i>	<i>ES</i>	x		
<i>Amg</i>	<i>ES</i>	<i>Amg</i>	<i>ES</i>	x		
—		<i>N/A</i>	—		x	
—		<i>N/A</i>			x	
<i>Amg</i>	<i>ES</i>	<i>Amg</i>	<i>ES</i>	x		
<i>Amg</i>	<i>ES</i>	<i>Amg</i>	<i>ES</i>	x		
—		<i>N/A</i>	—			x
<i>Amg</i>	<i>ES</i>	<i>Amg</i>	<i>ES</i>	x		

EFFECTIVITY: ALL

- (b) Static Wick Inspection / Check. 23-60-00, Inspection / Check.
- (c) Wick Base Bonding Inspection/ Check. Refer 23-60-00, Inspection / Check.
- E. Non-Icing Fuel Vent - obstruction and fuel leakage.
- F. Tip Tank.
 - (1) Tip Tank and Wing Fillet - condition, security and fuel leaks.
 - (2) Vortex Generators - security of attachment and / or missing Generators. Refer 57-20-01.
 - (3) Navigation Light Lens (Position and Strobe) - condition and security.
 - (4) Landing Light - condition and security.
 - (5) Drain holes - cleanliness.
 - (6) Static Discharge Wicks and Bases.
 - (a) Condition and security.
 - (b) Static Wick Inspection / Check. 23-60-00, Inspection / Check.
 - (c) Wick Base Bonding Inspection / Check. Refer 23-60-00, Inspection / Check.
 - (7) Tip Tank Tail Cone Diverter Strip Bonding Inspection / Check. Refer 23-60-00, Inspection / Check.
- G. Wing Skin - condition and fuel leakage.
- H. Fuel Tank Drains - leakage.
- I. Wing Skin Fairing - cracks and loose rivets.

LEFT		RIGHT		200	400	800
MECH	INSP	MECH	INSP			
—	NA	—	NA		X	
—	NA	—	NA		X	
amg	QS	amg	QS	X		
amg	QS	amg	QS	X		
amg	QS	amg	QS	X		
amg	QS	amg	QS	X		
amg	QS	amg	QS	X		
amg	QS	amg	QS	X		
—	NA	—	NA		X	
—	NA	—	NA		X	
—	NA	—	NA		X	
amg	QS	amg	QS	X		
amg	QS	amg	QS	X		
amg	QS	amg	QS	X		

EFFECTIVITY: ALL

J. All Plumbing attached along wing rear spar for proper routing, chafing, tube integrity, condition, security and leaks.

NOTE: Check for clearance between fluid lines and flap flex drive cables and aileron torque tubes while flaps and ailerons are moved through full travel.

K. Speed Brakes and Lift Dumpers - condition, security, hydraulic leakage and microswitch (R/H outboard only).

L. Wire Bundles entering Wing from Aft Fuselage - damage and security.

M. Check Fuel Dump System:

(1) Functional Check - Fuel Dump System. Refer 28-00-00, Maintenance Practices, Fuel System Operational Check, Paragraph 4.B.

(2) Check Fuel Dump System for operation only (without measuring time/quantity). Refer 28-00-00, Maintenance Practices, Fuel System Operational Check.

N. Leading Edge and Pneumatic Deicer Boots - check condition.

LEFT		RIGHT		200	400	800
MECH	INSP	MECH	INSP			
				X		
ama	CS	ama	CS			
ama	CS	ama	CS	X		
ama	CS	ama	CS	X		
		N/A		1,200 hours		
		N/A				X
CS	CS	CS	CS	X		

EFFECTIVITY: ALL

5-20-03

Page 206
Jan 31/2005

	LEFT		RIGHT		200	400	800
	MECH	INSP	MECH	INSP			
(6) Anti-Skid Detectors - remove, check for corrosion and contamination. Clean as required and coat axle interior surface with Dow Corning 4 compound (MIL-S-8660B, Amendment 3). Install. Refer 32-44-06, Removal / Installation.	amg	es	amg	es	x		
B. Wheel Bearing, Bearing Cup and Spacer.							
(1) Remove, clean and inspect Bearing.	amg	es	amg	es	x		
(2) Inspect Cup for galling and spalling.	amg	es	amg	es	x		
(3) Pack Bearings. Refer 12-20-00, Maintenance Practices.					x		
C. Brake Assembly.							
(1) Brake Mounting Flange - cracks.	amg	es	amg	es	x		
(2) Brake Disc - cracks and maximum wear.	amg	es	amg	es	x		
(3) Brake Housing - leakage.	amg	es	amg	es	x		
(4) Brake Lines - chafing, frayed and leakage.	amg	es	amg	es	x		
D. Installation.							
(1) Install main gear wheels.	the	es	the	es	x		
(2) Check security of drive clip and cap. Check Clip gap is 0.140" ±0.010".	amg	es	amg	es	x		
(3) Anti-Skid System - check.							
(a) Anti-Skid Control Switch - OFF (both Anti-Skid INOP Lights ON)	es	/	es	/	x		
(b) Anti-Skid Control Switch - ON (both Anti-Skid INOP Lights OUT)	es	/	es	/	x		

EFFECTIVITY: ALL

E. Main Landing Gear - check for general condition, cracks, security of attachment and leakage.

(1) Strut - check for proper service and correct inflation. Refer 12-10-04, Maintenance Practices.

(2) Upper Body.

(3) Fork.

(4) Scissors.

(5) Side Brace, Lugs and Fittings.

(6) Retract Cylinders and Attaching Points.

(7) Jury Brace.

(8) Trunnion Retaining Bolts - tightness.

(9) Microswitches.

(10) Electrical Connections and Wire Harnesses.

(11) Sealing Compound around Main Wheel Axle Plug Button Grommet and Anti-Skid Conduit upper flared end.

F. Wheel Well - check for general condition and security.

(1) Uplock Assembly - leakage.

(2) All Fluid Carrying Lines - chafing, damage, tube integrity and leakage.

(3) Electrical Connections and Wire Bundles.

(4) Structure - Paint condition and corrosion.

(5) Main Gear Doors and Linkage.

LEFT		RIGHT				
MECH	INSP	MECH	INSP	200	400	800
		NA			X	
amg	es	amg	es	X		
amg	es	amg	es	X		
amg	es	amg	es	X		
amg	es	amg	es	X		
amg	es	amg	es	X		
amg	es	amg	es	X		
amg	es	amg	es	X		
amg	es	amg	es	X		
amg	es	amg	es	X		
amg	es	amg	es	X		
amg	es	amg	es	X		
amg	es	amg	es	X		
amg	es	amg	es	X		
amg	es	amg	es	X		
amg	es	amg	es	X		

EFFECTIVITY: ALL

	LEFT		RIGHT		200	400	800
	MECH	INSP	MECH	INSP			
(6) Fuel Vent Lines and Clamps.	amg	OS	amg	OS	X		
(7) Microswitches - Uplock and Downlock.	amg	OS	amg	OS	X		
G. Lubricate Gear Assembly and Linkages. Refer 12-20-00, Maintenance Practices.	amg	OS	amg	OS	X		
(1) Remove upper and lower Actuator Attach Bolts and lubricate. Refer 12-20-00, Maintenance Practices.	N/A					X	
H. Landing Gear - Functional Tests.							
(1) Normal System. Refer 32-30-00, Adjustment / Test.						X	
(2) Free Fall Extension. Refer 32-30-00, Adjustment/Test, Normal System Functional Test.				N/A		X	
(3) Emergency Gear Extension Control Cable. Refer 32-30-00, Adjustment / Test.					X		
(4) Emergency Extension System. Refer 32-30-00, Adjustment / Test.				N/A			X
I. Perform Anti-Skid System Functional Test. Refer 32-44-00, Adjustment / Test.				N/A		X	
J. Standby Attitude Gyro - before lowering aircraft from jacks, activate and check operation of Gyro:					X		
- For Aircraft 152, 154, 181, 187 - 244, 246 and 247, install Emergency Power Supply Unit.							
- For Aircraft 245, 248 - 442, engage Standby Attitude Gyro Circuit Breaker located on the Forward Relay Box under Copilot Seat.							

EFFECTIVITY: ALL

K. Lower Aircraft off jacks. Refer 7-10-00, Maintenance Practices.

NOTE: Ensure all other services and inspection checks required with aircraft on jacks are completed before aircraft jacks are lowered.

NOTE: After lowering aircraft from jacks, reactivate the items listed below:

- (1) Pitot and static heat for Aircraft 295 - 442, engage LH and RH PITOT STATIC HEAT Circuit Breakers located on Overhead Panel.
- (2) Angle of Attack (AOA) Heat - For model 1124A Aircraft only, 295 - 442, engage AOA Circuit Breaker located on Overhead Panel.

LEFT		RIGHT		200	400	800
MECH	INSP	MECH	INSP			
<i>OW</i>	<i>OW</i>	<i>OW</i>	<i>OW</i>	X		
<i>OW</i>	<i>OW</i>	<i>OW</i>	<i>OW</i>			
<i>OW</i>	<i>OW</i>	<i>OW</i>	<i>OW</i>	X		
<i>OW</i>	<i>OW</i>	<i>OW</i>	<i>OW</i>	X		

EFFECTIVITY: ALL

AFT FUSELAGE - MAINTENANCE PRACTICES

1. Aft Fuselage (Station 270.00 to Station 452.00)

A. Flight Control System - Aileron, Elevator and Rudder.

(1) Transition Cable Bellcranks.

- (a) Cable Swages - locked in place.
- (b) Torque Transfer Tube - attach points.
- (c) Flight Control Cables - condition.
Refer to 27-00-00, Inspection / Check.

(2) Aileron, Elevator and Rudder Torque Transfer Tubes.

- (a) Attach Points.
- (b) Freeness of Bearings.
- (c) Safety.
- (d) Autopilot Servos - security.
- (e) Lubricate Control System.
Refer to 12-20-00, Maintenance Practices.
- (f) Control Cables and Air Pressure Seals at
Station 269 - condition and security. Lubricate
cables and seals. Refer to 27-00-00,
Maintenance Practices, para. 4.

(3) Flap Prime Mover and Flex Shafts - general
condition, security.

B. Above Wing Aft of Station 316.

- (1) Electrical Bundles.
- (2) Structure.

C. Electrical System Components AC and DC:

- (1) Security in Mounting.
- (2) Wire Bundles - damage and security.

MECH	INSP	200	400	800
N/A				
			X	
			X	
			X	
			X	
				X
		N/A		X
JPS	CS	X		
-	N/A	-	X	
-	N/A	-	X	
JPS	CS	X		
JPS	CS	X		

EFFECTIVITY: ALL

	MECH	INSP	200	400	800
(3) Batteries.					
(a) Remove from aircraft for servicing and charging. Refer to 12-10-06, Maintenance Practices.		<i>JPS QS</i>	X		
(b) Check for any evidence of corrosion or physical damage.		<i>JPS QS</i>	X		
(c) Check Vent Lines - obstruction and security of installation.		<i>JPS QS</i>	X		
(d) Check Quick Disconnects - corrosion and general condition.		<i>JPS QS</i>	X		
(4) Remove covers from the following listed electrical boxes and check inside for cleanliness, safety, condition and evidence of overheating of electrical parts.					
(a) DC Contactor Boxes, Left and Right.		<i>JPS QS</i>	X		
(b) Flap Contactor Box.		<i>JPS QS</i>	X		
(c) Aft Relay Panel.		- P/A	-	X	
(d) Horizontal Stabilizer Actuator Relay Box.		- P/A	-	X	
(e) AC Inverter Blower Control Box.		- P/A	-	X	
(5) Perform voltage check across Windshield Cycling Contactors (WCC). Refer to 30-40-00, Maintenance Practices, Paragraph 1.B.		<i>QS</i>	X		
(6) Perform resistance check of Circuit Breakers CB1-4 (Left DC Contactor Box) and CB2-4 (Right DC Contactor Box). Refer to 24-50-00, Inspection / Check.		- P/A	-		X
(7) Perform Distribution Bus Circuit Breaker Inspection. Refer to 24-50-00, Inspection / Check.		- P/A	-		X
(8) Perform Inspection and Test of Priority Bus Diodes. Refer to 24-50-00, Inspection / Check.		- P/A	-		X
D. Speed Brakes and Lift Dump System - perform Operational Check. Refer to 27-60-00, Adjustment / Test.		<i>JPS QS</i>	X		

EFFECTIVITY: ALL

5-20-05

Page 202
Jan 31/2003

	MECH	INSP	200	400	800
E. Landing Gear Emergency Extension System.					
(1) Landing Gear Emergency Extension System pressure. Refer to 12-10-04, Maintenance Practices.	N/A			X	
(2) Nitrogen Bottle - annual visual inspection and periodic hydrostatic. Refer to 5-10-00, Maintenance Practices and 32-30-00, Inspection / Check.				X	
F. Throttle Cable (Teleflex) Push-Pull Power Control.					
(1) Fraying.				X	
(2) Safety.			N/A	X	
G. Fuselage Fuel Tank Area - general condition and leakage					
(1) Fuel Shutoff Valve. Cycle OFF and ON.	Q		X		
(2) Fuel Supply Line - condition.	JES Q		X		
(3) Fuel Boost Pump Area and Pressure Refueling Point Area.	JES Q		X		
(4) Check Operation of Fuel Boost Pumps, Pressure Switches and Automatic Changeover. Refer to 28-00-00, Maintenance Practices - Fuel System Operational Check, Paragraph 4.F.	Q /		X		
H. Air Conditioning and Pressurization Equipment.					
(1) Change Cooling Turbine Unit Oil. Refer to 12-10-10, Maintenance Practices.	JES Q		X		
(2) Ducting and Tubing - security and condition.	-	N/A	-	X	
(3) Clamps - security and condition.	-	N/A	-	X	
(4) Water Separator - cleanliness and condition. Refer to 21-70-01, Inspection / Check.					
(a) Clean or replace Cloth Condenser.	JES Q		X		
(b) Clean Water Drain Filter.	JES Q		X		
(5) Check operation of all Valves and Switches. Refer to 21-20-00, Adjustment / Test.	-	N/A	-	X	

EFFECTIVITY: ALL

	MECH	INSP	200	400	800
(6) Perform Bleed Duct Overpressure Switch Check. Refer to 21-60-10, Inspection / Check.	-	P/A	-		X
(7) 35 Degree Duct Sensor - inspect Electrical Connection for corrosion. Clean Electrical Connector and Sensor with Non-CFC Dry Type Electrical Cleaning Spray. Pack Electrical Connector with DC-4 (Dow-Coming) Compound.	JIS	es	X		
(8) Bleed Switching Valves - visually inspect.	-	P/A	-	X	
(9) Refrigeration Unit Mounts - condition and security.	JIS	es	X		
I. Hydraulic System Components - Aft Fuselage.					
(1) Fluid Carrying Lines and Fittings - leakage, tube integrity, chafing and security.	JIS	es	X		
NOTE: Check for clearance between Fluid Lines, Flap Flex Drive Shafts and Aileron Torque Tubes while Flaps and Ailerons are moved through full travel.	JIS	es			
(2) Lift Dumper and Speed Brake Selector Valves - leakage and electrical connections.	JIS	es	X		
(3) Hydraulic Power Panel - leakage.	JIS	es	X		
(4) Hydraulic Emergency Brakes Accumulator Dry Nitrogen Charge. Refer to 12-10-03, Maintenance Practices.	JIS	es	X		
(5) Thrust Reverser Accumulator					
(a) Thrust Reverser Accumulator and Cylinder Dry Nitrogen Charge, Refer to 12-10-03, Maintenance Practices.	JIS	es	X		
(b) Nitrogen Bottle - annual visual inspection and hydrostatic test. Refer to 5-10-00, Maintenance Practices and 78-34-00, Maintenance Practices, Gas Storage, Bottle, Paragraph 4.	JIS	es	X		
(6) Hydraulic High Pressure Filters - check red pop-out button. If button is out (extended), Filter is clogged; Filter Element must be replaced and applicable pump checked.	JIS	es	X		

EFFECTIVITY: ALL

	MECH	INSP	200	400	800
(7) Replace Hydraulic High Pressure Filters and Reservoir Filter.	N/A				X
(8) Hydraulic Reservoir Air Pressure Filter - clean. Refer to 29-10-00, Removal / Installation, Paragraph 4.					X
(9) Hydraulic Reservoir Air Vent Filter - replace. Refer to 29-10-00, Removal / Installation, Paragraph 6.					X
(10) Clean Hydraulic Reservoir Air Pressure Check Valves (4 each) - Check Hydraulic Reservoir for Pressurization. Refer to 29-10-00, Removal / Installation, Paragraph 3.			N/A	X	
(11) Anti-Skid Control Valves.					
(a) Leakage and electrical connections.	JES	CS	X		
(b) Clean Filters. 32-44-02, Inspection / Check.	-	N/A		1,200 hours	
J. Pylon - Engine Mount Beams attach points.	-	N/A		X	
K. Hoses, Lines, Electrical Bundles entering Fuselage from Engine Nacelles - condition, damage, chafing, tube integrity, leaks and security.	JES	CS	X		
L. Fire Extinguisher Containers - security, electrical connections, nitrogen pressure. Ref. 5-10-00, Maintenance Practices, Container and Cartridges.	JES	CS	X		
M. Electrical Bundles and Terminal Strips - damage, security and loose connections.	JES	CS	X		
N. Pneumatic Deicing Equipment.					
(1) Security and condition.	JES	CS	X		
(2) Electrical connections.	JES	CS	X		
(3) Air Ejector - clear.	JES	CS	X		
(4) Remove and inspect Deicer Check Valves located at tee, upstream of Pressure Regulator Valve, in Aft Fuselage. Refer to 30-10-00, Maintenance Practices, Paragraph 4.	-	N/A		X	

EFFECTIVITY: ALL



- O. Pneumatic Deicer Boot Functional Check - Wing and Empennage. Ref. 30-10-00, Maintenance Practices, Paragraph 1.
- 2. Aft Fuselage (Station 452.00 to Station 554.00)
 - A. Flight Control System - Elevator and Rudder.
 - (1) Elevator and Rudder Torque Transfer Tubes.
 - (a) Attach points.
 - (b) Freeness of Bearings.
 - (c) Safety.
 - (d) Autopilot Servos - security.
 - (e) Lubricate Control System. Refer to 12-20-00, Maintenance Practices.
 - (2) Pneumatic Plumbing.
 - (3) Structure.
 - B. Fuselage above Baggage Compartment.
 - (1) Electrical Bundles.
 - (2) Pneumatic Plumbing.
 - (3) Structure.
 - C. Electrical and Electronic Components.
 - (1) Long Range Navigation System.
 - (a) Security in Mountings.
 - (b) Wire Bundles - damage and security.
 - (2) Electronic Engine Controls (Fuel Computers).
 - (a) Security in Mountings.
 - (b) Wire Bundles - damage and security.
 - (c) Inspect Air Filter - cleanliness or obstructions.

MECH	INSP	200	400	800
N/A				X
			X	
			X	
			X	
			X	
				X
			X	
			X	
			X	
			X	
			X	
			X	
		N/A	X	

EFFECTIVITY: ALL

EMPENNAGE - MAINTENANCE PRACTICES

1. Empennage

- A. Horizontal Trim Relays - security and electrical connections.
- B. Horizontal Stabilizer Trim Actuator.
 - (1) Attach Points.
 - (2) Electrical Connections.
 - (3) Inspect actuator, ensure drain holes in bottom of actuator are clear of grease and foreign matter. (If water is present, unit must be replaced. Refer to MOL WW1124/1124A-MOL-05-0001 and 27-40-00, page 402.)

NOTE: It is not necessary to remove trim actuator to do this inspection. However, if actuator is removed for other maintenance it is recommended to do the inspection at that time.
 - (4) Perform Horizontal Stabilizer Trim Actuator Inspection. Refer 27-40-01, Inspection / Check.
- C. Horizontal Stabilizer - condition and security.
 - (1) Attach Points - Forward and Aft.
 - (2) Upper and Lower Scissor Fitting Attach Points for looseness.
 - (3) Upper and Lower skin fasteners at the areas where the aft spar splice fitting is attached and front spar at the area where the lower scissors fitting is attached - Check the fasteners for missing or cracked collars or locking rings for looseness.
 - (a) Shake Stabilizer during inspection.
 - (b) Inspect Scissors Assembly for cracks and security.

MECH	INSP	200	400	800
N/A			X	
			X	
			X	
			X	
			X	
			X	
			X	
			X	
		N/A	X	

EFFECTIVITY: ALL

	MECH	INSP	200	400	800
<p>(4) Check Stabilizer Aft Spar Splice-Hinge Fitting Outboard Lugs for cracks. Refer 55-10-00, Maintenance Practices. Refer to FAA Airworthiness Directive No. 89-12-08.</p> <p>(a) The inspections of Aft Spar Splice Hinge fitting outer lugs, P/N 453005-509, made of titanium are: Initial inspection at 4000 hours and periodical inspections at every 2000 hours (part hours).</p>			X		
	<i>Alch</i>	<i>CS</i>			
<p>(5) Check Stabilizer Assembly for Radial and Axial Play. Refer to 55-10-00, Maintenance Practices.</p> <p><u>NOTE:</u> This check is no longer required when the hinge improvements and scissors installation have been accomplished per Service Bulletin No. 1124-55-021, Part 2, Paragraphs D thru F.</p>	—	<i>N/A</i>	—		X
<p>(6) Structure.</p> <p><u>NOTE:</u> Inspecture structure for general condition, security, cracks, corrosion and loose or missing rivets.</p>	—	<i>N/A</i>	—	X	
<p>(7) Lubricate Stabilizer. Refer 12-20-00, Maintenance Practices.</p> <p>(a) Aft Hinge Fitting Bearings - 3 places pre Service Bulletin No. 1124-55-021 or 1 place (intermediate bearing) on Aircraft 154, 409, 413, 416, 418, 421, 423, 424 and 426 - 442 with production modified hinge.</p> <p><u>NOTE:</u> Lubrication is no longer required when hinge improvement has been accomplished per Service Bulletin No. 1124-55-021, Paragraph 2.D.</p>			—		
			X		
<p>(b) Forward Scissors Assembly post Service Bulletin No. 1124-55-021 (4 places).</p>	<i>CS</i>	<i>Alch</i>	X		

- D. Elevator - general condition and security.
- (1) Elevator Hinge Points.
- (a) Check all Bearings for looseness, roughness, safety and general condition.
- (b) Bonding Jumpers.
- 1 Condition, fraying and security.
- 2 Control Surface Bonding. Refer to 23-60-00, Inspection / Check.
- (2) Elevator Torque Tube - security of attach points, universal joints and taper pins for looseness.
- (3) Stop-Bolts and Stop-Pads - condition and security. Check Travel Stops make contact in both directions of travel.
- (4) Lubricate. Refer 12-20-00, Maintenance Practices.
- (5) Check for separation of skin to honeycomb.
- (a) Visually inspect upper and lower surface of Elevators for local bulging or looseness of skins.
- (b) Tap test by lightly tapping skin with a coin or equivalent and comparing sound to adjacent locations. Separation between skin and honeycomb core can readily be identified by hollow sound to solidly bonded areas. Refer 27-30-00, Inspection / Check, Paragraph 3.
- E. Vertical Stabilizer - condition and security.
- (1) Attach Points.
- (2) Structure.
- F. Rudder - general condition and security.
- (1) Rudder Trim Tab Actuators - attach points.

MECH	INSP	200	400	800
Amg	ES	X		
Amg	ES	X		
—	N/A	—	X	
Amg	ES	X		
Amg	ES	X		
Amg	ES	X		
Amg	ES	X		
Amg	ES	X		
ES	ES	X		
ES	ES	X		
ES	ES	X		

EFFECTIVITY: ALL

- (2) Rudder Hinge Points:
 - (a) Check all bearings for looseness, roughness, safety and general condition.
 - (b) Bonding Jumpers.
 - 1 Condition, fraying and security.
 - 2 Control Surface Bonding. Refer to 23-60-00, Inspection / Check.
- (3) Rudder Attach Points - Stop-Bolts and Stop Pads - condition and security. Check Travel Stops make contact in both directions of travel.
- (4) Rudder Trim Tab for excessive looseness and wear. Refer to 27-20-00, Inspection / Check.
- (5) Lubricate. Refer to 12-20-00, Maintenance Practices.
- G. Tail Skid - condition and security.
- H. Frame Station 540.00 and Ballast and Jack Adapter Mounting (if installed) - condition, damage and correct installation.
- I. Tail Cone and Light - condition and security.
- J. Static Discharge Wicks and Bases - Vertical Stabilizer Cap, Rudder, Horizontal Stabilizer Tip and Elevator.
 - (1) Condition and security.
 - (2) Static Wick Inspection / Check. Refer to 23-60-00, Inspection / Check.
 - (3) Wick Base Bonding Inspection / Check. Refer to 23-60-00, Inspection / Check.

MECH	INSP	200	400	800
	Q	X		
	Q	X		
	- N/A	-	X	
	Q	X		
	Q	X		
	Q	X		
	amg Q	X		
	Q	X		
	amg Q	X		
	amg Q	X		
	- N/A	-	X	
	- N/A	-	X	

EFFECTIVITY: ALL

ENGINE, NACELLE AND PYLON - MAINTENANCE PRACTICES

1. Engine, Nacelle and Pylon

A. Inspect inlet nacelle for cracks, loose rivets, corrosion, security and general condition. Refer 54-00-00, Inspection / Check.

B. P₂T₂ Sensor.

(1) Condition and security.

(2) Heater Operational Test. Refer 30-20-00, Maintenance Practices.

C. Inspect cowl structure, doors, skin and latches for dents, cracks, fit, general condition and operation.

D. Inspect fire detector element for chafing, kinks, security and general condition.

E. Inspect low and high pressure bleed duct for leaks, cracks, fit and general condition.

NOTE: Inspect manifold assembly during engine Major Periodic Inspection or whenever the after body is removed.

F. Inspect the following systems and components for installation, clamping, security, condition, chafing, tube integrity, leakage and safety.

(1) Fuel Lines, Fuel Flow Transmitter, Pressure Switch.

LEFT		RIGHT		200	400	800
MECH	INSP	MECH	INSP			
				X		
				X		
				X		
				X		
				X		
				X		

EFFECTIVITY: ALL

	LEFT		RIGHT		200	400	800
	MECH	INSP	MECH	INSP			
(2) Hydraulic Lines, Attenuator, Hydraulic Pump and Quick Disconnects.	<i>JS</i>	<i>OS</i>	<i>JS</i>	<i>OS</i>	X		
(3) Hydraulic Pump - Remove Drive Spline, inspect and lubricate. Refer 29-10-00, Inspection / Check.	<i>JS</i>	<i>OS</i>	<i>JS</i>	<i>OS</i>	X		
(4) Oil Pressure Lines, Pressure Transmitter and Low Pressure Switch.	<i>JS</i>	<i>OS</i>	<i>JS</i>	<i>OS</i>	X		
(5) Electrical Wiring, Connectors.	<i>JS</i>	<i>OS</i>	<i>JS</i>	<i>OS</i>	X		
G. Inspect Engine Mount and Attachment for security and general condition.	—	—	N/A	—		X	
H. Visually inspect Jet Tail Pipe Nozzles for dents, cracks, bulges and general condition.	<i>JS</i>	<i>OS</i>	<i>JS</i>	<i>OS</i>	X		
I. Check Engine Throttle System for freedom of movement, Control Cable routing, security of clamps, clearance and general condition.	—	—	N/A	—		X	
J. Check Pylons and Firewalls for cracks, condition of Firewall Sealant, security of Hydraulic, Fuel, Electrical Connections and Mechanical Feed-Throughs.	—	—	N/A	—		X	

EFFECTIVITY: ALL

5-20-07

Page 202
Jul 31/2004

THRUST REVERSER - MAINTENANCE PRACTICES

1. Thrust Reverser

NOTE: Deploy Thrust Reverser and install Deploy Ground Locks.

A. With Thrust Reverser Stang Covers and Access Cover (Throttle Retarder Feedback Control) removed, accomplish the following:

- (1) Check Mechanical System including Throttle Retarder Feedback Control and Actuator, Linkage for chafing, distortion, security and evidence of worn bushings.

Due

NOTE: Clean and lubricate Throttle Retarder Cable and Casing. Refer 78-32-00, Maintenance Practices.

- (2) Inspect Thrust Reverser general condition for cleanliness, FOD, fluid accumulation, cracks and loose or working fasteners.
- (3) Inspect Thrust Reverser Actuator Mounting and Stop Bolts for security and safety wire.
- (4) Check Thrust Reverser Door Hinges and Bolts, Latch Hooks and Holes and Fairings for dents, distortion, cracks, corrosion, loose or missing rivets, excessive wear, condition, security and cleanliness.
- (5) Lubricate Thrust Reverser Assembly. Refer 12-20-00, Maintenance Practices.

LEFT		RIGHT		200	400	800
MECH	INSP	MECH	INSP			
				X		
				Every 3 years		
				X		
				X		
					X	
						X

EFFECTIVITY: ALL

	LEFT		RIGHT		200	400	800
	MECH	INSP	MECH	INSP			
(6) Check Thrust Reverser Outer Cowl Panels for dents, distortion, cleanliness and loose or missing rivets.	N/A						X
(7) Check Thrust Reverser Inner Duct Structure for cracks, structural damage, loose or missing rivets, corrosion, distortion and hot spots.							X
(8) Check Thrust Reverser Hydraulic System, including Actuators and Hydraulic Lines, Quick Disconnect for evidence of leaks, cracks, dents, clearance, chafing, tube integrity, condition and security.						X	
(9) Inspect Thrust Reverser Stang Support Structure for structural damage, corrosion and loose or missing rivets.							X
(10) Check Thrust Reverser Electrical System for cracked or burned insulation, loose connections and frayed wires. Electrical components for deterioration and broken or bent pins, security and cleanliness.						X	
(11) Perform Operational Test on Thrust Reverser System, including Thrust Reverser Throttle Retarder Feedback Control. Refer 78-30-00, Maintenance Practices, Paragraphs 2 and 3.							X
(12) 5000 Hour Thrust Reverser Inspection. Grumman (PMINSP-L84-01, available from Gulfstream Aerospace).					5,000 hours		
(13) Perform Thrust Reverser Secondary Latch Solenoid Switch Check. Refer 78-30-00, Maintenance Practices.				N/A			X

EFFECTIVITY: ALL

AUXILIARY (LONG RANGE) FUEL - MAINTENANCE PRACTICES

1. Auxiliary (Long Range) Fuel

A. Tank Area - general condition and leakage.

- (1) Check Auxiliary Fuel System. Refer 28-50-00, Adjustment / Test.

B. Structural Inspection - Disassemble the inboard side wall and visually inspect the following:

- (1) Wall Attachment Points.
- (2) Wall Two-Part Attachment Pins and Hinge.
- (3) Inboard Side Wall Supporting Structure.
- (4) Attachment Points on Supporting Structure.

MECH	INSP	200	400	800
N/A				
		X		
				X
				X
				X
			N/A	X

EFFECTIVITY: ALL

5-20-09

Page 201
Jan 31/2003



GENERAL - MAINTENANCE PRACTICES

1. General

- A. Check that a Preflight Check has been made.
- B. Check that all applicable FAA Airworthiness Directives are complied with.
- C. Review manufacturers service data for applicability.
- D. Check that all aircraft documents are current and in order before release of aircraft.

MECH	INSP	200	400	800
	<i>[Signature]</i>	X		
	<i>[Signature]</i>	X		
	<i>[Signature]</i>	X		
	<i>[Signature]</i>	X		

EFFECTIVITY: ALL



150 / 200 HOUR FLIGHT HOURS INSPECTION - MAINTENANCE PRACTICES

NOTE: All items in this section (5-21-00) may be done at 150 hours or extended to 200 hours to coincide with engine inspection items in the Honeywell Manual. Refer to Light Maintenance TFE7321-2A/-3 T-Rev No. 72-145 dated March 10/04.

1. Engine

Engine Periodic Inspection. Refer 72-00-00, Inspection / Check section of applicable AlliedSignal Aerospace Light Maintenance Manual.

NOTE: For Engine, Nacelle and Pylon Inspection, Refer 5-20-07, Maintenance Practices.

2. Starter-Generator

- A. Electrical Leads and Cooling Duct - condition and security.
- B. Cooling Fan - nicks and blade damage.
- C. Brushes Wear Check - Refer 80-10-00, Maintenance Practices and / or Lucas Aerospace Maintenance Manual, File No. 23700.

3. General

- A. Check that a Preflight Inspection has been made.
- B. Check all applicable FAA Airworthiness Directives and Manufacturers' Service Bulletins. Make required log book entries.
- C. Check that all aircraft documents are current and in order before release of aircraft.

LEFT		RIGHT	
MECH	INSP	MECH	INSP

EFFECTIVITY: ALL

Honeywell

LIGHT MAINTENANCE MANUAL TFE731-2A/-3 (REPORT NO. 72-02-15)

L/H

Aircraft S/N 368
Engine S/N P-77482
Engine TSN/CSN 8697.2/6192
Date: 3/13/08 Position L/H

150 TO 200 HOUR INSPECTION

(Refer to Table 603)

Oil and Filter Analysis

Chip Detector

**[Pre SB TFE731-72-3124, Pre SB
TFE731-72-3128]** Accessory Drive
Splines - Starter/Generator and
Alternator Drive Splines

MECHANIC

INSPECTOR

JJS
JJS

CS
J

300 TO 400 HOUR INSPECTION

(Refer to Table 603)

**[Pre SB TFE731-72-3124, Pre SB
TFE731-72-3128]** Accessory Drive
Splines - Starter/Generator and
Alternator Drive Splines

Fan Rotor Assembly Blades

N/A
N/A

N/A
N/A

72-00-00

(FAA APPROVED)

Page 1 of 1
Mar 10/04

Honeywell

LIGHT MAINTENANCE MANUAL TFE731-2A/-3 (REPORT NO. 72-02-15)

Aircraft S/N 368
Engine S/N P-71488
Engine TSN/CSN 8485-7/6889
Date: 3/13/08 Position RTH

150 TO 200 HOUR INSPECTION

(Refer to Table 603)

MECHANIC

INSPECTOR

Oil and Filter Analysis

Chip Detector

**[Pre SB TFE731-72-3124, Pre SB
TFE731-72-3128]** Accessory Drive
Splines - Starter/Generator and
Alternator Drive Splines

JG
JG

OS
[Signature]

300 TO 400 HOUR INSPECTION

(Refer to Table 603)

**[Pre SB TFE731-72-3124, Pre SB
TFE731-72-3128]** Accessory Drive
Splines - Starter/Generator and
Alternator Drive Splines

Fan Rotor Assembly Blades

N/A

N/A

N/A

N/A

72-00-00

(FAA APPROVED)

Page 1 of 1

Mar 10/04

2-08

WORK ORDER DETAIL

Southwind Aviation

5406 N Rockwell
Bethany, OK 73008

February 20, 2008

Telephone: 405-491-0500

Fax: 405-491-0044

REMIT TO:
P.O. Box 1256
Oakland, Florida 34760-1256

Work Order: 7002

Title: Southwind Aviation

Department: Billing

Customer: Southwind Aviation
Address: Ship to: Florida
5406 N Rockwell
Bethany, OK 73008

Contact Name:
Account Code: 20-0637770
Target Date:
Invoice #:
Date Closed:

Status: Open
P.O. #: PO07-01969
Job #:
Created: 12/6/2007
Posted:

REMIT TO:
P.O. Box 1256
Oakland, Florida 34760-1256

Item: 1 **Starter/Generator** **Part #:** 23065-018-1 **Serial #:** 997


Squawk: 1 **Discrepancy:** Component Due Overhaul
Bearings and brushes worn.
Drive shaft worn.
Drive end bell I.D. oversized.
Thermal switch stuck open.
Field windings overheated.
Data plate damaged.
Fan cover damaged.

Resolution: Installed new bearings and brushes.
Replaced drive shaft.
Replaced drive end bell.
Replaced thermal switch.
Replaced field.
Replaced data tag.
Replaced fan cover.

Overhauled and tested I.A.W. C.M.M. for 23065-018-1 ATA 24-30-73

Signed Off: 2/20/2008 **By:** Christopher Fischer
Inspected: 2/20/2008 **By:** Jim Nalley Jr
Completed: 2/20/2008 **By:** Jim Nalley Jr

* End of Report *

1. Approving National Aviation Authority/Country: FAA/United States		2. AUTHORIZED RELEASE CERTIFICATE FAA Form 8130-3, AIRWORTHINESS APPROVAL TAG				3. Form Tracking Number: A07002	
4. Organization Name and Address: Southwind Aviation Supply L.L.C. 5406 N. Rockwell, Bethany, Okla. 73008					5. Work Order/Contract/Invoice Number: 07002		
6. Item:	7. Description:	8. Part Number:	9. Eligibility: *	10. Quantity:	11. Serial/Batch Number:	12. Status/Work:	
1	Starter Generator	23065-018-1	N/A	1	997	OVERHAULED	
13. Remarks: All work has been performed in accordance with the relevant components maintenance manual, service bulletins, service information letters, and any applicable FAA approved data. Southwind Aviation certifies that the work specified in blocks 12 and 13 was performed in accordance with EASA Part145, and with respect to that work, the aircraft component(s) is (are) approved for return to service under EASA Acceptance Certificate Number 145. 5653							
14. Certifies the items identified above were manufactured in conformity to: <input type="checkbox"/> Approved design data and are in a condition for safe operation. <input type="checkbox"/> Non-approved design data specified in Block 13.				19. <input checked="" type="checkbox"/> 14 CFR 43.9 Return to Service <input checked="" type="checkbox"/> Other regulation specified in Block 13 Certifies that unless otherwise specified in Block 13, the work identified in Block 12 and described in Block 13 was accomplished in accordance with Title 14, Code of Federal Regulations, part 43 and in respect to that work, the items are approved for return to service.			
15. Authorized Signature:		16. Approval/Authorization No.:		20. Authorized Signature: 		21. Approval/Certificate No.: UO9R076Y	
17. Name (Typed or Printed):		18. Date (m/d/y):		22. Name (Typed or Printed): Jim Nalley, Quality Manager		23. Date (m/d/y): FEB/20/2008	
User/Installer Responsibilities							
It is important to understand that the existence of this document alone does not automatically constitute authority to install the part/component/assembly. Where the user/installer performs work in accordance with the national regulations of an airworthiness authority different than the airworthiness authority of the country specified in Block 1, it is essential that the user/installer ensures that his/her airworthiness authority accepts parts/components/assemblies from the airworthiness authority of the country specified in Block 1. Statements in Blocks 14 and 19 do not constitute installation certification. In all cases, aircraft maintenance records must contain an installation certification issued in accordance with the national regulations by the user/installer before the aircraft may be flown.							

STACO SWITCH


A Components Corporation of America Company

CERTIFICATION OF COMPLIANCE

DATE: 07/27/05
P. O. NUMBER: A6904147V
PART NUMBER: 46S08A-53, 46S07D-34, 45S08D-47
SPEC. / DWG. # SAME
SALES ORDER# 51573-1
QUANTITY SHIPPED: see shipper
INSP/TEST WAS: VARIABLE
QUANTITY INSP / TEST: 100%
LOC. OF INSP / TEST: STACOSWITCH
DATE OF INSP / TEST: 7/26/2005

STACOSWITCH CERTIFIES THAT ALL MATERIALS SHIPPED ON THE SUBJECT PURCHASE ORDER CONFORMS TO THE MANUFACTURERS SPECIFICATIONS AND / OR ALL OTHER SPECIFICATIONS TO WHICH THEY WERE ORDERED.

STACOSWITCH FURTHER WARRANTS THAT INSPECTION AND TEST RECORDS ARE ON FILE AND AVAILABLE AT STACOSWITCH FOR CUSTOMER OR GOVERNMENT REVIEW.



AUTHORIZED SIGNATURE
QUALITY ASSURANCE REPRESENTATIVE
STACOSWITCH, INC.

7/27/2005
DATE



**4123 Muncy Rd
Jacksonville, Florida 32207
904-396-6655 Fax 904-398-3492**

Material Certification

Date 5/18/2007

Customer Worthington Aviation Parts Inc.
Compound Number Neoprene
MIL FAR. Specs MIL-R-6855 Type 2
Quantity 300 FT.
Part or Dimension T-155-72
Batch Number N/A
Date of Manufacture 10/00
Shelf Life 10 Years
Customer P.O. number 16423
Brown Aircraft Invoice Number 27277

Quality Assurance Manager Joe Boston Jr.

1. Approving National Aviation Authority/Country: FAA/United States		2. AUTHORIZED RELEASE CERTIFICATE FAA Form 8130-3, AIRWORTHINESS APPROVAL TAG				3. Form Tracking Number: A07002	
4. Organization Name and Address: Southwind Aviation Supply L.L.C. 5406 N. Rockwell, Bethany, Okla. 73008						5. Work Order/Contract/Invoice Number: 07002	
6. Item:	7. Description:	8. Part Number:	9. Eligibility: *	10. Quantity:	11. Serial/Batch Number:	12. Status/Work:	
1	Starter Generator	23065-018-1	N/A	1	997	OVERHAULED	
13. Remarks: All work has been performed in accordance with the relevant components maintenance manual, service bulletins, service information letters, and any applicable FAA approved data. Southwind Aviation certifies that the work specified in blocks 12 and 13 was performed in accordance with EASA Part145, and with respect to that work, the aircraft component(s) is (are) approved for return to service under EASA Acceptance Certificate Number 145. 5653							
14. Certifies the items identified above were manufactured in conformity to: <input type="checkbox"/> Approved design data and are in a condition for safe operation. <input type="checkbox"/> Non-approved design data specified in Block 13.				19. <input checked="" type="checkbox"/> 14 CFR 43.9 Return to Service <input checked="" type="checkbox"/> Other regulation specified in Block 13 Certifies that unless otherwise specified in Block 13, the work identified in Block 12 and described in Block 13 was accomplished in accordance with Title 14, Code of Federal Regulations, part 43 and in respect to that work, the items are approved for return to service.			
15. Authorized Signature:		16. Approval/Authorization No.:		20. Authorized Signature: 		21. Approval/Certificate No.: UO9R076Y	
17. Name (Typed or Printed):		18. Date (m/d/y):		22. Name (Typed or Printed): Jim Nalley, Quality Manager		23. Date (m/d/y): FEB/20/2008	
User/Installer Responsibilities							
It is important to understand that the existence of this document alone does not automatically constitute authority to install the part/component/assembly. Where the user/installer performs work in accordance with the national regulations of an airworthiness authority different than the airworthiness authority of the country specified in Block 1, it is essential that the user/installer ensures that his/her airworthiness authority accepts parts/components/assemblies from the airworthiness authority of the country specified in Block 1. Statements in Blocks 14 and 19 do not constitute installation certification. In all cases, aircraft maintenance records must contain an installation certification issued in accordance with the national regulations by the user/installer before the aircraft may be flown.							

Southwind Aviation

5406 N Rockwell
Bethany, OK 73008

WORK ORDER DETAIL

February 20, 2008

Telephone: 405-491-0500

Fax: 405-491-0044

REMIT TO:
P.O. Box 1256
Oakland, Florida 34760-1256

Work Order: 7002

Title: Southwind Aviation

Department: Billing

Customer: Southwind Aviation
Address: Ship to: Florida
5406 N Rockwell
Bethany, OK 73008

Contact Name:
Account Code: 20-0637770
Target Date:
Invoice #:
Date Closed:

Status: Open
P.O. #: PO07-01969
Job #:
Created: 12/6/2007
Posted:

REMIT TO:
P.O. Box 1256
Oakland, Florida 34760-1256

Item: 1 **Starter/Generator** **Part #:** 23065-018-1 **Serial #:** 997

Squawk: 1 **Discrepancy:** Component Due Overhaul
Bearings and brushes worn.
Drive shaft worn.
Drive end bell I.D. oversized.
Thermal switch stuck open.
Field windings overheated.
Data plate damaged.
Fan cover damaged.

Resolution: Installed new bearings and brushes.
Replaced drive shaft.
Replaced drive end bell.
Replaced thermal switch.
Replaced field.
Replaced data tag.
Replaced fan cover.

Overhauled and tested I.A.W. C.M.M. for 23065-018-1 ATA 24-30-73

Signed Off: 2/20/2008 **By:** Christopher Fischer

Inspected: 2/20/2008 **By:** Jim Nalley Jr

Completed: 2/20/2008 **By:** Jim Nalley Jr

* End of Report *



A Components Corporation of America Company

CERTIFICATION OF COMPLIANCE

DATE: 07/27/05
P. O. NUMBER: A6904147V
PART NUMBER: 46S08A-53 ,46S07D-34 ,45S08D-47
SPEC. / DWG. # SAME
SALES ORDER# 51573-1
QUANTITY SHIPPED: see shipper
INSP/TEST WAS: VARIABLE
QUANTITY INSP / TEST: 100%
LOC. OF INSP / TEST: STACOSWITCH
DATE OF INSP / TEST: 7/26/2005

STACOSWITCH CERTIFIES THAT ALL MATERIALS SHIPPED ON THE SUBJECT PURCHASE ORDER CONFORMS TO THE MANUFACTURERS SPECIFICATIONS AND / OR ALL OTHER SPECIFICATIONS TO WHICH THEY WERE ORDERED.

STACOSWITCH FURTHER WARRANTS THAT INSPECTION AND TEST RECORDS ARE ON FILE AND AVAILABLE AT STACOSWITCH FOR CUSTOMER OR GOVERNMENT REVIEW.

[Signature]
AUTHORIZED SIGNATURE
QUALITY ASSURANCE REPRESENTATIVE
STACOSWITCH, INC.

7/27/2005
DATE

CERTIFICATE OF CONFORMANCE

4. Organization Name and Address:

ISRAEL AEROSPACE INDUSTRIES LTD (IAI)
BEN GURION INTERNATIONAL AIRPORT 70100
ISRAEL

5. Work Order/Contract/Invoice Number:

4200 72309440

6. Item	7. Description:	8. Part Number:	9. Eligibility :	10. Quantity:	11. Serial / Batch No.:	12. Status/work
1	ROLLER	123585-21	WESTWIND	15/EA	N/A	NEW
2	MANIFOLD	3603554-001	WESTWIND	14/EA	B/N: 70638B	NEW
3	SLEEVE	4783108-503	WESTWIND	5/EA	B/N: 67879A	NEW
4	SLEEVE	4783108-503	WESTWIND	1/EA	B/N: 70638D	NEW
5	SLEEVE	4783108-503	WESTWIND	44/EA	B/N: 70638D	NEW

* Limited life parts must be accompanied by maintenance history including total time/total cycles/time since new

13. Remarks :

EXPORT TO U.S.A.

ITEM NO. 1) B/P NUMBER: 123585/AF.

ITEM NO. 2) B/P NUMBER: 3603554/A. CURE DATE: 11/2007. SHELF LIFE 36 MONTHS.

ITEM NO. 3) B/P NUMBER: 4783108/AU.

CURE DATE: 09/2005. SHELF LIFE 36 MONTHS.

ITEM NO. 4 & 5) B/P NUMBER: 4783108/AU.


CURE DATE: 10/2007. SHELF LIFE 36 MONTHS.

SEE BLOCK 13	BL-13	WESTWIND
B/P Number	Issue	Project

STATEMENT OF CONFORMANCE

WE CERTIFY THAT THE PRODUCTS IN THIS SHIPMENT HAVE BEEN INSPECTED AND ARE IN COMPLIANCE WITH THE APPLICABLE DRAWINGS, SPECIFICATIONS AND PURCHASE ORDER OR CONTRACT REQUIREMENTS. THIS SHIPMENT IS COVERED BY TEST AND/OR INSPECTION REPORTS AVAILABLE FOR REVIEW UPON REQUEST.

SEGEV YOSEPH



INSPECTOR


DEC. 12. 2007

Name and Signature

Chief Inspector

Date

12-07

1. State of Israel Ministry of Transport Civil Aviation Authority (CAAI)		2. AUTHORIZED RELEASE CERTIFICATE CAAI FORM 8130-3 AIRWORTHINESS APPROVAL TAG			3. Form Tracking Number: 42AT42009263	
4. Organization Name and Address: ISRAEL AEROSPACE INDUSTRIES LTD (IAI) BEN GURION INTERNATIONAL AIRPORT 70100 ISRAEL				5. Work Order/Contract/Invoice Number: 4200 72309440		
6. Item:	7. Description:	8. Part Number:	9. Eligibility *:	10. Quantity:	11. Serial / Batch No:	12. Status/work
1	ROLLER	123585-21	WESTWIND	15/EA	N/A	NEW
2	MANIFOLD	3603554-001	WESTWIND	14/EA	B/N: 70638B	NEW
3	SLEEVE	4783108-503	WESTWIND	5/EA	B/N: 67879A	NEW
4	SLEEVE	4783108-503	WESTWIND	1/EA	B/N: 70638D	NEW
5	SLEEVE	4783108-503	WESTWIND	44/EA	B/N: 70638D	NEW
13. Remarks : EXPORT TO U.S.A. ITEM NO. 1) B/P NUMBER: 123585/AF. ITEM NO. 2) B/P NUMBER: 3603554/A. CURE DATE: 11/2007. SHELF LIFE 36 MONTHS. ITEM NO. 3) B/P NUMBER: 4783108/AU. CURE DATE: 09/2005. SHELF LIFE 36 MONTHS. ITEM NO. 4 & 5) B/P NUMBER: 4783108/AU. CURE DATE: 10/2007. SHELF LIFE 36 MONTHS.						
14. Certifies the items identified above were manufactured in conformity to: <input checked="" type="checkbox"/> Approved design data and are in condition for safe operation. <input type="checkbox"/> Non-approved design data specified in block 13.				19. <input checked="" type="checkbox"/> CAAI ANR Return to service <input type="checkbox"/> Other regulations specified in block 13 Certifies that unless otherwise specified in block 13, the work identified in block 12 and described in block 13 was accomplished in accordance with CAAI Air Navigation Regulations and in respect to that work, the items are approved for return to service.		
15. Authorized Signature: 		16. Approval/Authorization No.: CAAI AE 52		20. Authorized Signature:		21. Approval/Certificate No.:
17. Name (Typed or Printed): M. SHNYDMAN		18. Date (m/d/y): DEC 12 2007		22. Name (Typed or Printed):		23. Date (m/d/y):
User/Installer Responsibilities						
It is important to understand that the existence of this Document alone does not automatically constitute authority to install the part/component/assembly. Where the user/installer works in accordance with the national regulations of an airworthiness authority different than the airworthiness authority of the country specified in block 1, it is essential that the user/installer ensures that his/her airworthiness authority accepts parts/components/assemblies from the airworthiness authority of the country specified in block 1. Statements 14 and 19 do not constitute installation certification. In all cases, aircraft maintenance records must contain an installation certification issued in accordance with the national regulations by the user/installer before the aircraft may be flown.						
CAAI Form 8130-3 (March, 2006) *Installer must cross-check eligibility with applicable technical data						



**4123 Muncy Rd
Jacksonville, Florida 32207
904-396-6655 Fax 904-398-3492**

Material Certification

Date 5/18/2007

Customer Worthington Aviation Parts Inc.
Compound Number Neoprene
MIL FAR. Specs MIL-R-6855 Type 2
Quantity 300 FT.
Part or Dimension T-155-72
Batch Number N/A
Date of Manufacture 10/00
Shelf Life 10 Years
Customer P.O. number 16423
Brown Aircraft Invoice Number 27277

Quality Assurance Manager Joe Boston Jr.


10-07

1. Approving National Aviation Authority/Country: FAA/United States	2. AUTHORIZED RELEASE CERTIFICATE FAA Form 8130-3, AIRWORTHINESS APPROVAL TAG	3. Form Tracking Number: B0700818117
---	---	---

4. Organization Name and Address: Honeywell International, Inc. 1944 E. Sky Harbor Circle Phoenix, AZ 85034	PRODUCTION APPROVAL PC413NM	5. Work Order/Contract/Invoice Number: S34875-001 REPL-A07283 010	PAGE 1 / 1
---	--------------------------------	--	------------

6. Item:	7. Description:	8. Part Number:	9. Eligibility:*	10. Quantity:	11. Serial / Batch No:	12. Status / Work:
001	PACKING	M83248/1-036	N/A	30	N/A	NEW
002	FILTER ELEMENT	3070945-1	N/A	30	N/A	NEW

13. Remarks:
 THIS FORM IS ISSUED AT 1944 E. SKY HARBOR CIRCLE PHOENIX, AZ 85034 AS AUTHORIZED BY THE PRODUCTION APPROVAL HOLDER AIRWORTHINESS APPROVAL
 THE PART NUMBERS REFERENCED IN BLOCK 8 OF THIS AIRWORTHINESS CERTIFICATE IN ADDITION TO THE ENCLOSED KIT CONTENTS LIST MAKE UP KIT PART NUMBER: 831044-1
 THIS RELEASE CERTIFICATE IS FOR A TOTAL OF 30 INDIVIDUAL KITS PER THE WORK ORDER NUMBER REFERENCED IN BLOCK 5.

14. Certifies the items identified above were manufactured in conformity to: <input checked="" type="checkbox"/> Approved design data and are in a condition for safe operation. <input type="checkbox"/> Non-approved design data specified in Block 13.	19. <input type="checkbox"/> 14 CFR 43.9 Return to Service <input type="checkbox"/> Other regulation specified in Block 13 Certifies that unless otherwise specified in Block 13, the work identified in Block 12 and described in Block 13 was accomplished in accordance with Title 14, Code of Federal Regulations, part 43 and in respect to that work, the items are approved for return to service.
15. Authorized Signature: 	16. Approval/Authorization No: ODARF602216NM
17. Name (Typed or Printed): MARK FIELDS	18. Date (m/d/y): OCT/11/2007

User/Installer Responsibilities

It is important to understand that the existence of this document alone does not automatically constitute authority to install the part/component/assembly. Where the user/installer performs work in accordance with the national regulations of an airworthiness authority different than the airworthiness authority of the country specified in Block 1, it is essential that the user/installer ensures that his/her airworthiness authority accepts parts/components/assemblies from the airworthiness authority of the country specified in Block 1. Statements in Blocks 14 & 19 do not constitute installation certification. In all cases, aircraft maintenance records must contain an installation certification issued in accordance with the national regulations by the user/installer before the aircraft may be flown.

10-07

WORK ORDER

Make IAI	Model 1124A	N# 83SG	Serial # 368	Tach.	WO # WW1072
Warranty Start Date	Left Eng. S/N	Time		Date Rcvd.	
Engine Model	Right Eng. S/N	Time		Delivery Date	
Owner's Name Arthur & Arthur					Begin 10-26-2007
Address P. O. Box 7967					Completed 10-31-2007
City Missoula, MT 55807 Phone					Written by W. O'Berg
Pmt. Method <input type="checkbox"/> Cash <input type="checkbox"/> Charge <input type="checkbox"/> Credit Card <input type="checkbox"/> Credit Approved by					

Work Scope

MAINTENANCE RELEASE

The Aircraft identified above/below was repaired and inspected in accordance with current instructions contained in 1124 Maintenance Manual. The Maintenance Rules of the Federal Aviation Regulation under which the operator is certificated and is approved for return to service as per those requirements. Pertinent details of the repair are on file at this repair station under Work Order No. WW1072 Date 10-31-2007

Signed W. O'Berg
for Aviation Services Unlimited, Inc., Hangar 6, Wiley Post Airport, Bethany, OK 73008 CRS#X6UR264N

Item	Labor	Total Time	P	Off	S	Off	Removed	Mech	Insp.
1.	ST OT		<input checked="" type="checkbox"/>	249K83-3	<input checked="" type="checkbox"/>		JB / W6		<input checked="" type="checkbox"/>
			<input checked="" type="checkbox"/>	249K83-3	<input checked="" type="checkbox"/>		Repaired		
Discrepancy Replace left and right tires.									
L/H OFF 1/2N 61461180 / ON 61531020 - R/H OFF 61571015 / ON 70931296									
Corrective Action Remove old tires from the LH & RH main, tire down									
Asys, cleaned, and inspected, installed new tires & several									
reinstalled brake lines etc & several. All work performed & held 1124 mph									
							Reinstalled		<input checked="" type="checkbox"/>
							Functional Test		<input checked="" type="checkbox"/>
							Date Completed		<input checked="" type="checkbox"/>
							10/29/07		<input checked="" type="checkbox"/>

Item	Labor	Total Time	P	Off	S	Off	Removed	Mech	Insp.
2.	ST OT		<input checked="" type="checkbox"/>		<input checked="" type="checkbox"/>		BB		<input checked="" type="checkbox"/>
			<input checked="" type="checkbox"/>		<input checked="" type="checkbox"/>		Repaired		<input checked="" type="checkbox"/>
Discrepancy Low heat air output in cabin.									
Corrective Action Ran A/C & confirmed a heat problem, removed all seats &									
sidewalk and inspected for defects in the heat plumbing none found.									
installed the sidewalk properly to allow air flow. Reinstalled all interior									
							Reinstalled		<input checked="" type="checkbox"/>
							Functional Test		<input checked="" type="checkbox"/>
							Date Completed		<input checked="" type="checkbox"/>
							10/29/07		<input checked="" type="checkbox"/>

Item	Labor	Total Time	P	Off	S	Off	Removed	Mech	Insp.
3.	ST OT		<input checked="" type="checkbox"/>		<input checked="" type="checkbox"/>				
			<input checked="" type="checkbox"/>		<input checked="" type="checkbox"/>		Repaired		
Discrepancy Baggage doors warning lights stay on with doors locked.									
Corrective Action Removed Door Covers at latches. Found that									
micro switches. Not hooked up. Reconnected wires to									
switches. ops checked system light still would not									
							Reinstalled		
							Functional Test		
							Date Completed		

CONDITIONS OF REPAIR ORDER. I hereby authorize the repair work to be done along with necessary materials, and hereby grant you and/or your employees and agents permission to operate the aircraft or part herein described for the purpose of testing and/or inspection. I further agree to indemnify and hold you harmless from any and all claims, damages, loss or liability which may occur directly or indirectly from this work, testing and/or inspection, and I further agree that you will not be responsible for any loss or damage to any articles of personal property of any kind or character in case of loss by fire, theft, accident or other cause beyond your control. The labor and materials are ordered by me, for which I have authority to pay, to be listed at your regular prices. I agree to pay cash when the work is completed or on terms satisfactory to you, and until paid, such obligation shall constitute a lien on the aircraft described herein. I agree to pay legal interest upon any past due, delinquent account for the work provided for herein, as well as collection costs including reasonable attorney's fees, and I hereby waive all rights to claim exemption under any state laws.

Owner or Owner's Authorized Agent (signed) _____ Title _____ Date _____

OVERTIME (if needed)
 Approved
 Not Approved

ASUWO-1 White - Customer Yellow - Service Dept. Pink - Business Office

ITEM	LABOR	TOTAL TIME	P	OFF	S	OFF	REMOVED	MECH.	INSP.
	ST OT		N	ON	N	ON			
3 Cont									
DISCREPANCY							REPAIRED		
CORRECTIVE ACTION							REINSTALLED		
go out. Test switches with Ohms meter and Found To high of Resistance and Contacts Intermittent also Found that Bolt Lock assemblies. were Extremely worn allowing play in system and causing switches to be							FUNCTIONAL TEST		
							DATE COMPLETED		
3 Cont									
DISCREPANCY							REPAIRED		
CORRECTIVE ACTION							REINSTALLED		
intermittent Removed Bolt Locks and micro switches. and Replaced with New Locks with same Key also Installed Two New micro switches. P/N M\$ 25253-1 and reconnected wires. System ops check good. Reinstalled latch							FUNCTIONAL TEST		
							DATE COMPLETED		
3 Cont									
DISCREPANCY							REPAIRED		
CORRECTIVE ACTION							REINSTALLED		
Covers and Reglued velcro as Needed so Baggage liners could be reinstalled.							FUNCTIONAL TEST		
							DATE COMPLETED		
							10-30-07		
ITEM	LABOR	TOTAL TIME	P	OFF	S	OFF	REMOVED	MECH.	INSP.
	ST OT		N	ON	N	ON			
DISCREPANCY							REPAIRED		
CORRECTIVE ACTION							REINSTALLED		
							FUNCTIONAL TEST		
							DATE COMPLETED		
ITEM	LABOR	TOTAL TIME	P	OFF	S	OFF	REMOVED	MECH.	INSP.
	ST OT		N	ON	N	ON			
DISCREPANCY							REPAIRED		
CORRECTIVE ACTION							REINSTALLED		
							FUNCTIONAL TEST		
							DATE COMPLETED		
ITEM	LABOR	TOTAL TIME	P	OFF	S	OFF	REMOVED	MECH.	INSP.
	ST OT		N	ON	N	ON			
DISCREPANCY							REPAIRED		
CORRECTIVE ACTION							REINSTALLED		
							FUNCTIONAL TEST		
							DATE COMPLETED		

SERVICEABLE UNIT DATA

PART NAME WW MAIN TIREPART # 249K83-3SERIAL # 70931296COND. New MOD # _____

Made Serviceable & Shop Records Completed by:

VENDOR AVIALL

VENDOR W.O.# _____

DATE 10/23/7 STA. _____ASU RECEIVING INSPECTOR # 53DATE 10/23/7 P.O.# 20247QUANTITY 1 W.O.# STOCK

UNIT SHELF LIFE EXPIRES: _____

UNIT INSTALLED DATA

A/C # 368POSITION R/H Main
INSTALLED BY Bartlett / GarrisonMO. 10 DAY 26 YR. 07 STA. _____

REPAIRABLE UNIT DATA

PART NAME _____

Part # _____

Serial # _____

REMOVED FROM _____

ACFT NO. _____

POSITION _____

REMOVED _____

BY _____

MO. _____ DAY _____ YR. _____ STA. _____

A/C TAT: _____

TSO: _____

REASON FOR REMOVAL

WORN.

SERVICEABLE UNIT DATA

PART NAME MAIN TIREPART # 249K93-3SERIAL # 61531020COND. new MOD # _____

Made Serviceable & Shop Records Completed by:

VENDOR AVIALL

VENDOR W.O.# _____

DATE 6/5/7 STA. _____ASU RECEIVING INSPECTOR # 53DATE 6/5/7 P.O.# 19954QUANTITY 1 W.O.# Stock

UNIT SHELF LIFE EXPIRES: _____

UNIT INSTALLED DATA

A/C # 368POSITION 4th MainINSTALLED BY Bartlett/GarrisonMO. 10 DAY 26 YR. 07 STA. _____

REPAIRABLE UNIT DATA

PART NAME _____

Part # _____

Serial # _____

REMOVED FROM _____

ACFT NO. _____

POSITION _____

REMOVED _____

BY _____

MO. _____ DAY _____ YR. _____ STA. _____

A/C TAT: _____

TSO: _____

REASON FOR REMOVAL

worn

SERVICEABLE UNIT DATA

PART NAME ScrewPART # M# 35206-219SERIAL # N/ACOND. New MOD # _____

Made Serviceable & Shop Records Completed by:

VENDOR HARDWARE INC

VENDOR W.O.# _____

DATE 10/30/7 STA. _____ASU RECEIVING INSPECTOR # 53DATE 10/30/7 P.O.# 20278QUANTITY 6 W.O.# 441072-3

UNIT SHELF LIFE EXPIRES: _____

UNIT INSTALLED DATA

A/C # 368POSITION FWD Baggage DoorINSTALLED BY BartlettMO. 10 DAY 30 YR. 07 STA. _____

REPAIRABLE UNIT DATA

PART NAME _____

Part # _____

Serial # _____

REMOVED FROM _____

ACFT NO. _____

POSITION _____

REMOVED _____

BY _____

MO. _____ DAY _____ YR. _____ STA. _____

A/C TAT: _____

TSO: _____

REASON FOR REMOVAL

Stripped Heads

SERVICEABLE UNIT DATA

PART NAME SWITCHPART # M# 25253-1SERIAL # N/ACOND. New MOD # _____

Made Serviceable & Shop Records Completed by:

VENDOR AviAll

VENDOR W.O.# _____

DATE 10/30/7 STA. _____ASU RECEIVING INSPECTOR # 53DATE 10/30/7 P.O.# 26275QUANTITY 2 W.O.# WW1072-3

UNIT SHELF LIFE EXPIRES: _____

UNIT INSTALLED DATA

A/C # 368POSITION INSTALLED FWL Baggage DoorBY BartlettMO. 10 DAY 30 YR. 07 STA. _____

REPAIRABLE UNIT DATA

PART NAME _____

Part # _____

Serial # _____

REMOVED FROM _____

ACFT NO. _____

POSITION _____

REMOVED _____

BY _____

MO. _____ DAY _____ YR. _____ STA. _____

A/C TAT: _____

TSO: _____

REASON FOR REMOVAL

Bad.

3.07

A/C Reg. N83SG, Model: Westwind 1124A, S/N 368
AFTT: 8990.4 Ldgs: 6492
Left Engine, S/N P77482, TT: 8584.2 Cycles: 6121
Right Engine, S/N P77488, TT: 8882.7 Cycles: 6348

Performed Monthly Visual Inspection on the Cockpit and Cabin Portable Fire Extinguishers.
Complied with Annually Weight Check the Cockpit and Cabin Portable Fire Extinguishers.
Removed / reinstalled right main wheel assembly, P/N 5002806-2, S/N Jul 03-122 after
installed a new tire, P/N 249K83-3, S/N 61351178. The wheel bolts, washers, nuts were
NDT by Aero Lift CRS No. XV1R626K on W0. N0. 409633. Disassembly, Cleaned, and
Reassembled Main Wheels in accordance with Aircraft Braking
Systems Component Manual. Installed main wheel assembly in accordance with 1124
Maintenance Manual Chapter 32-40-00. *copy*
Change Left Engine Oil, added Mobil 254 oil.+
Removed / Reinstalled Right Main Boost Pump, P/N 2070C01T3, S/N T-023 after
overhaul by Hatfield Aviation CRS No. ED2R790K. on WO No. 64048.
Removed/ Reinstalled Right Engine Oil Indicator, P/N 124.251, S/N 78B0013 after repair
by Rogerson Aircraft Corporation CRS No. R2CR607J on Wo. No. .

Signature: _____ Date: 03/01/2007
Lester Lee Berkheiser

Cert No. 1867510 A & P

For: Starlite Aviation
8430 Larson
Houston, Texas 77061 145 163

A/C Reg. N83SG, Model: Westwind 1124A, S/N 368
AFTT: 8990.4 Ldgs: 6492
Left Engine, S/N P77482, TT: 8584.2 Cycles: 6121

Took SOAP Sample, Replaced Oil Filter
Change Left Engine Oil, Added Mobil 254 oil.

Signature: _____ Date: 03/01/2007
Lester Lee Berkheiser

Cert No. 1867510 A & P

For: Starflite Aviation
8430 Larson
Houston, Texas 77061 145 163

A/C Reg. N83SG Model: Westwind 1124A, S/N 368
AFTT: 8992.6 Ldgs: 6496
Left Engine, S/N P77482, TT: 8586.4 Cycles: 6125
Right Engine, S/N P77488, TT: 8884.9 Cycles: 6352

"This aircraft has been removed from StarFlite Aviation Continuous Maintenance Program a current status report of the aircraft along with all records was given to the new owner"

Signature: _____ Date: 03/05/2007
Lester Lee Berkheiser

Cert No. 1867510 A & P

For: Starflite Aviation
8430 Larson
Houston, Texas 77061

COPY

3-07

Starflite Aviation Repair Station #: _____ Log #: _____
 8430 Larson Telephone: 713-644-4800 Fax: 713-644-7939
 Houston, Texas 77061

CUSTOMER: R & S Aircraft Investment:	AIRCRAFT SERIAL NUMBER: 368	PAGE NUMBER: Page 1 of 1
CUSTOMER CONTACT: Jeff Ware	AIRCRAFT TOTAL TIME: N83SG	WORK ORDER #: F163
CONTACT TELEPHONE: 713-644-4800	ITEM DESCRIPTION: UNSCHEDULED	PRINTED: 3/1/2007 11:45:58AM
MANUFACTURER: Israel Aircraft Industries	PART / MODEL NUMBER: 1124A	SERIAL NUMBER: 368
CUSTOMER ADDRESS: 5902 Sovereign Houston, Texas 77036 United States	TOTAL TIME:	TOTAL CYCLES:
	TSN / TSO: N/A	CSN / CSO: N/A
		DATE IN:
		DATE OUT:



ITEM / SQUAWK: 2.6	DATE OPENED: 2/20/2007	OPENED BY: LARRY PAUL BARRETT	SIGN OFF: LARRY PAUL BARRETT	INSPECTOR #1: BRIAN SEAN LYNCH
WORK ORDER #: F163	DATE CLOSED: 3/1/2007	COMPLETED BY: BRIAN SEAN LYNCH	FUNCTIONAL TEST: N/A	INSPECTOR #2: N/A
DISCREPANCY: DEFUEL AIRCRAFT				
RESOLUTION: ENTERED ON WRONG WORK ORDER				
PART NUMBER OFF:	PART NUMBER ON:	SERIAL NUMBER OFF:	SERIAL NUMBER ON:	

In accordance with **14 CFR § 43.9 (§ 43.11 -Insp's)** I certify that the work described, performed, and completed herein has been done satisfactorily using the aircrafts airframe, engine, or appliance manufacture's (as applicable) recommended methods, and procedures contained within the manufacture's current maintenance manual. The subsequent signature, with certificate number appropriate to the work performed with the date on which it was completed, constitutes a return to service only for the work performed and completed herein. For maintenance/inspections performed in accordance with **14 CFR § 135.411(a)(2)**, reference the current certificate holders approved program and/or GMM, for the required return to service statement.

Technician Signature <i>Richard Jones</i>	Certificate Number A&P <i>2211668</i>	Date <i>3-1-07</i>
Inspector Signature <i>Sean Lynch</i>	Certificate Number A&P <i>2668256</i>	Date <i>3-1-07</i>

Starflite Aviation 8430 Larson Houston, Texas 77061	Repair Station #: Telephone: 713-644-4800	Log #: _____ Fax: 713-644-7939
--	--	---------------------------------------

CUSTOMER: R & S Aircraft Investment:	AIRCRAFT SERIAL NUMBER: 368	PAGE NUMBER: Page 1 of 1
CUSTOMER CONTACT: Jeff Ware	AIRCRAFT TOTAL TIME: N83SG	WORK ORDER #: F163
CONTACT TELEPHONE: 713-644-4800	ITEM DESCRIPTION: UNSCHEDULED	PRINTED: 3/1/2007 11:55:52AM
MANUFACTURER: Israel Aircraft Industries	PART / MODEL NUMBER: 1124A	SERIAL NUMBER: 368
CUSTOMER ADDRESS: 5902 Sovereign Houston, Texas 77036 United States	TOTAL TIME:	TOTAL CYCLES:
	TSN / TSO: N/A	CSN / CSO: N/A
		DATE IN:
		DATE OUT:



ITEM / SOUAWK: 2.3	DATE OPENED: 1/2/2007	OPENED BY: BRIAN SEAN LYNCH	SIGN OFF: BRIAN SEAN LYNCH	INSPECTOR #1: RICHARD JONES
WORK ORDER #: F163	DATE CLOSED: 3/1/2007	COMPLETED BY: RICHARD JONES	FUNCTIONAL TEST: N/A	INSPECTOR #2: N/A
DISCREPANCY: RH ENGINE OIL INDICATION IS LOW.				
RESOLUTION: INSTALLED RENTAL INDICATOR P/N 883706-1, S/N 80K0195, P.O.07-00002. SHIPPED FOR REPAIR P/N 883706-1, S/N 78B0013, 1/4/07. REINSTALLED REPAIRED OIL PRESSURE/TEMP INDICATOR P/N 883706-1, S/N 78B0013, . OPS CHECKED GOOD.				
PART NUMBER OFF:	PART NUMBER ON: 6883706-1	SERIAL NUMBER OFF:	SERIAL NUMBER ON: 80K0195 78B0013	

In accordance with 14 CFR § 43.9 (§ 43.11 -Insp's) I certify that the work described, performed, and completed herein has been done satisfactorily using the aircrafts airframe, engine, or appliance manufacture's (as applicable) recommended methods, and procedures contained within the manufacture's current maintenance manual. The subsequent signature, with certificate number appropriate to the work performed with the date on which it was completed, constitutes a return to service only for the work performed and completed herein. For maintenance/inspections performed in accordance with 14 CFR § 135.411(a)(2), reference the current certificate holders approved program and/or GMM, for the required return to service statement.

Technician Signature	Certificate Number	Date
<i>Sean Lynch</i>	A&P <i>268258</i>	<i>3-1-07</i>
Inspector Signature	Certificate Number	Date
<i>Richard Jones</i>	A&P <i>2211668</i>	<i>3-1-07</i>

Starflite Aviation

8430 Larson
Houston, Texas 77061

DELIVERY TICKET

February 16, 2007

Telephone: 713-644-4800

Fax: 713-644-7939

Ship to: Shipping Area

Warehouse:



Part/Item Name	Description	Current Location	Qty	Serial Number	Lot Number
124.251	OIL TEMP.&PRESS.GAUGE	N83SG	1	78B0013	
Part Condition:		Contact: IRMA BALKO	Work Order #: F163.2.3 #2		

Ship To: Worthington Aviation Parts, Inc.
Main
2995 Lone Oak Circle #10
Eagan, Maine 55121
United States

Phone: 651-994-1600, PRIMARY2

SHIPPED OUT FOR REPAIR ON 1/3/07---RECEIVED BACK FROM REPAIR ON 2/16/07

N83SG

* End of Report *

>> denotes that the Deliver Ticket line item has already been printed.


DeliveryTicket.rpt

Page 1 of 1

Printed: 2/16/2007 10:09:42AM

R/H

1. Approving National Aviation Authority/Country: FAA/UNITED STATES		2. AUTHORIZED RELEASE CERTIFICATE FAA Form 8130-3, AIRWORTHINESS APPROVAL TAG				3. Form Tracking Number: 9019652	
4. Organization Name and Address: ROGERSON AIRCRAFT CORPORATION 16940 VON KARMAN AVE IRVINE, CALIFORNIA 92606					5. Work Order/Contract/Invoice Number: R15412		
Customer Name: WORTHINGTON AVIATION							
6. Item:	7. Description:	8. Part Number:	9. Eligibility:*	10. Quantity:	11. Serial/Batch Number:	12. Status/Work:	
1	INDICATOR-TEMP&PRESSURE	124.251	N/A	1	78B0013	REPAIRED	
13. Remarks: PER ATP 0365-0128 REV G 8/30/79, DWG# 124-251 REV K 12/30/76							
"Certifies that the work specified above was carried out accordance with applicable FAR -145 / EASA 145 and is approved for return to service under acceptance Certificate number FAA R 2CR607J and EASA 145.5928. Record of this action are on file and available for customer / Government review"							
14. Certifies the items identified above were manufactured in conformity to: Approved design data and are in condition for safe operation. Non-approved design data specified in Block 13.				19. <input checked="" type="checkbox"/> 14 CFR 43.9 Return to Service <input checked="" type="checkbox"/> Other regulation specified in Block 13 Certifies that unless otherwise specified in block 13, the work identified in Block 12 and described in Block 13 was accomplished in accordance with Title 14, Code of Federal Regulations, part 43 and in respect to that work, the items are approved for return to service.			
15. Authorized Signature: N/A		16. Approval/Authorization No: N/A		20. Authorized Signature: 		21. Approval/Certificate No.: R2CR607J	
17. Name (Typed or Printed): N/A		18. Date (m/d/y): N/A		22. Name (Typed or Printed): CLIFFORD VANDERHYDEN		23. Date (m/d/y): FEB 09 2007	
User/Installer Responsibilities							
It is important to understand that the existence of this document alone does not automatically constitute authority to install the part/component/assembly.							
Where the user/installer performs work in accordance with the national regulations of an airworthiness authority different than the airworthiness authority of the country specified in Block 1, it is essential that the user/installer ensures that his/her airworthiness authority accepts parts/components/assemblies from the airworthiness authority of the country specified in Block1.							
Statements in Blocks 14 and 19 do not constitute installation certification. In all cases, aircraft maintenance records must contain an installation certification issued in accordance with the national regulations by the user/installer before the aircraft may be flown.							



ROGERSON KRATOS

INSPECTION REPORT DATA SHEET

METER TYPE 124_251	SHOP NO.	SERIAL NO. 78B0013	DATE 2-9-07
TEST FREQ. DC & 400 HZ	TEST SPEC. REVISION "G" 0365.0128	P.A. NO. 9019652	INSPECTOR (M) ACC
MAX ERROR SEE DATA	RANGE/RANGES TEMP. 0 TO 175 °C PRES. 0 TO 75 PSI		CUSTOMER Worthington Aviation
SPEC ERROR SEE BELOW			P.O. NO. R15412

- HIPOT
 SOLDER SEAL
 COVER SEAL
 PAINT
 DECAL

STAMP ACCEPT	STAMP REJ		STAMP ACCEPT	STAMP REJ
		INSULATION RESISTANCE	(FT 07)	
(FT 07)		DIELECTRIC STRENGTH		LIGHTING N/A
(FT 07)		BONDING		STATIC BALANCE (FT 07)
		VOLTAGE REGULATION	(FT 07)	

	METER NO SPEC	INPUT SPEC NOMINAL	INPUT ACTUAL READING	ERROR	TOLERANCE		
TEMP	DIAL	OHMS	OHMS	OHMS	±OHMS		
	0	90.38	90.40	.02	±1.20	(FT 07)	
	+ 50	108.39	108.49	.10	±1.33	(FT 07)	
	+100	128.85	129.00	.15	±1.54	(FT 07)	
	+ 149	151.43	151.40	.03	±1.82	(FT 07)	
	+ 175	164.93	165.00	.07	±1.82	(FT 07)	
PRESS	PSI	GERTSCH	GERTSCH	GERTSCH	GERTSCH		
	0	.5880	.5880	.000	±.0036	(FT 07)	
	20	.5391	.5401	.001	±.0036	(FT 07)	
	30	.5149	.5169	.002	±.0036	(FT 07)	
	40	.4907	.4927	.002	±.0036	(FT 07)	
	50	.4665	.4675	.001	±.0036	(FT 07)	
	60	.4423	.4423	.000	±.0036	(FT 07)	
	70	.4181	.4181	.000	±.0036	(FT 07)	
	75	.4060	.4050	.001	±.0036	(FT 07)	

**ROGERSON AIRCRAFT CORPORATION**

16940 Von Karman Ave, Irvine, CA 92606 USA

Tear Down Report # 2005-1 Rev. "J" 11/07/06

Repair Station Certificate # RCR607J

Page 1 of 2

Customer Name WORTHINGTON AVIATION	Customer Contract # R15412	RMA # 9019652(1036277)
---------------------------------------	-------------------------------	---------------------------

Part Description INDICATOR- TEMP & PRESSURE	Part # 124.251	Serial # 78B0013	FT. Date 4/3/78	Date 1/11/07
--	-------------------	---------------------	--------------------	-----------------

Check One: Controls Systems Kratos Pressure Products ATS ITAN ITAN VIP Others

Customer Requirements: FAA 8130-3 Test Data AD's Customer Source Customer Corrective Action

Inspection Seal: Missing Intact Damaged

Product damaged on receipt *Yes No
*Photograph require

Customer Reason for Return: NOT SPECIFIED	Technician Troubleshoot Report: DIAL DAMAGE CAUSED STICK- BOTH NON LINEAR CAUSED OUT OF CALIBRATION- BEZEL LOOSE- CASE DAMAGED
--	---

REPAIR CATEGORY

A B C D E (NFF) No Fault Found (BER) Beyond Economic repair

MATERIALS REQUIRED TO REPAIR

Part Number	Description	Lot / Serial #	Qty
0305-0310	CASE	A174845	1
0312-0063	DIAL	A174802	1
0321-0254	MOVEMENT	A173671	2
0324-0557	POINTER STEM	A173967	2

See attached material list (if applicable) Modified unit Serial number :

Evaluated / Repaired by: TRANG NGUYEN	Date: 1/12/07	Authorized by: 	Date: 2/9/07
--	------------------	--------------------	-----------------

**ROGERSON AIRCRAFT CORPORATION**

16940 Von Karman Ave, Irvine, CA 92606 USA

Tear Down Report # 2005-1 Rev. "J" 11/07/06

Repair Station Certificate # RCR607J

Page 2 of 2

WORK PERFORMED PER:

Documents	Number	Revision	Date
ATP	0365-0128	G	8/30/79
CMM			
DRAWING	124-251*	K	12/30/76
OTHERS			

Work Performed (in detail):	REPLACED PARTS AS REQUESTED- RECALIBRATED AND FINAL TESTED
-----------------------------	--

Operations performed:	Technicians Stamp	Date
10. Disassemble, Repair, Clean, Reassemble and Retest	FT 07	02/09/07
20. Calibrate (if applicable)	FT 07	02/09/07
30. Product Identification, Functional Test & Date Stamp	FT 07	02/09/07
40. Final ATP	FT 07	02/09/07
50. Final Inspection	FT 07	2/9/07

Starflite Aviation

8430 Larson
Houston, Texas 77061

Repair Station #:

Telephone: 713-644-4800

Log #: _____

Fax: 713-644-7939

CUSTOMER: R & S Aircraft Investment:	AIRCRAFT SERIAL NUMBER: 368	PAGE NUMBER: Page 1 of 1
CUSTOMER CONTACT: Jeff Ware	AIRCRAFT TOTAL TIME: N83SG	WORK ORDER #: F163
CONTACT TELEPHONE: 713-644-4800	ITEM DESCRIPTION: UNSCHEDULED	PRINTED: 2/16/2007 8:44:43AM
MANUFACTURER: Israel Aircraft Industries	PART / MODEL NUMBER: 1124A	SERIAL NUMBER: 368
CUSTOMER ADDRESS: 5902 Sovereign Houston, Texas 77036 United States	TOTAL TIME:	TOTAL CYCLES:
	TSN / TSO: N/A	CSN / CSO: N/A
		DATE IN:
		DATE OUT:



ITEM / SQUAWK: 2.4	DATE OPENED: 2/13/2007	OPENED BY: JASON GRACE	SIGN OFF: JASON GRACE	INSPECTOR #1: RICHARD JONES
WORK ORDER #: F163	DATE CLOSED: 2/16/2007	COMPLETED BY: RICHARD JONES	FUNCTIONAL TEST: N/A	INSPECTOR #2: N/A
DISCREPANCY: DEFUEL AIRCRAFT.				
RESOLUTION: DEFUELED 1120 GALS. FROM AIRCRAFT.				
PART NUMBER OFF:	PART NUMBER ON:	SERIAL NUMBER OFF:	SERIAL NUMBER ON:	

In accordance with 14 CFR § 43.9 (§ 43.11 -Insp's) I certify that the work described, performed, and completed herein has been done satisfactorily using the aircrafts airframe, engine, or appliance manufacture's (as applicable) recommended methods, and procedures contained within the manufacture's current maintenance manual. The subsequent signature, with certificate number appropriate to the work performed with the date on which it was completed, constitutes a return to service only for the work performed and completed herein. For maintenance/inspections performed in accordance with 14 CFR § 135.411(a)(2), reference the current certificate holders approved program and/or GMM, for the required return to service statement.

Technician Signature <i>J. M. He</i>	Certificate Number A&P 3037518	Date 02-15-07
Inspector Signature <i>Richard Jones</i>	Certificate Number A&P 2211668	Date 2-15-07

Starflite Aviation

8430 Larson
Houston, Texas 77061

Repair Station #:

Telephone: 713-644-4800

Log #: _____

Fax: 713-644-7939

CUSTOMER: R & S Aircraft Investment:	AIRCRAFT SERIAL NUMBER: 368	PAGE NUMBER: Page 1 of 1
CUSTOMER CONTACT: Jeff Ware	AIRCRAFT TOTAL TIME: N83SG	WORK ORDER #: F163
CONTACT TELEPHONE: 713-644-4800	ITEM DESCRIPTION: UNSCHEDULED	PRINTED: 3/1/2007 11:59:17AM
MANUFACTURER: Israel Aircraft Industries	PART / MODEL NUMBER: 1124A	SERIAL NUMBER: 368
CUSTOMER ADDRESS: 5902 Sovereign Houston, Texas 77036 United States	TOTAL TIME:	DATE IN:
	TSN / TSO: N/A	DATE OUT:
	TOTAL CYCLES:	
	CSN / CSO: N/A	



ITEM / SQUAWK: 2.5	DATE OPENED: 2/14/2007	OPENED BY: RICHARD JONES	SIGN OFF: RICHARD JONES	INSPECTOR #1: BRIAN SEAN LYNCH
WORK ORDER #: F163	DATE CLOSED: 3/1/2007	COMPLETED BY: BRIAN SEAN LYNCH	FUNCTIONAL TEST: N/A	INSPECTOR #2: N/A
DISCREPANCY: LEFT FLOW DIVIDER IS LEAKING.				
RESOLUTION: CONTACTED LANDMARK(MICHAEL) ON 2-14-07.ACCOMPLISHED BY LANDMARK ON 2-15-07.				
PART NUMBER OFF:	PART NUMBER ON:	SERIAL NUMBER OFF:	SERIAL NUMBER ON:	

In accordance with 14 CFR § 43.9 (§ 43.11 -Insp's) I certify that the work described, performed, and completed herein has been done satisfactorily using the aircrafts airframe, engine, or appliance manufacture's (as applicable) recommended methods, and procedures contained within the manufacture's current maintenance manual. The subsequent signature, with certificate number appropriate to the work performed with the date on which it was completed, constitutes a return to service only for the work performed and completed herein. For maintenance/inspections performed in accordance with 14 CFR § 135.411(a)(2), reference the current certificate holders approved program and/or GMM, for the required return to service statement.

Technician Signature	Certificate Number	Date
<i>Richard Jones</i>	A&P <i>2211668</i>	<i>3-1-07</i>
Inspector Signature	Certificate Number	Date
<i>Sean Lynch</i>	A&P <i>288258</i>	<i>2-1-07</i>

Starflite Aviation 8430 Larson Houston, Texas 77061	Repair Station #:	Log #: _____
	Telephone: 713-644-4800	Fax: 713-644-7939

CUSTOMER: R & S Aircraft Investment:	AIRCRAFT SERIAL NUMBER: 368	PAGE NUMBER: Page 1 of 1
CUSTOMER CONTACT: Jeff Ware	AIRCRAFT TOTAL TIME: N83SG	WORK ORDER #: F163
CONTACT TELEPHONE: 713-644-4800	ITEM DESCRIPTION: UNSCHEDULED	PRINTED: 2/16/2007 8:42:48AM
MANUFACTURER: Israel Aircraft Industries	PART / MODEL NUMBER: 1124A	SERIAL NUMBER: 368
CUSTOMER ADDRESS: 5902 Sovereign Houston, Texas 77036 United States	TOTAL TIME:	TOTAL CYCLES:
	TSN / TSO: N/A	CSN / CSO: N/A
		DATE IN:
		DATE OUT:



ITEM / SQUAWK: 2.2	DATE OPENED: 2/7/2007	OPENED BY: DAVID LENTZ	SIGN OFF: JASON GRACE	INSPECTOR #1: RICHARD JONES
WORK ORDER #: F163	DATE CLOSED: 2/16/2007	COMPLETED BY: RICHARD JONES	FUNCTIONAL TEST: N/A	INSPECTOR #2: N/A

DISCREPANCY:
RIGHT MAIN FUEL BOOST PUMP INOPERATIVE


RESOLUTION:
GAINED ACCESS TO BOOST PUMP. FOUND BOOST PUMP INOP. REMOVED PUMP. INSTALLED NEW O-RINGS AND GASKET ON REBUILT PUMP. INSTALLED PUMP AND SAFETY. OPS CHECKED AND LEAKED GOOD. INSTALLED BOOST PUMP IN ACCORDANCE WITH MAINTENANCE MANUAL.

PART NUMBER OFF: 2070C0IT3	PART NUMBER ON: 2070C0IT3	SERIAL NUMBER OFF: T-023	SERIAL NUMBER ON: T532
--------------------------------------	-------------------------------------	------------------------------------	---

T-023

In accordance with 14 CFR § 43.9 (§ 43.11 -Insp's) I certify that the work described, performed, and completed herein has been done satisfactorily using the aircrafts airframe, engine, or appliance manufacture's (as applicable) recommended methods, and procedures contained within the manufacture's current maintenance manual. The subsequent signature, with certificate number appropriate to the work performed with the date on which it was completed, constitutes a return to service only for the work performed and completed herein. For maintenance/inspections performed in accordance with 14 CFR § 135.411(a)(2), reference the current certificate holders approved program and/or GMM, for the required return to service statement.

Technician Signature <i>A.M. H</i>	Certificate Number A&P 2032518	Date 02-15-07
Inspector Signature <i>Richard Jones</i>	Certificate Number A&P 2211668	Date 2-15-07

1. Approving National Aviation Authority/Country: FAA/United States		2. AUTHORIZED RELEASE CERTIFICATE FAA Form 8130-3, AIRWORTHINESS APPROVAL TAG				3. Form Tracking Number: 64048	
4. Organization Name and Address: HATFIELD AVIATION FAA ED2R790K CLASS 1,2,3 8109 BRANIFF ST. HOUSTON, TEXAS 77061-5201					5. Work Order/Contract/Invoice Number: 64048		
6. Item:	7. Description:	8. Part Number:	9. Eligibility: *	10. Quantity:	11. Serial/Batch Number:	12. Status/Work:	
1	FUEL PUMP	2070C01 T3	TO BE VERIFIED BY INSTALLER	1	T023	OVERHAULED	
13. Remarks: COMPLETE OVERHAUL AND BENCH TEST IAW INTERTECHNIQUE CMM BY D. GUERRA 2/5/07							
14. Certifies the items identified above were manufactured in conformity to: <input type="checkbox"/> Approved design data and are in a condition for safe operation. <input type="checkbox"/> Non-approved design data specified in Block 13.				19. <input checked="" type="checkbox"/> 14 CFR 43.9 Return to Service <input type="checkbox"/> Other regulation specified in Block 13 Certifies that unless otherwise specified in Block 13, the work identified in Block 12 and described in Block 13 was accomplished in accordance with Title 14, Code of Federal Regulations, part 43 and in respect to that work, the items are approved for return to service.			
15. Authorized Signature:		16. Approval/Authorization No.:		20. Authorized Signature: 		21. Approval/Certificate No.: ED2R790K	
17. Name (Typed or Printed):		18. Date (m/d/y):		22. Name (Typed or Printed): J.F. WOTIPKA		23. Date (m/d/y): 2/5/07	
User/Installer Responsibilities							
<p>It is important to understand that the existence of this document alone does not automatically constitute authority to install the part/component/assembly.</p> <p>Where the user/installer performs work in accordance with the national regulations of an airworthiness authority different than the airworthiness authority of the country specified in Block 1, it is essential that the user/installer ensures that his/her airworthiness authority accepts parts/components/assemblies from the airworthiness authority of the country specified in Block 1.</p> <p>Statements in Blocks 14 and 19 do not constitute installation certification. In all cases, aircraft maintenance records must contain an installation certification issued in accordance with the national regulations by the user/installer before the aircraft may be flown.</p>							

HATFIELD AVIATION, INC.
Assembly List

Filter Criteria includes: 1) IDs from IT-2070C01 to IT-2070C01. Report order is by ID.

Item ID	Component ID	Component Description	Qty Needed	Las
IT-2070C01	IT-207460	BALL BEARING	1.0000	
IT-2070C01	MS-MS29513-021	PACKING	1.0000	
IT-2070C01	IT-207235	SEAL	1.0000	
IT-2070C01	IT-R6SR822-60A	O-RING	1.0000	
IT-2070C01	MS-MS29513-233	SEAL	1.0000	
IT-2070C01	MS-MS29513-234	SEAL	1.0000	
IT-2070C01	IT-207459	BRUSH	4.0000	
IT-2070C01	MS-MS29512-10	PACKING	1.0000	

HATFIELD AVIATION, INC.

Work Order Continuation Sheet (Tear down / Progressive Insp.)

Customer HATFIELD AVIATION

Work Order No. 64048

Part No. 2070C01 T3

Date 2/5/07

Serial No. T023

Removed from A/C _____

Trouble Reported: TIME

Receiving Inspection Findings: NORMAL

Insp.: 

Trouble Found: NORMAL RUNOUT

Insp.: 

Repair Explanation: COMPLETE OVERHAUL IAW INTERTECHNIQUE CMM

Insp.: 

Test Remarks: BENCH TESTED IAW INTERTECHNIQUE CMM

Insp.: 

Tested

Repaired

Overhauled

Mechanic 

Inspector 



Date Completed 2/5/07

Starflite Aviation Repair Station #: _____ Log #: _____
 8430 Larson Telephone: 713-644-4800 Fax: 713-644-7939
 Houston, Texas 77061

CUSTOMER: R & S Aircraft Investment:	AIRCRAFT SERIAL NUMBER: 368	PAGE NUMBER: Page 1 of 1
CUSTOMER CONTACT: Jeff Ware	AIRCRAFT TOTAL TIME: N83SG	WORK ORDER #: F163
CONTACT TELEPHONE: 713-644-4800	ITEM DESCRIPTION: SCHEDULED	PRINTED: 2/12/2007 11:53:14AM
MANUFACTURER: Israel Aircraft Industries	PART / MODEL NUMBER: 1124A	SERIAL NUMBER: 368
CUSTOMER ADDRESS: 5902 Sovereign Houston, Texas 77036 United States	TOTAL TIME:	TOTAL CYCLES:
	TSN / TSO: N/A	CSN / CSO: N/A
		DATE IN:
		DATE OUT:



ITEM / SQUAWK: 1.1	DATE OPENED: 1/25/2007	OPENED BY: LES BERKHEISER	SIGN OFF: JASON GRACE	INSPECTOR #1: LARRY PAUL BARRE
WORK ORDER #: F163	DATE CLOSED: 2/12/2007	COMPLETED BY: LARRY PAUL BARRETT	FUNCTIONAL TEST: N/A	INSPECTOR #2: N/A
DISCREPANCY: C/W COCKPIT / CABIN PORTABLE FIRE EXTINGUISHERS MONTHLY VISUAL INSPECTION				
RESOLUTION: COMPLIED WITH COCKPIT / CABIN PORTABLE FIRE EXTINGUISHERS MONTHLY VISUAL INSPECTION				
PART NUMBER OFF:	PART NUMBER ON:	SERIAL NUMBER OFF:	SERIAL NUMBER ON:	

In accordance with 14 CFR § 43.9 (§ 43.11 -Insp's) I certify that the work described, performed, and completed herein has been done satisfactorily using the aircrafts airframe, engine, or appliance manufacture's (as applicable) recommended methods, and procedures contained within the manufacture's current maintenance manual. The subsequent signature, with certificate number appropriate to the work performed with the date on which it was completed, constitutes a return to service only for the work performed and completed herein. For maintenance/inspections performed in accordance with 14 CFR § 135.411(a)(2), reference the current certificate holders approved program and/or GMM, for the required return to service statement.

Technician Signature	Certificate Number	Date
<i>[Signature]</i>	A&P <i>022518</i>	<i>02-12-07</i>
Inspector Signature	Certificate Number	Date
<i>Larry P. Barre</i>	A&P <i>2718002</i>	<i>02-12-2007</i>



Starflite Aviation Repair Station #: _____ Log #: _____
 8430 Larson Telephone: 713-644-4800 Fax: 713-644-7939
 Houston, Texas 77061

CUSTOMER: R & S Aircraft Investment:	AIRCRAFT SERIAL NUMBER: 368	PAGE NUMBER: Page 1 of 1
CUSTOMER CONTACT: Jeff Ware	AIRCRAFT TOTAL TIME: N83SG	WORK ORDER #: F163
CONTACT TELEPHONE: 713-644-4800	ITEM DESCRIPTION: SCHEDULED	PRINTED: 2/16/2007 8:44:59AM
MANUFACTURER: Israel Aircraft Industries	PART / MODEL NUMBER: 1124A	SERIAL NUMBER: 368
CUSTOMER ADDRESS: 5902 Sovereign Houston, Texas 77036 United States	TOTAL TIME:	TOTAL CYCLES:
	TSN / TSO: N/A	CSN / CSO: N/A
		DATE IN:
		DATE OUT:



ITEM / SOUAWK: 1.2	DATE OPENED: 2/14/2007	OPENED BY: LES BERKHEISER	SIGN OFF: JASON GRACE	INSPECTOR #1: RICHARD JONES
WORK ORDER #: F163	DATE CLOSED: 2/16/2007	COMPLETED BY: RICHARD JONES	FUNCTIONAL TEST: N/A	INSPECTOR #2: N/A
DISCREPANCY: INSPECT UNDERWATER BEACON LOCATOR (CVR) REFERENCE; 03-TM-0037 REV 13				
RESOLUTION: INSPECTED UNDERWATER BEACON LOCATOR (CVR) REFERENCE; 03-TM-0037 REV 13				
PART NUMBER OFF:	PART NUMBER ON:	SERIAL NUMBER OFF:	SERIAL NUMBER ON:	

In accordance with 14 CFR § 43.9 (§ 43.11 -Insp's) I certify that the work described, performed, and completed herein has been done satisfactorily using the aircrafts airframe, engine, or appliance manufacture's (as applicable) recommended methods, and procedures contained within the manufacture's current maintenance manual. The subsequent signature, with certificate number appropriate to the work performed with the date on which it was completed, constitutes a return to service only for the work performed and completed herein. For maintenance/inspections performed in accordance with 14 CFR § 135.411(a)(2), reference the current certificate holders approved program and/or GMM, for the required return to service statement.

Technician Signature <i>L. M. Le</i>	Certificate Number A&P 3057518	Date 02-15-07
Inspector Signature <i>Richard Jones</i>	Certificate Number A&P 2211668	Date 2-15-07

Starflite Aviation

8430 Larson
Houston, Texas 77061

Repair Station #:

Telephone: 713-644-4800

Log #: _____

Fax: 713-644-7939

CUSTOMER: R & S Aircraft Investment:	AIRCRAFT SERIAL NUMBER: 368	PAGE NUMBER: Page 1 of 1
CUSTOMER CONTACT: Jeff Ware	AIRCRAFT TOTAL TIME: N83SG	WORK ORDER #: F163
CONTACT TELEPHONE: 713-644-4800	ITEM DESCRIPTION: SCHEDULED	PRINTED: 2/16/2007 8:45:16AM
MANUFACTURER: Israel Aircraft Industries	PART / MODEL NUMBER: 1124A	SERIAL NUMBER: 368
CUSTOMER ADDRESS: 5902 Sovereign Houston, Texas 77036 United States	TOTAL TIME:	TOTAL CYCLES:
	TSN / TSO: N/A	CSN / CSO: N/A
		DATE IN:
		DATE OUT:



ITEM / SQUAWK: 1.3	DATE OPENED: 2/14/2007	OPENED BY: LES BERKHEISER	SIGN OFF: JASON GRACE	INSPECTOR #1: RICHARD JONES
WORK ORDER #: F163	DATE CLOSED: 2/16/2007	COMPLETED BY: RICHARD JONES	FUNCTIONAL TEST: N/A	INSPECTOR #2: N/A
DISCREPANCY: CHANGE LEFT ENGINE OIL (MOBIL 254) REFERENCE: 72-00-00 PAGE 313				
RESOLUTION: DRAINED ENGINE OIL. PERFORMED S.O.A.P. SAMPLE. INSTALLED NEW O-RINGS ON DRAIN PLUGS AND SAFETY. FILLED ENGINE WITH OIL. RAN ENGINE, LEAKED CHECKED, GOOD. CHANGED OIL IN ACCORDANCE MAINTENANCE MANUAL.				
PART NUMBER OFF:	PART NUMBER ON:	SERIAL NUMBER OFF:	SERIAL NUMBER ON:	

In accordance with **14 CFR § 43.9 (§ 43.11 -Insp's)** I certify that the work described, performed, and completed herein has been done satisfactorily using the aircraft's airframe, engine, or appliance manufacturer's (as applicable) recommended methods, and procedures contained within the manufacturer's current maintenance manual. The subsequent signature, with certificate number appropriate to the work performed with the date on which it was completed, constitutes a return to service only for the work performed and completed herein. For maintenance/inspections performed in accordance with **14 CFR § 135.411(a)(2)**, reference the current certificate holders approved program and/or GMM, for the required return to service statement.

Technician Signature <i>J.M. He</i>	Certificate Number A&P 3032518	Date 02-15-07
Inspector Signature <i>Richard Jones</i>	Certificate Number A&P 2211668	Date 2-15-07

Starflite Aviation

8430 Larson
Houston, Texas 77061

Repair Station #:

Telephone: 713-644-4800

Log #:

Fax: 713-644-7939

CUSTOMER: R & S Aircraft Investment	AIRCRAFT SERIAL NUMBER: 368	PAGE NUMBER: Page 1 of 1
CUSTOMER CONTACT: Jeff Ware	AIRCRAFT TOTAL TIME: N83SG	WORK ORDER #: F163
CONTACT TELEPHONE: 713-644-4800	ITEM DESCRIPTION: SCHEDULED	PRINTED: 2/14/2007 10:00:37AM
MANUFACTURER: Israel Aircraft Industries	PART / MODEL NUMBER: 1124A	SERIAL NUMBER: 368
CUSTOMER ADDRESS: 5902 Sovereign Houston, Texas 77036 United States	TOTAL TIME:	TOTAL CYCLES:
	TSN / TSO: N/A	CSN / CSO: N/A
		DATE IN:
		DATE OUT:



ITEM / SQUAWK: 1.4	DATE OPENED: 2/14/2007	OPENED BY: LES BERKHEISER	SIGN OFF: JASON GRACE	INSPECTOR #1: RICHARD JONES
WORK ORDER #: F163	DATE CLOSED: 2/14/2007	COMPLETED BY: RICHARD JONES	FUNCTIONAL TEST: N/A	INSPECTOR #2: N/A
DISCREPANCY: WEIGHT CHECK AFT AND FWD PORTABLE FIRE EXTINGUISHER BOTTLES.				
RESOLUTION: WEIGHED AND CHECKED AFT AND FWD PORTABLE FIRE EXTINGUISHER BOTTLES.				
PART NUMBER OFF:	PART NUMBER ON:	SERIAL NUMBER OFF:	SERIAL NUMBER ON:	

In accordance with 14 CFR § 43.9 (§ 43.11 -Insp's) I certify that the work described, performed, and completed herein has been done satisfactorily using the aircraft's airframe, engine, or appliance manufacturer's (as applicable) recommended methods, and procedures contained within the manufacturer's current maintenance manual. The subsequent signature, with certificate number appropriate to the work performed with the date on which it was completed, constitutes a return to service only for the work performed and completed herein. For maintenance/inspections performed in accordance with 14 CFR § 135.411(a)(2), reference the current certificate holders approved program and/or GMM, for the required return to service statement.

Technician Signature	Certificate Number	Date
<i>J. M. He</i>	A&P 30375-18	02-14-07
Inspector Signature	Certificate Number	Date
<i>Richard Jones</i>	A&P 111668	2-14-07

8990.4
8947.4

43
1 8615.2
89137

6492
6478

14.
6121
6348

Engine Serial: **77482****JET-CARE INTERNATIONAL, INC**3 Saddle Road
Cedar Knolls NJ 07927

Telephone: (973) 292-9597

Facsimile: (973) 292-3030

REPORT DATE: 2/23/2007

STARFLITE AVIATION
DAVID LENTZ
8430 LARSONHOUSTON, TX 77061
USACONTACT PHONE: 713-644-4800
FAX NUMBER: 713-644-8823ENGINE MODEL: TFE731-3-1G
AIRCRAFT TYPE: WESTWIND 1124A
AIRCRAFT SERIAL: 368
OIL TYPE: MOBIL JET OIL 254
MSP #:LAB DATE: 2007/2/23
SAMPLE DATE: 2/14/2007
TSN: **8584** TSQ: 0
CYCLES: 6,121
OIL HOURS: 573.0
FILTER HOURS: 103.0
FILTER WEIGHT: 28 MGS
FLASHPOINT: 0
RECOMMEND: NORMAL**CURRENT** NORMAL SAMPLE - CONTINUE SENDING SAMPLES AT THE RECOMMENDED INTERVAL

FILTER RESULTS											OIL RESULTS											
ST	ST	CB	ST	AL	ST	M50	COPR	SILV	MAGN	ALUM	GRIT	MISC	FE	CU	NI	CR	AG	MG	AL	PB	BE	TAN
AMT:		TR						TR		TR		MA	0.0	0.0	0.0	0.0	0.0	0.0	0.0	0.0	0.00	0.0
TYPE:											OIL AND FILTER ANALYSIS FINDINGS											
FORM:											M. Yazar Technician											
LAB CODE: Q SAMPLE NUMBER: 01497																						

LAB DATE: 2005/10/10
SAMPLE DATE: 9/15/2005
TSN: **8410** TSO: 0
CYCLES: 5,987
OIL HOURS: 369.0
FILTER HOURS: 111.0
FILTER WEIGHT: 8 MGS
FLASHPOINT: 0
RECOMMEND: NORMAL**PREVIOUS 1** NORMAL SAMPLE - CONTINUE SENDING SAMPLES AT THE RECOMMENDED INTERVAL

FILTER RESULTS											OIL RESULTS											
ST	ST	CB	ST	AL	ST	M50	COPR	SILV	MAGN	ALUM	GRIT	MISC	FE	CU	NI	CR	AG	MG	AL	PB	BE	TAN
AMT:		TR						TR		TR		MA	0.0	0.0	0.0	0.0	0.0	0.0	0.0	0.0	0.00	0.0
TYPE:											OIL AND FILTER ANALYSIS FINDINGS											
FORM:																						
LAB CODE: Q SAMPLE NUMBER: 00460																						

LAB DATE: 2005/1/14
SAMPLE DATE: 1/10/2005
TSN: **8291** TSO: 0
CYCLES: 5,896
OIL HOURS: 0.0
FILTER HOURS: 155.0
FILTER WEIGHT: 8 MGS
FLASHPOINT: 0
RECOMMEND: NORMAL**PREVIOUS 2** NORMAL SAMPLE - CONTINUE SENDING SAMPLES AT THE RECOMMENDED INTERVAL

FILTER RESULTS											OIL RESULTS											
ST	ST	CB	ST	AL	ST	M50	COPR	SILV	MAGN	ALUM	GRIT	MISC	FE	CU	NI	CR	AG	MG	AL	PB	BE	TAN
AMT:		TR						TR		TR		MA	0.0	0.0	0.0	0.0	0.0	0.0	0.0	0.0	0.00	0.0
TYPE:											OIL AND FILTER ANALYSIS FINDINGS											
FORM:																						
LAB CODE: Q SAMPLE NUMBER: 00718																						

LAB DATE: 2004/6/9
SAMPLE DATE: 6/7/2004
TSN: **8151** TSO: 0
CYCLES: 5,795
OIL HOURS: 140.0
FILTER HOURS: 140.0
FILTER WEIGHT: 11 MGS
FLASHPOINT: 0
RECOMMEND: NORMAL**PREVIOUS 3** NORMAL SAMPLE - CONTINUE SENDING SAMPLES AT THE RECOMMENDED INTERVAL

FILTER RESULTS											OIL RESULTS											
ST	ST	CB	ST	AL	ST	M50	COPR	SILV	MAGN	ALUM	GRIT	MISC	FE	CU	NI	CR	AG	MG	AL	PB	BE	TAN
AMT:		TR						TR	TR		TR	MA	0.0	0.0	0.0	0.0	0.0	0.0	0.0	0.0	0.00	0.0
TYPE:											OIL AND FILTER ANALYSIS FINDINGS											
FORM:																						
LAB CODE: Q SAMPLE NUMBER: 00570																						

DELIVERY TICKET

Starflite Aviation

8430 Larson
Houston, Texas 77061

February 02, 2007

Telephone: 713-644-4800

Fax: 713-644-7939

Deliver to: N83SG

Warehouse:



Part/Item Name	Description	Current Location	Qty	Serial Number	Lot Number
>> AL-5120 B	LAMP HOLDER	Receiving Area	10		LT07-00082
Part Condition: New		Contact: STEVE GUERRA	Work Order #: F163.2.1 #1		

* End of Report *

>> denotes that the Deliver Ticket line item has already been printed.

Starflite Aviation

8430 Larson
Houston, Texas 77061

PICK TICKET

February 14, 2007

Telephone: 713-644-4800

Fax: 713-644-7939

Deliver to: N83SG



Part/Item Name	Description	Current Location	Qty	Serial Number	Lot Number
JCL731	SOAP KITS/ JET CARE TFE731	Main Bin: INVENTORY	1		LT07-00024

Part Condition: New

Contact: JASON GRACE

Work Order #: F163.1.3 #1

* End of Report *

>> denotes that the Pick Ticket line items has already been printed.

Starlite Aviation

ART #: JCL731

DESCRIPTION: SOAP KITS/ JET CARE TFE731



ISSUED: 01/09/2007 SERIAL #:

LT #: LT07-00024



Starlite Aviation

ART #: JCL731

DESCRIPTION: SOAP KITS/ JET CARE TFE731



RECEIVED: 01/09/2007 SERIAL #:

LOT #: LT07-00024



Starflite Aviation

8430 Larson
Houston, Texas 77061

PICK TICKET

February 15, 2007

Telephone: 713-644-4800

Fax: 713-644-7939

Deliver to: N83SG



Part/Item Name	Description	Current Location	Qty	Serial Number	Lot Number
MOBIL 254	ENGINE OIL	Main Bin: INV.	7		LT06-01438
Part Condition: New		Contact: JASON GRACE	Work Order #: F163.1.3 #2		

* End of Report *

>> denotes that the Pick Ticket line items has already been printed.

Starflite Aviation

8430 Larson
Houston, Texas 77061

DELIVERY TICKET

February 19, 2007

Telephone: 713-644-4800

Fax: 713-644-7939

Deliver to: Shipping Area

Warehouse:



Part/Item Name	Description	Current Location	Qty	Serial Number	Lot Number
>> 124.251	OIL TEMP.&PRESS.GAUGE	N83SG	1	78B0013	

Part Condition:

Contact: IRMA BALKO

Work Order #: F163.2.3 #2

Ship To: Worthington Aviation Parts, Inc.

Main

2995 Lone Oak Circle #10

Egan, Maine 55121

United States

Phone: 651-994-1600, PRIMARY2

SHIPPED OUT FOR REPAIR ON 1/3/07---RECEIVED BACK FROM REPAIR ON 2/16/07

* End of Report *

>> denotes that the Deliver Ticket line item has already been printed.

DeliveryTicket.rpt

Page 1 of 1

Printed: 2/19/2007 11:08:28AM

Starflite Aviation

8430 Larson
Houston, Texas 77061

PICK TICKET

February 15, 2007

Telephone: 713-644-4800

Fax: 713-644-7939

Deliver to: N83SG



Part/Item Name	Description	Current Location	Qty	Serial Number	Lot Number
WW PUMP KIT	FOR FUEL BOOST PUMP	Main Bin: INVENTORY	1		LT07-00121

Part Condition: New

Contact: JASON GRACE

Work Order #: F163.2.2 #2

* End of Report *

>> denotes that the Pick Ticket line items has already been printed.

RECEIVING RECORD/
INCOMING INSPECTION



8430 Larson St.
Houston, Texas 77061
713-644-1128

Qty 1 P/N WW Pump Kit S/N _____ Date Recd. 11/3/06

Unit Description WW F.B. Pump

Vendor: Northington P.O.# 06-00976

Shelf Life Exp. Date _____

Remarks New

N834G
only

WO# _____

Incoming Insp. by: Terna Balso

Starlite Aviation

ART #: WW PUMP KIT

DESCRIPTION: FOR FUEL BOOST PUMP



REVISED: 11/03/2006 SERIAL #:

#: LT06-01370





P.O. BOX 21717
2995 LONE OAK CIRCLE, SUITE 10
EAGAN, MN 55121, USA
Ph: (651)994-1600 Fx: (651)393-3310
Web: www.worthingtonav.com
Email: service@worthingtonav.com

Packing Slip

SO #: 31732 Original
Date Printed: 11/2/2006
Time: 4:10:39 PM
of Items: 1
Page: 1

To:
STARFLITE AVIATION
8430 LARSON
HOUSTON, TX 77061
USA
ATTN: IRMA BALKO

Ship To:
STARFLITE AVIATION
8430 LARSON
HOUSTON, TX 77061
USA

Date Open: 11/2/2006
Customer #: STARFLITE

Ship Via: FEDEX P1
Ship Via Acc: 253540079

Customer PO#: 06-00976
Buyer: IRMA BALKO

Item	Part Number/Description	Delivery	To Ship	BackOrd	CD
1	WWPUMPKIT 653744-505 INST KIT		1	EA 0	NE

Thank you for your business. Please visit us
online at www.worthingtonav.com

Authorized Signature:

Barbara Haviland E-Mail: bhaviland@worthingtonav.com

Value Added Customer Service

Starlite Aviation

PART #: WW PUMP KIT

DESCRIPTION: FOR FUEL BOOST PUMP



RECEIVED: 02/16/2007 SERIAL #:

DT #: LT07-00121





PACKING LIST



PAGE: 2
 DATE: 04/04/06
 TIME: 13:51
 EMP#: 23493
 ORD TYP: RG 217

CUSTOMER P.O.: 14344

SHIP NBR: 3057034

ORDER NUMBER: 0005383832- 3057034

ORDER DATE: 04/03/06

SHIP VIA: UPS - COLLECT

B 000696
I
L WORTHINGTON AVIATION PARTS INC
L 2995 LONE OAK CIRCLE, SUITE 10
T EAGAN MN 55121
O U.S.A.


S
H
I WORTHINGTON AVIATION PARTS INC
P 2995 LONE OAK CIRCLE, SUITE 10
T EAGAN MN 55121
O U.S.A.

S 08200
H
I AVIALL CENTRAL WAREHOUSE
P 2750 REGENT BLVD.
F DALLAS TX 75261-9048
R
O U.S.A.
M

LINE	MFG	ITEM DESCRIPTION	ORDER QUANTITY	SHIP QUANTITY	BACK ORDER	UOM	LIST PRICE (US\$)	CUSTOMER PRICE (US\$)	EXTENDED CUSTOMER PRICE (US\$)
4	15	MS29512-04 PACKING (1/3) PACKING HAR 8803.30.0010 LOT 0206423393 EA CLASS III PART. AVIALL CANNOT ISSUE A FAA FORM 8130-3, AIRWORTHINESS APPROVAL TAG ON THIS PART.	20	20		EA			
5	15	MS28774-110 RING (1/2) RING HAR 8803.30.0010 LOT 0805295096 EA CLASS III PART. AVIALL CANNOT ISSUE A FAA FORM 8130-3, AIRWORTHINESS APPROVAL TAG ON THIS PART.	10	10		EA			
6	28	MS27645-4 BEARING; BALL STEEL (1/2) HAR 8803.30.0010	5	5		EA			

CERTIFICATE OF CONFORMANCE

As the Sr. Quality Manager of Aviall Services, I hereby certify that we are an approved distributor and meet all requirements of ISO 9001:2000 and AC00-56, at 2750 Regent Blvd. DFW Airport, Texas. The part(s) on this document are in new or newly overhauled condition and were purchased from an approved source (FAA, Mil Spec. or Commercial). The Original Manufacturers' Certifications are maintained on file at our central office location and copies are available upon request. On newly overhauled or repaired products, the original FAA 8130-3 (return to service) or yellow tag, from the FAA/JAA approved overhaul shop, are attached to the component.


 Dave Taylor, Sr. Manager, Quality Assurance 04/04/06
 Date

AV20 R2-99

DISCOUNT TERMS APPLY ONLY TO SUB TOTAL. ALL RETURNED MERCHANDISE SUBJECT TO HANDLING FEE.

THIS IS TO CERTIFY THAT AVIALL HAS COMPLIED WITH THE PROVISIONS OF THE FAIR LABOR STANDARDS ACT OF 1938 AMENDED.

CUSTOMER COPY



Hardware Product Group
 P.O. Box 22313 M/W 1233-B
 Tempe, AZ 85285-2313
 (800) 421-1930 • Fax (602) 365-7989

**SHIPPING DOCUMENT/
 CERTIFICATE OF CONFORMANCE**

DOCUMENT: Pick Ticket/Packing List

*** R E P R I N T ***

CUST.#: 31513

BILL TO: GULFSTREAM AEROSPACE CORP.
 7440 AVIATION PL.
 DALLAS TX75235

CORRESPONDENCE TO:
Honeywell, Inc.
Hardware Product Group
1405 W. 240th St
Harbor City, CA 90710

UPC VENDOR	ORDER NO.	ON DOCK
	1069968-00	
PROMISED	HGR P.O. NO.	PAGE NO.
03/28/05	DS3757634001	1
CUSTOMER P.O.		
A68882741		
CUSTOMER RELEASE		



SHIP TO: GULFSTREAM AEROSPACE
 W6355 ATLANTIS DRIVE
 FAA REPAIR STATION G1FR100Y
 APPLETON, WI 54914 US

INSTRUCTIONS: Routine: UPS Ground STAGING AREA: (Standa 580-452

SHIP POINT	VIA	REQUEST	SHIPPED	ORDERED
Honeywell		03/28/05	03/23/05	03/22/05

LINE NO.	PRODUCT AND DESCRIPTION	UPC ITEM NO.	BIN LOCATION	QUANTITY ORDERED	QUANTITY B.O.	QUANTITY SHIPPED	QTY. U/M	RECEIVED	NO. CARTONS	AMOUNT (NET)
<p>THIS REQUEST HAS BEEN PROCESSED UTILIZING HONEYWELL HPG CONDITIONS OF SALE AND THE FOLLOWING GUIDELINES:</p> <ol style="list-style-type: none"> 1. QUALITY SYSTEM COMPLIANT WITH ISO9001:2000, AS9100:2001, SECTION 1 AND FAA AC 00-56. 2. PACKAGING IS IN ACCORDANCE WITH ATA300 SPECIFICATIONS. 3. SHIPMENTS WILL BE MADE VIA HONEYWELL'S CHOICE OF CARRIER UNLESS REQUESTED OTHERWISE. 4. EXCEPT AS MAY HAVE BEEN TAKEN TO CERTAIN REQUIREMENTS ON YOUR PURCHASE ORDER OR REQUEST FOR QUOTE. <p>--ORDR:NP *****RINGS*****</p> <p>PACKAGE. THE SHELF LIFE SHALL BE CLEARLY MARKED ON PKG. AS MFG DATE, CURE DATE, AND SHELF LIFE --CUST:DS</p> <p>Invoice does not include taxation; final billing may include taxation Minimum Ship Qty:</p> <p>1 MS29513-215 HJ/24/B / 150.00 0.00 150.00 EA PACKING "NC" 00/00/nc /ovf PCAT: S1 Rev. Lot #: 62174 Qty: 150.00 C/D: 1Q2002 MFR- Name: PARCO</p> <p>IT IS HEREBY CERTIFIED THAT THE ITEM IDENTIFIED HEREIN CONFORMS TO AN ESTABLISHED INDUSTRY, U.S. GOVERNMENT, OR COMMERCIAL STANDARD. PARTS ARE BEING SHIPPED BY KAPCO ON BEHALF OF HONEYWELL HARDWARE PRODUCT GROUP UNDER LICENSING AGREEMENT WITH HONEYWELL INTERNATIONAL. S/L: 15YRS PER ARP5316 INSP BY: S. Hernandez 03/24/2005 QUALITY CLAUSE: ABCDHPUV</p>										
1	← LINES TOTAL	# OF LINES NOT PRINTED	0	QTY. SHIPPED TOTAL	150.00					
	PICKED BY	PACKED BY	CHECKED BY	CUBE	WEIGHT	FREIGHT CHARGES				
				0.00	0.00					

CARTON SIZE: _____
 NO. OF PACKAGES: _____

CERTIFICATE OF CONFORMANCE

WE HEREBY CERTIFY THAT THE PRODUCT SUPPLIED ON YOUR PURCHASE ORDER IS NEWLY MANUFACTURED AND CONFORMS TO THE APPROVED DESIGN DATA. EVIDENCE OF CONFORMANCE IS ON FILE AND AVAILABLE FOR REVIEW UPON REQUEST.

Tim R. Gill

TIM R. GILL
 VP CORPORATE QUALITY

Thank You For This Order
PACKING LIST

The merchandise listed has been produced in accordance with the Fair Labor Standards Act of 1938 as amended.



PACKING LIST



PAGE: 1
 DATE: 04/05/06
 TIME: 11:54
 EMP#: 23493
 ORD TYP: RG 217

CUSTOMER P.O.: 14344

ORDER NUMBER: 0005383832- 3058655
 ORDER DATE: 04/03/06

SHIP NBR: 3058655

SHIP VIA: UPS - COLLECT

B 000696
 I WORTHINGTON AVIATION PARTS INC
 L 2995 LONE OAK CIRCLE, SUITE 10
 T EAGAN MN 55121
 O U.S.A.

S
 H WORTHINGTON AVIATION PARTS INC
 I
 P 2995 LONE OAK CIRCLE, SUITE 10
 EAGAN MN 55121
 T
 O U.S.A.

S 08200
 H AVIALL CENTRAL WAREHOUSE
 I 2750 REGENT BLVD.
 P DALLAS TX 75261-9048
 F
 R U.S.A.
 O
 M

LINE	MFG	ITEM DESCRIPTION	ORDER QUANTITY	SHIP QUANTITY	BACK ORDER	UOM	LIST PRICE (US\$)	CUSTOMER PRICE (US\$)	EXTENDED CUSTOMER PRICE (US\$)
------	-----	------------------	----------------	---------------	------------	-----	-------------------	-----------------------	--------------------------------

USE EITHER UPS OR FED EX FOR FREIGHT.
 UPS ACCT# 553-271
 FED EX ACCT# 2377-0471-1

2	15	600-0002-1-4 SEAL ZI (1/42) SEAL ZI HAR 8803.30.0010	128	128		0 EA			
		LOT 0406453015 EA		128					
		CLASS III PART. AVIALL CANNOT ISSUE A FAA FORM 8130-3, AIRWORTHINESS APPROVAL TAG ON THIS PART.							

CERTIFICATE OF CONFORMANCE

As the Sr. Quality Manager of Aviall Services, I hereby certify that we are an approved distributor and meet all requirements of ISO 9001-2000 and AC00-56, at 2750 Regent Blvd. DFW Airport, Texas. The part(s) on this document are in new or newly overhauled condition and were purchased from an approved source (FAA, Mil Spec. or Commercial). The Original Manufacturers' Certifications are maintained on file at our central office location and copies are available upon request. On newly overhauled or repaired products, the original FAA 8130-3 (return to service) or yellow tag, from the FAA/JAA approved overhaul shop, are attached to the component.

Dave Taylor

04/05/06

Dave Taylor, Sr. Manager, Quality Assurance

Date

DISCOUNT TERMS APPLY ONLY TO SUB TOTAL. ALL RETURNED MERCHANDISE SUBJECT TO HANDLING FEE.

THIS IS TO CERTIFY THAT AVIALL HAS COMPLIED WITH THE PROVISIONS OF THE FAIR LABOR STANDARDS ACT OF 1938 AMENDED.

CUSTOMER COPY



2995 Lone Oak Circle • Eagan, MN 55121

WW PUMP KIT

1123/1124 INTERTECHNIQUE BOOST PUMP (653744) REPLACEMENT PART SEAL AND GASKET KIT

PACKING SHEET

QTY	PART NUMBER	DESCRIPTION
2	MS29513-215	ORING
1	MS29512-04	ORING
2	653743-509	GASKET
12	600-0002-1/4	SEAL
1	653743-1	GASKET

flite Aviation6430 Larson
Houston, Texas 77061**DELIVERY TICKET**

February 13, 2007

Telephone: 713-644-4800

Fax: 713-644-7939

Deliver to : N83SG**Warehouse:**

Part/Item Name	Description	Current Location	Qty	Serial Number	Lot Number
>> 2070C01T3	FUEL BOOST PUMP/ WW	Receiving Area	1	T023	LT07-00114

Part Condition: Overhauled**Contact:** DAVID LENTZ**Work Order #:** F163.2.2 #1

* End of Report *

>> denotes that the Deliver Ticket line item has already been printed.

DeliveryTicket.rpt

Page 1 of 1

Printed: 2/13/2007 9:25:49AM

Starflite Aviation

8430 Larson
Houston, Texas 77061

DELIVERY TICKET

February 16, 2007

Telephone: 713-644-4800

Fax: 713-644-7939

Deliver to : Shipping Area

Warehouse:



Part/Item Name	Description	Current Location	Qty	Serial Number	Lot Number
>> 124.251	OIL TEMP.&PRESS.GAUGE	N83SG	1	78B0013	

Part Condition:

Contact: IRMA BALKO

Work Order #: F163.2.3 #2

Ship To: Worthington Aviation Parts, Inc.

Main

2995 Lone Oak Circle #10

Eagan, Maine 55121

United States

Phone: 651-994-1600, PRIMARY2

SHIPPED OUT FOR REPAIR ON 1/3/07---RECEIVED BACK FROM REPAIR ON 2/16/07

* End of Report *

>> denotes that the Deliver Ticket line item has already been printed.

DeliveryTicket.rpt

Page 1 of 1

Printed: 2/16/2007 11:01:49AM

Starflite Aviation

2070C01T3

FUEL BOOST PUMP/ WW



RECEIVED: 2/13/2007 9:25:1 SERIAL #: T023

LOT #: LT07-00114



Starflite Aviation

8430 Larson
Houston, Texas 77061

DELIVERY TICKET

March 01, 2007

Telephone: 713-644-4800

Fax: 713-644-7939

Delivery to: N83SG

Warehouse:



Part/Item Name	Description	Current Location	Qty	Serial Number	Lot Number
>> 124.251	OIL TEMP.&PRESS.GAUGE	Receiving Area	1	78B0013	
Part Condition: Repaired		Contact: BRIAN SEAN LYNCH	Work Order #: F163.2.3 #2		

* End of Report *

>> denotes that the Deliver Ticket line item has already been printed.

DeliveryTicket.rpt

Page 1 of 1

Printed: 3/1/2007 11:48:08AM

Starflite Aviation

8430 Larson
Houston, Texas 77061

DELIVERY TICKET

March 01, 2007

Telephone: 713-644-4800

Fax: 713-644-7939

Deliver to: N83SG

Warehouse:



Part/Item Name	Description	Current Location	Qty	Serial Number	Lot Number
124.251	OIL TEMP.&PRESS.GAUGE	Receiving Area	1	78B0013	
Part Condition: Repaired		Contact: BRIAN SEAN LYNCH		Work Order #: F163.2.3 #2	

* End of Report *

>> denotes that the Deliver Ticket line item has already been printed.

DeliveryTicket.rpt

Page 1 of 1

Printed: 3/1/2007 11:47:41AM



BootsEdge Repair Corp



De-icer Repair, Replacement, Sales & Products

"Boot Repair Without Patches"

"At Our Facility ... or Yours"

BootsEdge Repair Corporation is proud to offer the only current Federal Aviation Administration (FAA) approved de-icer "Boot Repair Without Patches" repair process for BFGoodrich brand neoprene pneumatic de-icers. Since 1995 BootsEdge Repair Corporation has performed the repair process on aircraft for the FAA, the US Marshal's Service, the US Navy, and on hundreds of corporate and privately owned aircraft involving thousands of de-icers. **Our FAA approved repair process, with logbook entry, not only adds to the safety of your aircraft, it also increases its value!**

De-icers are repaired by first cleaning the surfaces of patches, bugs and surface containments, returning the de-icer to the original aerodynamic condition. Each surface pinhole, crack and split is then individually repaired utilizing our flush repair process as opposed to the traditional surface patch*. After the de-icer is repaired, conductive cement is applied to the de-icer trailing edges, as needed, if required. To finish the repair process, the de-icer is coated with our high gloss surface treatment/wax.

It is essential that the static discharge system operates correctly before de-icer repair or replacement is performed. De-icer damage can usually be associated with the static electric discharge system not functioning properly. If the static electricity built up in the de-icer cannot be expelled thru the static discharge system, the static electricity can discharge thru the de-icer, causing holes and air leaks in a short period of time.

Low temperatures and/or high altitudes may freeze moisture in the system, rendering the de-icer system inoperable. Also, by utilizing our repair process the entire de-ice system will experience increased longevity as there are less entry points for moisture and other contaminants to enter the system, which will lead to deterioration and corrosion.

Substantial savings on de-icer replacement or direct-ship orders! BootsEdge Repair Corporation is an Official Installation Center for B/E Aerospace's Ice Shield (formally SMR Technologies) brand of de-icers. We also offer BFGoodrich and Aerazur brands of de-icers.

We have de-icer care products too! We offer an FAA approved, very high gloss de-icer surface treatment/wax and a de-icer wax remover/multi-purpose cleaner. Both products are very easy to use, non-corrosive, non-hazardous and biodegradable.

If we can be of service or if you have any questions, please contact us at 888-687-0945.

BootsEdge Repair Corp

888-687-0945 & 405-720-6004 Offices

7004 NW 63rd St., Ste 102

405-720-6003 Fax

Bethany, OK 73008

info@bootsedge.com E-mail

www.bootsedge.com Website

Hangar @ Wiley Post Airport (PWA), Hangar 2F2, Bethany (OKC), OK.

* De-icers with areas damaged beyond the FAA imposed limits must be repaired utilizing a traditional surface patch. De-icers with internal damage, dry rot and/or fuel/oil saturation cannot be repaired with our repair process. The repair process is not an overlay.

09/06



BootsEdge Repair Corporation

De-icer Maintenance

Daily

1. Remove insects from the de-icers using clean water and a clean cloth. Insect intestinal acids will deteriorate the de-icer rubber.
2. Apply BootsEdge Repair Corporation's *Boots "C" Wax*, as needed, to the leading edges of the de-icers as they dull in appearance.

Annual

1. The entire static discharge system should be checked with a megometer, per the applicable aircraft maintenance manual. Static electricity is the main cause of pinholes in de-icers. Inspect the entire system, including, but not limited to;
 - a. The conductive cement (if required per aircraft manufacturer),
 - b. The bonding straps
 - c. The static wicks
 - d. The contact points for the bonding straps and the static wicks
2. Annually (or as needed) remove the de-icers of wax, bugs and any foreign substances using BootsEdge Repair Corporation's *De-Ice Boot Wax Remover/Multi-Purpose Cleaner*. Care should be given not to damage any repairs to the de-icer.
3. UV protection product (such as BFGoodrich Age Master) may be applied before Boots "C" wax.
4. Apply BootsEdge Repair Corporation's *Boots "C" Wax* to maintain a good protective coating and to bring back the cosmetic shine (four to eight coats, per de-icer, are recommended).

Other Considerations

The weather conditions in which the aircraft is flown, the amount of time the aircraft is flown, the number of times the de-icers are inflated and if the aircraft is usually stowed in a hangar are some considerations concerning the care of pneumatic de-icers.

BootsEdge Repair Corp.
7004 NW 63rd St., Suite 102
Bethany, OK 73008
405-720-6004



BootsEdge *Repair Corporation*



Directions for;

BootsEdge Repair Corp's Wax Remover / Multi-Purpose Cleaner
BootsEdge Repair Corp's Boots "C" Wax

Materials required;

Wax remover, Boots "C" wax, two 2-quart tubs, masking tape, 3M Scotch-Brite pads (red) cut into thirds, clean water or MEK (Methyl Ethyl Ketone), clean soft cloth (cheesecloth or sweatshirt, etc), paper towels.

Prevent unused products from freezing.

Aircraft must be out of direct sunlight. Air temperature should exceed 55 degrees.

Wax remover directions.

1. Using the masking tape, tape off the area around the de-ice boots.
2. Pour wax remover into a 2-quart tub (about ½ quart).
3. Soak a Scotch-Brite pad in the wax remover.
4. Using the Scotch-Brite pad, wet de-icer with wax remover, using moderate scrubbing pressure.
5. Keep de-icer wet with wax remover for three to five minutes
6. Remove wax remover with clean paper towels.
7. Repeat as necessary until the de-icer is dull in appearance.
8. Remove any residual wax remover using paper towels soaked with clean water or MEK.
9. Repeat the process for each de-icer.
 - **Great for cleaning exhaust stacks, exhaust soot, landing gears and other hard to clean areas.**
 - "UV" protection (such as *BF Goodrich's Agemaster*) may be applied before Boots "C" wax.

Boots "C" wax directions.

1. Clean the de-icers using *BootsEdge Repair Corp's Wax Remover*.
2. Pour Boots "C" wax into a 2-quart tub (about ½ quart).
3. Soak a clean soft cloth in the Boots "C" wax.
4. Wring out excess Boots "C" wax.
5. Apply Boots "C" wax to the de-icer using end-to-end strokes.
6. Allow Boots "C" to dry.
7. Repeat, applying 6 to 8 coats.
8. Remove tape. Residual Wax Remover can be removed with clean water and a clean rag.

BootsEdge Repair Corp.
7004 NW 63rd St., Suite 102
Bethany, OK 73008
888-687-0945

info@bootsedge.com E-mail
www.bootsedge.com Website



BootsEdge Repair Corporation

De-Icer Repair Limited Warranty

BootsEdge Repair Corporation warrants the repairs BootsEdge Repair Corporation performed on de-icers found to be defective in workmanship or materials for six months or 150 hours from date of repairs, whichever ever occurs first. BootsEdge Repair Corporation will have no other obligation and will not be liable for incidental or consequential damages. BootsEdge Repair Corporation makes no implied warranty of fitness of the de-icer(s) or the de-icer system. This warranty does not cover damage by: inadequate or faulty static-electric discharge system, addition or alteration of the de-icer(s). Accident, abuse and normal expected wear are not covered by this warranty. Edging on the trailing edge(s) of the de-icer(s) is not covered by this warranty. Damage that is determined to be of no fault by workmanship or materials will be at consumer's expense. BootsEdge Repair Corporation does not warranty, either expressly or implied, the de-icer system. System to include, but not limited to; plumbing, relays, static-electric discharge system, switches, tubing, valves or any other part(s). All warranty repairs are to be performed at BootsEdge Repair Corporation's repair facility.

De-Icer Replacement Limited Warranty

Ice Shield Pneumatic De-Icers and BFGoodrich Pneumatic De-Icers are warranted by the manufacture to be free from defects in material and workmanship for twenty-four (24) months or 3,000 flight hours from date of sale, whichever occurs first, but not beyond eighty-four (84) months from date of manufacture. BootsEdge Repair Corporation warrants the installation BootsEdge Repair Corporation performed on de-icers that are found to be defective in installation workmanship for six (6) months or 150 hours from date of installation, whichever ever occurs first. BootsEdge Repair Corporation will have no other obligation and will not be liable for incidental or consequential damages. BootsEdge Repair Corporation makes no implied warranty of fitness of the de-icer(s) or de-icer system. This warranty does not cover damage by: inadequate or faulty static-electric discharge system, addition or alteration of the de-icer(s). Accident, abuse and normal expected wear are not covered by this warranty. Edging on the trailing edge(s) of the de-icer(s) is not covered by this warranty. Damage that is determined to be of no fault by workmanship or materials will be at consumer's expense. BootsEdge Repair Corporation does not warranty, either expressly or implied, the de-icer system. System to include, but not limited to; plumbing, relays, static-electric discharge system, switches, tubing, valves or any other part(s). All warranty repairs are to be performed at BootsEdge Repair Corporation's repair facility

BootsEdge Repair Corp.
7004 NW 63rd St., Suite 102
Bethany, OK 73008
405-720-6004

3-07

WORK ORDER

Page of

Make IAI	Model 1124A	N# 83SG	Serial # 368	Tach.	WO # WW1014
Warranty Start Date	Left Eng. S/N	Time		Date Rcvd.	
Engine Model	Right Eng. S/N	Time		Delivery Date	
Owner's Name Arthur & Arthur	Address P.O. Box 7967				Begin 3-15-2007
City Missoula, MT 55807	Phone		Completed 3/28/07		Written by W. O'Berg
Pmt. Method <input type="checkbox"/> Cash <input type="checkbox"/> Charge <input type="checkbox"/> Credit Card <input type="checkbox"/>	Credit Approved by				

Work Scope

MAINTENANCE RELEASE

The Items identified above/below was repaired and inspected in accordance with current instructions contained in 1124 m/m. The Maintenance Rules of the Federal Aviation Regulation under which the operator is certificated and is approved for return to service as per those requirements. Pertinent details of the repair are on file at this repair station under Work Order No. WW1014 Date 3/27/07

Signed _____
for Aviation Services Unlimited, Inc., Hangar 6, Wiley Post Airport, Bethany, OK 73008 CRS#X6UR264N

Item	Labor		Total Time	P		S		Removed	Mech	Insp.
	ST	OT		Off	On	Off	On			
1.				<input checked="" type="checkbox"/>	<input type="checkbox"/>	<input checked="" type="checkbox"/>	<input type="checkbox"/>			
Discrepancy Fuel leak in center section.								Repaired		
Corrective Action All repairs work performed by IAFS Refer to their work order or work scope performed.								Reinstalled		
								Functional Test		
								Date Completed		

Item	Labor		Total Time	P		S		Removed	Mech	Insp.
	ST	OT		Off	On	Off	On			
2.				<input checked="" type="checkbox"/>	<input type="checkbox"/>	<input checked="" type="checkbox"/>	<input type="checkbox"/>			
Discrepancy Replace nose tires and balance. ^{L/H} S/N OFF 42961159 ^{R/H} S/N ON 62161053								Repaired		
Corrective Action removed wheels & tires from A/C found balance weights installed with J.B. weld, clipped off weights & painted O/B side of wheels. installed new tires.								Reinstalled		
								Functional Test		
								Date Completed		

Item	Labor		Total Time	P		S		Removed	Mech	Insp.
	ST	OT		Off	On	Off	On			
3.				<input checked="" type="checkbox"/>	<input type="checkbox"/>	<input checked="" type="checkbox"/>	<input type="checkbox"/>			
Discrepancy Remove cockpit side panels and back seal rivets around mask.								Repaired		
Corrective Action Remove all cockpit side & overhead panels and instruments required to gain access to rivets & screws, remove installation. Back seal all rivets & screws & re-install around equipment.								Reinstalled		
								Functional Test		
								Date Completed		

CONDITIONS OF REPAIR ORDER. I hereby authorize the repair work to be done along with necessary materials, and hereby grant you and/or your employees and agents permission to operate the aircraft or part herein described for the purpose of testing and/or inspection. I further agree to indemnify and hold you harmless from any and all claims, damages, loss or liability which may occur directly or indirectly from this work, testing and/or inspection, and I further agree that you will not be responsible for any loss or damage to any articles of personal property of any kind or character in case of loss by fire, theft, accident or other cause beyond your control. The labor and materials are ordered by me, for which I have authority to pay, to be listed at your regular prices. I agree to pay cash when the work is completed or on terms satisfactory to you, and until paid, such obligation shall constitute a lien on the aircraft described herein. I agree to pay legal interest upon any past due, delinquent account for the work provided for herein, as well as collection costs including reasonable attorney's fees, and I hereby waive all rights to claim exemption under any state laws.

Owner or Owner's Authorized Agent (signed)

OVERTIME (if needed)

- Approved
- Not Approved

ITEM	LABOR	TOTAL TIME	P/N	OFF	S/N	OFF	REMOVED	MECH.	INSP.
	ST OT			ON		ON			
4.									
DISCREPANCY							REPAIRED		
Touch up paint and polish bright metal.							REINSTALLED		
CORRECTIVE ACTION							FUNCTIONAL TEST		
All work performed by Rock West							DATE COMPLETED		
5.									
DISCREPANCY							REPAIRED		
Contact Boot Doctor and have all boots treated - this is direct bill to customer.							REINSTALLED		
CORRECTIVE ACTION							FUNCTIONAL TEST		
All work performed by the Boot Doctor							DATE COMPLETED		
6									
DISCREPANCY							REPAIRED		
nose gear uplock latch seized							REINSTALLED		
CORRECTIVE ACTION							FUNCTIONAL TEST		
removed latch & cleaned stripper water out of boss. lubricated latch & reinstalled ops OK							DATE COMPLETED		
2									
DISCREPANCY							REPAIRED		
cont.							REINSTALLED		
CORRECTIVE ACTION							FUNCTIONAL TEST		
balanced, reinstalled wheels on A/C after packing bearings, as per A.M.M.							DATE COMPLETED		
7									
DISCREPANCY							REPAIRED		
Co-pilot side wall lower speaker has hole in it. (QUAM 6C5FR) P.O.D.							REINSTALLED		
CORRECTIVE ACTION							FUNCTIONAL TEST		
Removed and replaced speaker OPER OK.							DATE COMPLETED		
8									
DISCREPANCY							REPAIRED		
Pelots on/off audio switch broken (TPDT) (SPEAKER ON/OFF SWITCH)							REINSTALLED		
CORRECTIVE ACTION							FUNCTIONAL TEST		
Rewired Switch - System check OK.							DATE COMPLETED		

Hande
Thack

RELIANCE AEROPRODUCTS
INTERNATIONAL, INC.

South 6th Avenue
Mansfield, Texas 76063
C.R.S. No. UPJR720L
(817)453-8829 (817)453-3228 F

Part Number 2F1-4-32423-520

Serial Number 02-14209

Description FUEL CELL

Corrective Action

- Repaired Tested O'hailed
 Inspected Other
 IAW Tech Data AP3008

Work Order No. F7154

Next Insp. Due N/A

The component identified above was repaired and inspected in accordance with current regulations of the Federal Aviation Administration and is approved for return to service. Pertinent details of the Repair are on file at this repair station.

Signed: [Signature]


Sig. of Authorized Individual

: 03/21/07






SERVICEABLE



Reliance AeroProducts International, Inc.
950 South 6th Avenue
Mansfield, Texas 76063
TEL: 817-453-8829 FAX: 817-453-3228
FAA Repair Station # UPJR720L

Work Order # <i>F7154</i>	Date Opened <i>03/20/07</i>	Opened By <i>JC</i>	Customer PO#	Y Overtime N Approved	Return Ship Date
Customer Billing Information Name: <i>RELIANCE</i>			Customer Shipping Information Name:		
Address: <i>STOCK</i>			Address:		
City/State:		Zip:	City/State:		Zip:
Contact:		Telephone:	Contact:		Telephone:
Service Requested	Test <input checked="" type="checkbox"/>	Repair <input type="checkbox"/>	Recondition <input type="checkbox"/>	Inspection <input checked="" type="checkbox"/>	
Other: <input checked="" type="checkbox"/> <i>I.A.W AP308</i>					
Number of items on this work order:					
Number of items certified:					
Number of items rejected: <i>0</i>					
Number of items returned to customer:					
Number of items scrapped: <i>0</i>					
Method of preservation: <input type="checkbox"/> MIL-P-116 <input type="checkbox"/> Standard Reliance					
<input checked="" type="checkbox"/> Other <i>I.A.W AP308</i>					
Comments or special instructions: <i>RETURN TO CUSTOMER</i>					
Final review of work order by: <i>J. [Signature]</i>  <i>03/21/07</i>					

WORK ORDER INSPECTION FORM

ITEM # 1	PAGE 2 OF 2	DATE: 03/20/07	W.O.# F7154
COMPONENT NAME: FUEL CELL		P/N: 2A-U-32923-520 S/N: 02-16209	
MANUFACTURER: EFC		CONST: BTC-99	MFG. DATE: 05/02
DISCREPANCIES NOTED ON RECEIVING INSPECTION		CORRECTIVE ACTION TAKEN	
NONE NOTED		N/A	
			
DISCREPANCIES NOTED ON PRELIMINARY INSPECTION		CORRECTIVE ACTION TAKEN	
PERFORMED PRELIMINARY INSPECTION AND NOTED NO DEFECTS		N/A	
			
DISCREPANCIES NOTED ON HIDDEN DAMAGE INSPECTION		CORRECTIVE ACTION TAKEN	
PERFORMED HIDDEN DAMAGE INSPECTION AND PHEND TEST NOTED NO DEFECTS		N/A	
			
DISCREPANCIES NOTED ON IN PROGRESS INSPECTION		CORRECTIVE ACTION TAKEN	
PERFORMED IN PROGRESS INSPECTION AND NOTED NO DEFECTS		N/A	
			
FINAL INSPECTION		CORRECTIVE ACTION TAKEN	
FINAL INSPECTION NOTED NO DEFECTS ALL WORK DONE A.W. AP 368		RETURN TO CUSTOMER	
			
		INSPECTOR: Juan E Rangel DATE: 03/21/07	

RAP FORM 109

REVISION C

The aircraft, airframe, or appliance identified was repaired and inspected in accordance with current requirements of the Federal Aviation and is approved for return to service. Pertinent details are on file at RELIANCE AEROPRODUCTS INT'L INC., 950 South 6th Avenue, Mansfield, Texas 76063

FAA Repair Station Number UPJR720L

Authorized Inspector: 

DATE: 03/21/07



Print Date: 02/24/05
Engineered Fabrics Corporation
669 Goodyear Street
Rockmart, Georgia 30153

Packing Slip 64227
Reference BOL
107402

Ship Date
02/24/05 -P

Page
1

RELIANCE AEROPRODUCTS
950 S 6TH AVE

Ship To
RELIANCE AEROPRODUCTS
950 SOUTH 6TH AVENUE
MANSFIELD, TX 76063 USA

MANSFIELD, TX 76063-2725 USA
SO Number 13269
PO Number 5245
Cust AGC: GA

Carrier: YELLOW FREIGHT
Freight Terms: COLL
Contract No:

Line Item	Description	Rev	Quantity	UM
0001	2F1-6-35260-507 ASTRA JET FUEL TANKS EFC Line: 0001 Cust Item: 2F1-6-35260-507	M	1.0000	EA
	Commodity Code: Serial No: 05-04084			
0002	2F1-6-35260-508 ASTRA JET FUEL TANKS EFC Line: 0002 Cust Item: 2F1-6-35260-508	M	1.0000	EA
	Commodity Code: Serial No: 05-03486			
0003	2F1-6-32423-519 ASTRA JET FUEL TANKS EFC Line: 0003 Cust Item: 2F1-6-32423-519	V	1.0000	EA
	Commodity Code: Serial No: 05-03490			
0004	2F1-6-32423-520 ASTRA JET FUEL TANKS EFC Line: 0004 Cust Item: 2F1-6-32423-520	V	1.0000	EA
	Commodity Code: Serial No: 05-03492			

Engineered Fabrics Corporation hereby certifies that the above items have been inspected and that they comply in all respects with the relevant specifications and/or drawings, in accordance with the requirements of the above Purchase Order or Contract, and that the test results are available for examination upon request.

State of Georgia

County SS Polk

Signed _____

Title

Print Date: 02/24/05
Engineered Fabrics Corporation
669 Goodyear Street
Rockmart, Georgia 30153

Packing Slip
Reference BOL
107402
64227

Ship Date
02/24/05 -P
Page
2

RELIANCE AEROPRODUCTS
950 S 6TH AVE

Ship To
RELIANCE AEROPRODUCTS
950 SOUTH 6TH AVENUE
MANSFIELD, TX 76063 USA

MANSFIELD, TX 76063-2725 USA
SO Number 13269 Carrier: YELLOW FREIGHT
PO Number 5245 Freight Terms: COLL
Cust AGC: GA Contract No:

Line Item	Rev	Quantity	UM
Description			

PACKAGE PER 19-100			
CERTIFICATE OF CONFORMANCE			
TOOLING OWNERSHIP: EFC			
PMA APPROVED			

Engineered Fabrics Corporation hereby certifies that the above items have been inspected and that they comply in all respects with the relevant specifications and/or drawings, in accordance with the requirements of the above Purchase Order or Contract, and that the test results are available for examination upon request.

State of Georgia County SS Polk
Signed J. R. [Signature] FEB 25 2005
Title



1-07

Starflite Aviation 8430 Larson Houston, Texas 77061	Repair Station #: Telephone: 713-644-4800	Log #: Fax: 713-644-7939
--	--	---------------------------------

CUSTOMER: R & S Aircraft Investment	AIRCRAFT SERIAL NUMBER: 368	PAGE NUMBER: Page 1 of 1
CUSTOMER CONTACT: Jeff Ware	AIRCRAFT TOTAL TIME: N83SG	WORK ORDER #: F154
CONTACT TELEPHONE: 713-644 4800	ITEM DESCRIPTION: SCHEDULED	PRINTED: 2/7/2007 10:37:22AM
MANUFACTURER: Israel Aircraft Industries	PART / MODEL NUMBER: 1124A	SERIAL NUMBER: 368
CUSTOMER ADDRESS: 5902 Sovereign Houston, Texas 77036 United States	TOTAL TIME:	TOTAL CYCLES:
	TSN / TSO: N/A	CSN / CSO: N/A



ITEM / SQUAWK: 1.1	DATE OPENED: 1/30/2007	OPENED BY: DAVID LENTZ	SIGN OFF: DAVID LENTZ	INSPECTOR #1: BRIAN SEAN LYNCH
WORK ORDER #: F154	DATE CLOSED: 2/7/2007	COMPLETED BY: BRIAN SEAN LYNCH	FUNCTIONAL TEST: N/A	INSPECTOR #2: N/A
DISCREPANCY: COMPLY WITH COCKPIT AND CABIN FIRE EXTINGUISHER MONTHLY VISUAL INSPECTION				
RESOLUTION: COMPLIED WITH COCKPIT AND CABIN FIRE EXTINGUISHER MONTHLY VISUAL INSPECTION, NO DISCREPANCIES NOTED.				
PART NUMBER OFF:	PART NUMBER ON:	SERIAL NUMBER OFF:	SERIAL NUMBER ON:	

In accordance with **14 CFR § 43.9 (§ 43.11 -Insp's)** I certify that the work described, performed, and completed herein has been done satisfactorily using the aircrafts airframe, engine, or appliance manufacture's (as applicable) recommended methods, and procedures contained within the manufacture's current maintenance manual. The subsequent signature, with certificate number appropriate to the work performed with the date on which it was completed, constitutes a return to service only for the work performed and completed herein. For maintenance/inspections performed in accordance with **14 CFR § 135.411(a)(2)**, reference the current certificate holders approved program and/or GMM, for the required return to service statement.

Technician Signature	Certificate Number	Date
<i>David H. Lentz</i>	A&P <i>459981960</i>	<i>1/30/07</i>
Inspector Signature	Certificate Number	Date
<i>Sean Lynch</i>	A&P <i>2668258</i>	<i>1-30-07</i>



Starflite Aviation 8430 Larson Houston, Texas 77061		Repair Station #:	Log #: _____
		Telephone: 713-644-4800	Fax: 713-644-7939
CUSTOMER: R & S Aircraft Investment:	AIRCRAFT SERIAL NUMBER: 368	PAGE NUMBER: Page 1 of 1	
CUSTOMER CONTACT: Jeff Ware	AIRCRAFT TOTAL TIME: N83SF	WORK ORDER #: F154	
CONTACT TELEPHONE: 713-644-4800	ITEM DESCRIPTION: UNSCHEDULED	PRINTED: 2/7/2007 10:54:26AM	
MANUFACTURER: Israel Aircraft Industries	PART / MODEL NUMBER: 1124A	SERIAL NUMBER: 368	
CUSTOMER ADDRESS: 5902 Sovereign Houston, Texas 77036 United States	TOTAL TIME:	TOTAL CYCLES:	DATE IN:
	TSN / TSO: N/A	CSN / CSO: N/A	DATE OUT:



ITEM / SQUAWK: 2.1	DATE OPENED: 12/21/2006	OPENED BY: LARRY PAUL BARRETT	SIGN OFF: LARRY PAUL BARRETT	INSPECTOR #1: DAVID LENTZ
WORK ORDER #: F154	DATE CLOSED: 2/7/2007	COMPLETED BY: DAVID LENTZ	FUNCTIONAL TEST: N/A	INSPECTOR #2: N/A
DISCREPANCY: LAV OVERLAY PANEL IS DETACHED				
RESOLUTION: ADDED ADHESIVE MATERIAL AND RE ATTACHED OVERLAY PANEL.				
PART NUMBER OFF:	PART NUMBER ON:	SERIAL NUMBER OFF:	SERIAL NUMBER ON:	

In accordance with 14 CFR § 43.9 (§ 43.11 -Insp's) I certify that the work described, performed, and completed herein has been done satisfactorily using the aircrafts airframe, engine, or appliance manufacture's (as applicable) recommended methods, and procedures contained within the manufacture's current maintenance manual. The subsequent signature, with certificate number appropriate to the work performed with the date on which it was completed, constitutes a return to service only for the work performed and completed herein. For maintenance/inspections performed in accordance with 14 CFR § 135.411(a)(2), reference the current certificate holders approved program and/or GMM, for the required return to service statement.

Technician Signature <i>Larry P. Barrett</i>	Certificate Number A&P 2718002	Date 12-21-2007
Inspector Signature <i>David N. Lentz</i>	Certificate Number A&P 45798940	Date 12/21/07



A. 3 Not used



Starflite Aviation 8430 Larson Houston, Texas 77061		Repair Station #:	Log #: _____
		Telephone: 713-644-4800	Fax: 713-644-7939
CUSTOMER: R & S Aircraft Investment:	AIRCRAFT SERIAL NUMBER: 368	PAGE NUMBER: Page 1 of 1	
CUSTOMER CONTACT: Jeff Ware	AIRCRAFT TOTAL TIME: N83SF	WORK ORDER #: F154	
CONTACT TELEPHONE: 713-644-4800	ITEM DESCRIPTION: UNSCHEDULED	PRINTED: 2/7/2007 10:49:25AM	
MANUFACTURER: Israel Aircraft Industries	PART / MODEL NUMBER: 1124A	SERIAL NUMBER: 368	
CUSTOMER ADDRESS: 5902 Sovereign Houston, Texas 77036 United States	TOTAL TIME:	TOTAL CYCLES:	DATE IN:
	TSN / TSO: N/A	CSN / CSO: N/A	DATE OUT:



ITEM / SQUAWK: 2.3	DATE OPENED: 1/3/2007	OPENED BY: BRIAN SEAN LYNCH	SIGN OFF: BRIAN SEAN LYNCH	INSPECTOR #1: DAVID LENTZ
WORK ORDER #: F154	DATE CLOSED: 2/7/2007	COMPLETED BY: DAVID LENTZ	FUNCTIONAL TEST: N/A	INSPECTOR #2: N/A
DISCREPANCY: RH HORIZONTAL STABILIZER TIP IS MISSING STATIC WICK				
RESOLUTION: REPLACED RH HORIZONTAL STABILIZER STATIC WICK				
PART NUMBER OFF:	PART NUMBER ON:	SERIAL NUMBER OFF:	SERIAL NUMBER ON:	

In accordance with **14 CFR § 43.9 (§ 43.11 -Insp's)** I certify that the work described, performed, and completed herein has been done satisfactorily using the aircraft's airframe, engine, or appliance manufacturer's (as applicable) recommended methods, and procedures contained within the manufacturer's current maintenance manual. The subsequent signature, with certificate number appropriate to the work performed with the date on which it was completed, constitutes a return to service only for the work performed and completed herein. For maintenance/inspections performed in accordance with **14 CFR § 135.411(a)(2)**, reference the current certificate holders approved program and/or GMM, for the required return to service statement.

Technician Signature	Certificate Number	Date
<i>Brian Lynch</i>	A&P <i>268258</i>	<i>1-3-07</i>
Inspector Signature	Certificate Number	Date
<i>David N. Lentz</i>	A&P <i>459981960</i>	<i>1/3/07</i>

Starflite Aviation

8430 Larson
Houston, Texas 77061

Repair Station #:

Log #: _____

Telephone: 713-644-4800

Fax: 713-644-7939

CUSTOMER: R & S Aircraft Investment	AIRCRAFT SERIAL NUMBER: 368	PAGE NUMBER: Page 1 of 1
CUSTOMER CONTACT: Jeff Ware	AIRCRAFT TOTAL TIME: N/A	WORK ORDER #: F154
CONTACT TELEPHONE: 713-644-4800	ITEM DESCRIPTION: AVIONICS	PRINTED: 2/13/2007 10:52:36AM
MANUFACTURER: Israel Aircraft Industries	PART / MODEL NUMBER: 1124A	SERIAL NUMBER: 368
CUSTOMER ADDRESS: 5902 Sovereign Houston, Texas 77036 United States	TOTAL TIME:	TOTAL CYCLES:
	TSN / TSO: N/A	CSN / CSO: N/A
		DATE IN:
		DATE OUT:



ITEM / SQUAWK: 3.1	DATE OPENED: 12/18/2006	OPENED BY: RICHARD JONES	SIGN OFF: DAVID LENTZ	INSPECTOR #1:
WORK ORDER #: F154	DATE CLOSED: 2/7/2007	COMPLETED BY: DAVID LENTZ	FUNCTIONAL TEST: N/A	INSPECTOR #2: N/A
DISCREPANCY: PILOT IVSI INTERMITTANT.				
RESOLUTION: TROUBLESHOOT PILOTS IVSI, DETERMINED INDICATOR WILL BE REPAIRED IN OKLAHOMA CITY WHEN AIRCRAFT IS DOWN FOR FUEL LEAK REPAIR, PILOTS IVSI, P/N 622-7689-003, S/N 166, REMOVED BY AVIATION SERVICES UNLIMITED, INC. CRS# 6UR264N, REPAIRED BY ROCKWELL COLLINS, CRS# NZ2R049L, WO# 19640, INSTALLED BY AVIATION SERVICES UNLIMITED, INC.				
PART NUMBER OFF:	PART NUMBER ON:	SERIAL NUMBER OFF:	SERIAL NUMBER ON:	

In accordance with **14 CFR § 43.9 (§ 43.11 -Insp's)** I certify that the work described, performed, and completed herein has been done satisfactorily using the aircraft's airframe, engine, or appliance manufacturer's (as applicable) recommended methods, and procedures contained within the manufacturer's current maintenance manual. The subsequent signature, with certificate number appropriate to the work performed with the date on which it was completed, constitutes a return to service only for the work performed and completed herein. For maintenance/inspections performed in accordance with **14 CFR § 135.411(a)(2)**, reference the current certificate holders approved program and/or GMM, for the required return to service statement.

Technician Signature <i>David W. Lentz</i>	Certificate Number 459981960	Date 2/7/07
Inspector Signature <i>Richard Jones</i>	Certificate Number 2211668	Date 2-9-07

Starflite Aviation

8430 Larson
Houston, Texas 77061

Repair Station #:

Log #: _____

Telephone: 713-644-4800

Fax: 713-644-7939


CUSTOMER: R & S Aircraft Investment:	AIRCRAFT SERIAL NUMBER: 368	PAGE NUMBER: Page 1 of 1
CUSTOMER CONTACT: Jeff Ware	AIRCRAFT TOTAL TIME: N/A	WORK ORDER #: F154
CONTACT TELEPHONE: 713-644-4800	ITEM DESCRIPTION: AVIONICS	PRINTED: 2/7/2007 10:44:10AM
MANUFACTURER: Israel Aircraft Industries	PART / MODEL NUMBER: 1124A	SERIAL NUMBER: 368
CUSTOMER ADDRESS: 5902 Sovereign Houston, Texas 77036 United States	TOTAL TIME:	TOTAL CYCLES:
	TSN / TSO: N/A	CSN / CSO: N/A



ITEM / SQUAWK: 3.2	DATE OPENED: 12/26/2006	OPENED BY: DAVID LENTZ	SIGN OFF: BRIAN SEAN LYNCH	INSPECTOR #1: DAVID LENTZ
WORK ORDER #: F154	DATE CLOSED: 2/7/2007	COMPLETED BY: DAVID LENTZ	FUNCTIONAL TEST: N/A	INSPECTOR #2: N/A
DISCREPANCY: DIRECTIONAL GYRO/ AUTOPILOT, INTERMITTENT /INOP				
RESOLUTION: TROUBLESHOOT SYSTEM, DIRECTIONAL GYRO AND AUTOPILOT, DIRECTIONAL GYRO FAILED, DETERMINED NO 26 VOLT OUTPUT FROM #1 INVERTER TO #1 INSTRUMENT BUS, TEMPLE ELECTRONICS. REPLACED INVERTER P/N1A1000-1D S/N97-1497. OPS CHECKED GOOD.				
PART NUMBER OFF: 1A1000-1D	PART NUMBER ON: 1A1000-1D	SERIAL NUMBER OFF: C0363018	SERIAL NUMBER ON: C0363007	

In accordance with 14 CFR § 43.9 (§ 43.11 -Insp's) I certify that the work described, performed, and completed herein has been done satisfactorily using the aircrafts airframe, engine, or appliance manufacture's (as applicable) recommended methods, and procedures contained within the manufacture's current maintenance manual. The subsequent signature, with certificate number appropriate to the work performed with the date on which it was completed, constitutes a return to service only for the work performed and completed herein. For maintenance/inspections performed in accordance with 14 CFR § 135.411(a)(2), reference the current certificate holders approved program and/or GMM, for the required return to service statement.

Technician Signature	Certificate Number	Date
<i>Sean Lynch</i>	A&P 2668258	12-28-06
Inspector Signature	Certificate Number	Date
<i>David H Lentz</i>	A&P 459981960	12/28/06

1. Approving National Aviation Authority/Country: FAA/UNITED STATES		2. AUTHORIZED RELEASE CERTIFICATE FAA Form 8130-3, AIRWORTHINESS APPROVAL TAG				3. Form Tracking Number: 18464	
4. Organization Name and Address: AERO-TECH SERVICES, INC. 8354 SECURA WAY SANTA FE SPRINGS, CA 90670 562-696-1128 FAX 562-945-1328					5. Work Order/Contract/Invoice Number: 3197		
6. Item:	7. Description:	8. Part Number:	9. Eligibility: *	10. Quantity:	11. Serial/Batch Number:	12. Status/Work:	
1	FUEL CELL(S)	61032-501	ISREAL 1124	1	N/A	OVERHAULED	
13. Remarks NEWLY OVERHAULED: THIS CELL WAS OVERHAULED/TESTED IN ACCORDANCE WITH MANUFACTURER'S SPECIFICATIONS.							
14. Certifies the items identified above were manufactured in conformity to: <input type="checkbox"/> Approved design data and are in a condition for safe operation. <input type="checkbox"/> Non-approved design data specified in Block 13.				19. <input checked="" type="checkbox"/> 14 CFR 43.9 Return to Service <input type="checkbox"/> Other regulation specified in Block 13 Certifies that unless otherwise specified in Block 13, the work identified in Block 12 and described in Block 13 was accomplished in accordance with Title 14, Code of Federal Regulations, part 43 and in respect to that work, the items are approved for return to service.			
15. Authorized Signature:		16. Approval/Authorization No.:		20. Authorized Signature 		21. Approval/Certificate No.: AL4R054M	
17. Name (Typed or printed):		18. Date (m/d/y):		22. Name (Typed or Printed): ALBERT AVILA		23. Date (m/d/y): 06/09/04	
User/Installer Responsibilities							
<p>It is important to understand that the existence of this document alone does not automatically constitute authority to install the part/component/assembly.</p> <p>Where the user/installer performs work in accordance with the national regulations of an airworthiness authority different than the airworthiness authority of the country specified in Block 1, it is essential that the user/installer ensures that his/her airworthiness authority accepts parts/components/assemblies from the airworthiness authority of the country specified in Block 1.</p> <p>Statements in Blocks 14 and 19 do not constitute installation certification. In all cases, aircraft maintenance records must contain an installation certification issued in accordance with the national regulations by the user/installer before the aircraft may be flown.</p>							

RELIANCE AEROPRODUCTS

INTERNATIONAL, INC.

950 South 6th Avenue

Mansfield, Texas 76063

C.R.S. No. UPJR720L

(817)453-8829 (817)453-3228 F

Part Number 2F1-6-32423-520

Serial Number 00-73186

Description Fuel Cell

Corrective Action

Repaired Tested O'hailed

Inspected Other

IAW Tech Data APJ62

Work Order No. F4140

Next Insp. Due N/A

The component identified above was repaired and inspected in accordance with current regulations of the Federal Aviation Administration and is approved for return to service. Pertinent details of the Repair are on file at this repair station.

Signed: [Signature]



Sig. of Authorized Individual

Date: 22/05/4

SERVICEABLE

RELIANCE AEROPRODUCTS
INTERNATIONAL, INC.
950 South 6th Avenue
Mansfield, Texas 76063
C.R.S. No. UPJR720L
(817)453-8829 (817)453-3228 F

Part Number 2F1-6-35260-508 RH

Serial Number 00-73285

Description Fuel Cell

Corrective Action

Repaired Tested O'hailed

Inspected Other

IAW Tech Data A.P. 368

Work Order No. F4140

Next Insp. Due N/A

The component identified above was repaired and inspected in accordance with current regulations of the Federal Aviation Administration and is approved for return to service. Pertinent details of the Repair are on file at this repair station.

Signed: WAB


Sig. of Authorized Individual

Date: 07/05/94

SERVICEABLE

RELIANCE AEROPRODUCTS

INTERNATIONAL, INC.

950 South 6th Avenue

Mansfield, Texas 76063

C.R.S. No. UPJR720L

(817) 453-8829 (817) 453-3228 F

Part Number 2F1-6-32423-579 LH

Serial Number 99-44267

Description _____

Corrective Action

Repaired Tested O'hailed

Inspected Other

IAW Tech Data AD 368

Work Order No. F4140

Next Insp. Due N/A

The component identified above was repaired and inspected in accordance with current regulations of the Federal Aviation Administration and is approved for return to service. Pertinent details of the Repair are on file at this repair station.

Signed: [Signature]



Sig. of Authorized Individual

Date: 27/05/9

SERVICEABLE

RELIANCE AEROPRODUCTS

INTERNATIONAL, INC.

950 South 6th Avenue

Mansfield, Texas 76063

C.R.S. No. UPJR720L

(817)453-8829 (817)453-3228 F

Part Number RF1-6-33260-507

Serial Number 99-44463

Description Fuel Cell

Corrective Action

Repaired Tested O'hauled

Inspected Other

IAW Tech Data AP 368

Work Order No. F4140

Next Insp. Due N/A

The component identified above was repaired and inspected in accordance with current regulations of the Federal Aviation Administration and is approved for return to service. Pertinent details of the Repair are on file at this repair station.

Signed: [Signature]



Sig. of Authorized Individual

Date: 27/05/4

SERVICEABLE

See Log Book for sign off.

WORK ORDER

Ldgs 6491

Page of

Make IAI	Model 1124A	N# 87SG	Serial # 368	Tach. 8989.3	WO # WW0993
Warranty Start Date	Left Eng. S/N	Time			Date Rcvd.
Engine Model	Right Eng. S/N	Time			Delivery Date
Owner's Name R & S Aircraft Investments, LLC	Address 5711 Hillcraft Street				Begin 1-10-2007
City Houston, TX 77036-2215	Phone	Completed 1-30-2007			Written by W. O'Berg
Pmt. Method <input type="checkbox"/> Cash <input type="checkbox"/> Charge <input type="checkbox"/> Credit Card <input type="checkbox"/>	Credit Approved by				

Work Scope

MAINTENANCE RELEASE

The Aircraft identified above/below was repaired and inspected in accordance with current instructions contained in 1124 M.M., The Maintenance Rules of the Federal Aviation Regulation under which the operator is certificated and is approved for return to service as per those requirements. Pertinent details of the repair are on file at this repair station under Work Order No. WW0993 Date 1-30-2007

Signed W. O'Berg
for Aviation Services Unlimited, Inc., Hangar 6, Wiley Post Airport, Bethany, OK 73008 CRS#X6UR264N

Item	Labor	Total Time	P	Off	S	Off	Removed	Mech	Insp.
	ST OT		N	On	N	On			
1.									
Discrepancy (Possible Warranty) Inspect for fuel leaks in center section and wings.							Repaired		
Corrective Action Work performed by IATF. Refer to their work order for work scope performed on all repairs.							Reinstalled		
							Functional Test		
							Date Completed		

Item	Labor	Total Time	P	Off	S	Off	Removed	Mech	Insp.
	ST OT		N	On	N	On			
2.									
Discrepancy Pilot's V.N.I. needle hangs up, send out to Collins for estimate and repair.							Repaired		
Corrective Action Removed VNI, sent to Collins for repair. Installed VNI. OPS CK DUE. M.Horn 1-26-07 OPS CK OK							Reinstalled		
							Functional Test		
							Date Completed		

Item	Labor	Total Time	P	Off	S	Off	Removed	Mech	Insp.
	ST OT		N	On	N	On			
3.									
Discrepancy R/H MAIN boost Pump failed, during defueling.							Repaired		
Corrective Action Advised David Lentz @ Stratlight, he accepted as is without replacement. Ret: M.F.L. Chapter 28 Pg 1.29.1 1-29-07 BMD							Reinstalled		
							Functional Test		
							Date Completed		

CONDITIONS OF REPAIR ORDER. I hereby authorize the repair work to be done along with necessary materials, and hereby grant you and/or your employees and agents permission to operate the aircraft or part herein described for the purpose of testing and/or inspection. I further agree to indemnify and hold you harmless from any and all claims, damages, loss or liability which may occur directly or indirectly from this work, testing and/or inspection, and I further agree that you will not be responsible for any loss or damage to any articles of personal property of any kind or character in case of loss by fire, theft, accident or other cause beyond your control. The labor and materials are ordered by me, for which I have authority to pay, to be listed at your regular prices. I agree to pay cash when the work is completed or on terms satisfactory to you, and until paid, such obligation shall constitute a lien on the aircraft described herein. I agree to pay legal interest upon any past due, delinquent account for the work provided for herein, as well as collection costs including reasonable attorney's fees, and I hereby waive all rights to claim exemption under any state laws.

1. Approving National Aviation Authority/Country: FAA/United States		2. AUTHORIZED RELEASE CERTIFICATE FAA FORM 8130-3, AIRWORTHINESS APPROVAL TAG				3. Form Tracking Number 102658917	
4. Organization Name and Address: Rockwell Collins, Inc. 2051 Airport Road WICHITA, KANSAS 67209-1949 USA NZ2R049L				5. Work Order/Contract/Invoice Number: PO No: 19640			
6. Item:	7. Description:	8. Part Number:	9. Eligibility:*	10. Quantity:	11. Serial/Batch Number:	12. Status/Work:	
000010	VNI-80C / INDICATOR, VERTICAL NAVIGATI	622-7689-003	N/A	1	166	REPAIRED	
13. Remarks: Service Memorandum No. (see block 3) contains service details. Tested Per: CMM 523-0771517 Ed.3 Rev.0 Time Since Overhaul: N/A S.B.'s/Mods installed: None Complied with A.D. #: N/A Complied with Airline EO#: N/A A/C identification: N/A, Total Cycles: N/A, Total Time: N/A, as per customer supplied document. Item Numbers refer to numbers on Delivery Document			Rockwell Collins Wichita certifies that the works specified in Blocks 12 and 13 was performed in accordance with EASA Implementation Rule part 145 approval, and with respect to that work, the aircraft component is considered ready for release to service under EASA approval number 145.4334.				
14. Certifies the items identified above were manufactured in conformity to: <input type="checkbox"/> Approved design data and are in a condition for safe operation. <input type="checkbox"/> Non-approved design data specified in block 13 N/A			19. <input checked="" type="checkbox"/> 14 CFR 43.9 Return to Service <input checked="" type="checkbox"/> Other regulation specified in Block 13 Certifies that unless otherwise specified in Block 13, the work identified in Block 12 and described in Block 13, was accomplished in accordance with Title 14, Code of Federal Regulations, part 43 and in respect to that work, the items are approved for return to service.				
15. Authorized Signature:		16. Approval/Authorization:		20. Authorized Signature:		21. Approval/Certificate No.:	
17. Name (Typed or Printed):		18. Date (m/d/y):		22. Name (Typed or printed) Michael S. Dye		23. Date (m/d/y): JAN/19/2007	
User/Installer Responsibilities							
It is important to understand that the existence of this document alone does not automatically constitute authority to install the part/component/assembly.							
*Where the user/installer performs work in accordance with the national regulations of an airworthiness authority different than the airworthiness authority of the country specified in block 1 it is essential that the user/installer ensures that his/her airworthiness authority accepts parts/components/assemblies from the airworthiness authority of the country specified in block 1.							
Statements in block 14 and 19 do not constitute installation certification. In all cases, aircraft maintenance records must contain an installation certification issued in accordance with the national regulations by the user/installer before the aircraft may be flown.							

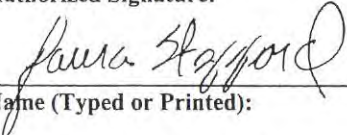
1. Approving National Aviation Authority/Country: FAA/UNITED STATES	2. AUTHORIZED RELEASE CERTIFICATE FAA Form 8130-3, AIRWORTHINESS APPROVAL TAC	3. Form Tracking Number: PMA051005LS-01
--	---	--

4. Organization Name and Address: Gulfstream Aerospace 7440 Aviation Pl. Dallas Texas 75235	5. Work Order/Contract/Invoice Number: D6891996
--	--

6. Item:	7. Description:	8. Part Number:	9. Eligibility:*	10. Quantity:	11. Serial/Batch Number:	12. Status/Work:
01	Gasket	653743-1	Israel Aircraft Industries Model(s): 1123, 1124 & 1124A	100	N/A	New

13. Remarks: **"FOR DOMESTIC SHIPMENTS ONLY"**
SHELF LIFE EXPIRATION: 02 November 2009
This part has been Produced under a licensing agreement from the holder of TC A2SW
Manufacturing Approval Basis: FAA-PMA Part Supplement No. 14.
Manufactured by:
Gulfstream Aerospace Corporation PMA Number: PQ0473SW
Dallas, TX

14. Certifies the items identified above were manufactured in conformity to:	<input type="checkbox"/> Approved design data and are in a condition for safe operation. <input type="checkbox"/> Non-approved design data specified in Block 13.
--	--

15. Authorized Signature: 	16. Approval/Authorization No.: ODARF750192SW
17. Name (Typed or Printed): Laura Stafford	18. Date (m/d/y): May 10, 2005

User/Installer Responsibilities

It is important to understand that the existence of this document alone does not automatically constitute authority to install the part/component/assembly.

Where the user/installer performs work in accordance with the national regulations of an airworthiness authority different than the airworthiness authority of the country specified in Block 1, it is essential that the user/installer ensures that his/her airworthiness authority accepts parts/components/assemblies from the airworthiness authority of the country specified in Block 1.

Statements in Blocks 14 and 19 do not constitute installation certification. In all cases, aircraft maintenance records must contain an installation certification issued in accordance with the national regulations by the user/installer before the aircraft may be flown.

1. Approving National Aviation Authority/Country: FAA/UNITED STATES	2. AUTHORIZED RELEASE CERTIFICATE FAA Form 8130-3, AIRWORTHINESS APPROVAL TAG	3. Form Tracking Number: PMA051005LS-01
--	---	--

4. Organization Name and Address: Gulfstream Aerospace 7440 Aviation Pl. Dallas Texas 75235	5. Work Order/Contract/Invoice Number: D6891996
--	--

6. Item:	7. Description:	8. Part Number:	9. Eligibility:*	10. Quantity:	11. Serial/Batch Number:	12. Status/Work:
01	Gasket	653743-1	Israel Aircraft Industries Model(s): 1123, 1124 & 1124A	100	N/A	New

13. Remarks: **"FOR DOMESTIC SHIPMENTS ONLY"**
SHELF LIFE EXPIRATION: 02 November 2009
 This part has been Produced under a licensing agreement from the holder of TC A2SW
 Manufacturing Approval Basis: FAA-PMA Part Supplement No. 14.
 Manufactured by:
 Gulfstream Aerospace Corporation PMA Number: PQ0473SW
 Dallas, TX

14. Certifies the items identified above were manufactured in conformity to:

Approved design data and are in a condition for safe operation.

Non-approved design data specified in Block 13.

19. Other regulatory approval is held.

20. Authorized Signature: _____

21. Approval/Authorization No.: ODARF750192SW

22. Name (Typed or Printed): _____

23. Date (m/d/y): May 10, 2005

15. Authorized Signature:
Laura Stafford

16. Approval/Authorization No.:
ODARF750192SW

17. Name (Typed or Printed):
Laura Stafford

18. Date (m/d/y):
May 10, 2005

User/Installer Responsibilities

It is important to understand that the existence of this document alone does not automatically constitute authority to install the part/component/assembly.

Where the user/installer performs work in accordance with the national regulations of an airworthiness authority different than the airworthiness authority of the country specified in Block 1, it is essential that the user/installer ensures that his/her airworthiness authority accepts parts/components/assemblies from the airworthiness authority of the country specified in Block 1.

Statements in Blocks 14 and 19 do not constitute installation certification. In all cases, aircraft maintenance records must contain an installation certification issued in accordance with the national regulations by the user/installer before the aircraft may be flown.

SERVICEABLE UNIT DATA

PART NAME Indicator ver NAVPART # 622-7689-003SERIAL # 1166COND. Repaired MOD # _____

Made Serviceable & Shop Records Completed by:

VENDOR Rockwell

VENDOR W.O.# _____

DATE 1-23-6 STA. _____ASU RECEIVING INSPECTOR # 53DATE 1-23-6 P.O.# 19640QUANTITY 1 W.O.# W40993-2

UNIT SHELF LIFE EXPIRES: _____

UNIT INSTALLED DATA

A/C # 1124A 512368POSITION INSTALLED BY CockpitBY M.H.MO. 1 DAY 29 YR. 07 STA. _____

REPAIRABLE UNIT DATA

PART NAME _____

Part # _____

Serial # _____

REMOVED FROM _____

ACFT NO. _____

POSITION _____

REMOVED BY _____

MO. _____ DAY _____ YR. _____ STA. _____

A/C TAT: _____

TSO: _____

REASON FOR REMOVAL



CERTIFICATE OF CONFORMANCE

Tracking No.: PMA04-00076 P/N: 653054-529 S/N: none

P/O No.: D6816766 Nomenclature: Gasket

Qty.: 200 each FAA Approval Basis: Supplement No. 5

GAC - Dallas Original Receiving Stock Room Part Tracking B/N 200002848838 part(s) only are approved by this C of C


GULFSTREAM AEROSPACE CORPORATION, LOCATED IN DALLAS TEXAS, HEREBY CERTIFIES THAT THE ABOVE REFERENCED PART(S) CONFORM TO THEIR APPROVED TYPE DESIGN AND ARE MANUFACTURED UNDER FAA APPROVAL PQ473SW.

Installation Eligibility:

IAI Aircraft Model Numbers: 1121, 1121A, 1121B, 1123 & 1124

Shelf Life Expiration Date: 10/29/05

Lori Stafford *Lori Stafford*
Gulfstream Quality Assurance Representative
Parts Manufacturing Approval Program



27 July 2004
Date

Allstate Gasket & Packing, Inc.
31 Prospect Place
Deer Park, NY 11729
(631)254-4050 • fax(631)254-4330

CERTIFICATE OF COMPLIANCE

Neco Industries
3345 South Ann Arbor
Oklahoma City, OK 73179

DATE SOLD: 9/2/05
CUSTOMER'S PO: 20838
MATERIAL: Klinger 4409
QUANTITY: 1 Sheet
SIZE: 60" x 60"
THICKNESS: 1/16"
CURE DATE: 3rd qtr. '05
BATCH NO: 12478
INVOICE NO: 0000050754

This is to certify that material shipped on your above purchase order was made in accordance to blue prints, customer specifications, customer sample and pertinent requirements.

Date: September 2nd 2005

BY


Administration

ASTRA JET CORPORATION

FAA-PMA

IAI P/N

653743-505 Rev N/A

Eligible on Models 7124

PO 2450

Starflite Aviation

8430 Larson
Houston, Texas 77061

PICK TICKET

February 07, 2007

Telephone: 713-644-4800

Fax: 713-644-7939

Deliver to: N83SG



Part/Item Name	Description	Current Location	Qty	Serial Number	Lot Number
16930	STATIC WICK	Main Bin: INVENTORY	1		LT07-00004
Part Condition: New		Contact: BRIAN SEAN LYNCH	Work Order #: F154.2.3 #1		

* End of Report *

>> denotes that the Pick Ticket line items has already been printed.